

4

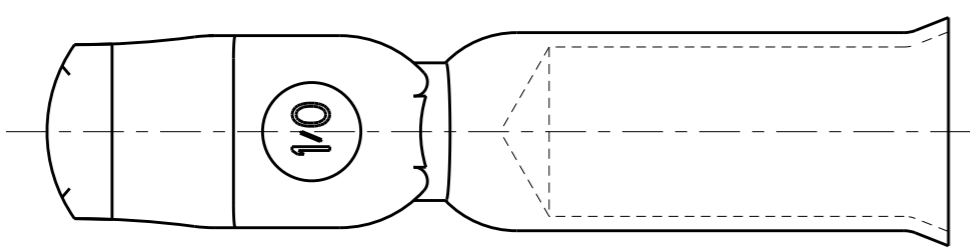
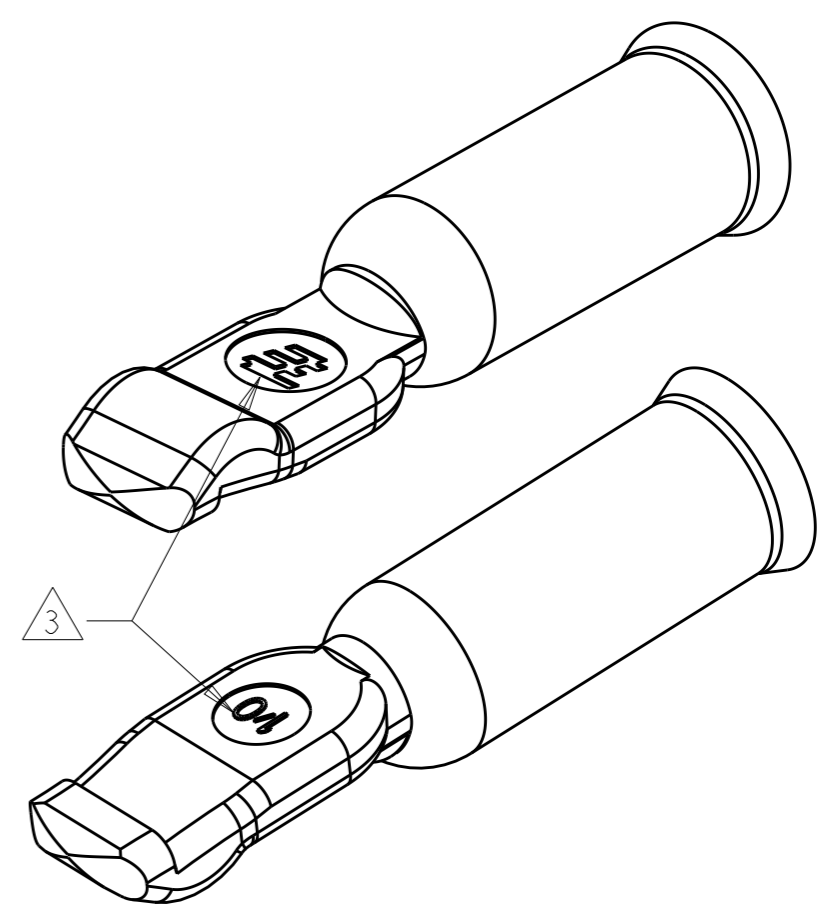
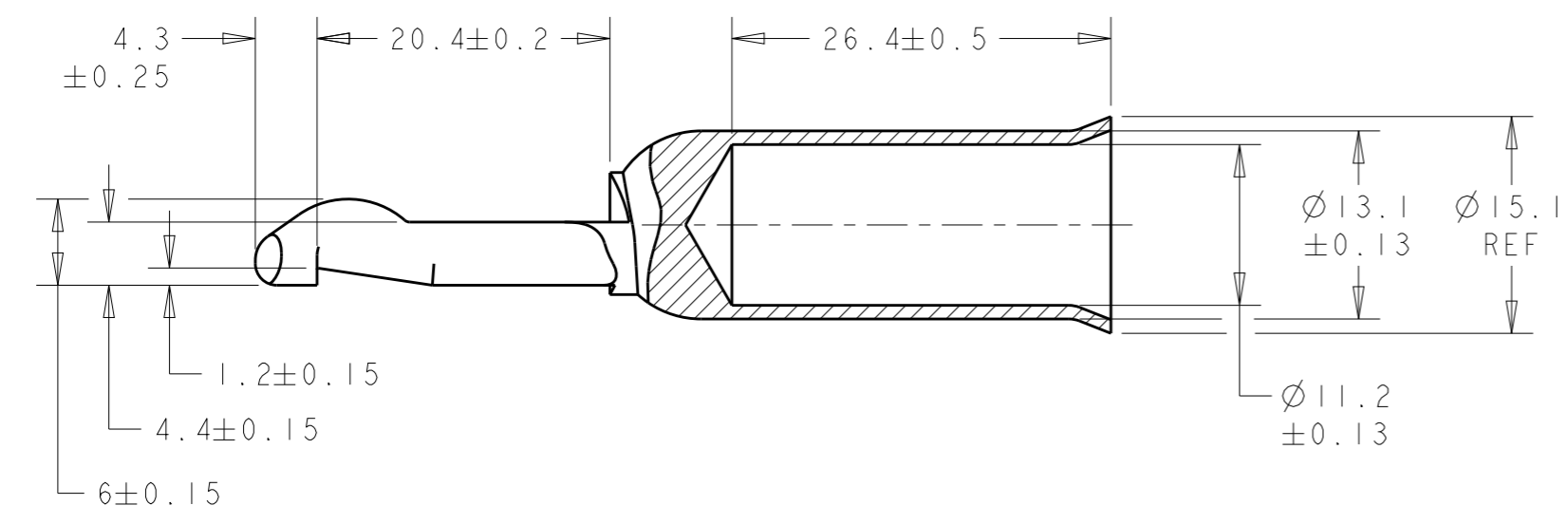
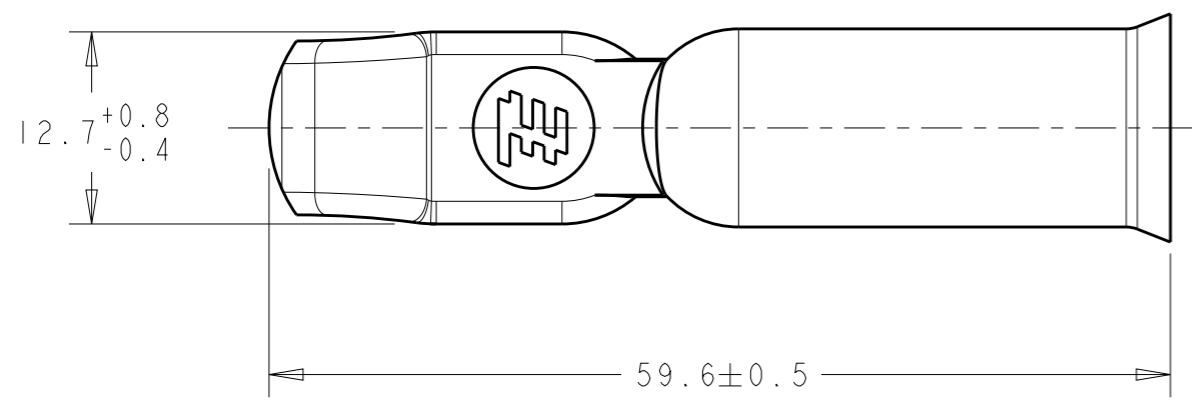
3

2

1

THIS DRAWING IS UNPUBLISHED. RELEASED FOR PUBLICATION 20  
 © COPYRIGHT 20 BY TYCO ELECTRONICS CORPORATION. ALL RIGHTS RESERVED.

LOC	DIST	REVISIONS					
CM	0	P	LTR	DESCRIPTION	DATE	DWN	APVD
			A	REVISED PER ECR 10-006756	01APR10	JR	SM
			B	REVISED PER ECR-18-000415	19JAN2018	RS	SZ



- 1. MATERIAL: COPPER ALLOY
- 2. FINISH: PLATED SILVER
- 3. STAMP MARK MAY BE ROTATED

METRIC

THIS PRODUCT HAS PASSED VERIFICATION AND AGENCY APPROVALS TESTING AND IS COMPONENT RECOGNIZED PER UL 1977 AND CSA 22.2. TYCO ELECTRONICS PRODUCT QUALIFICATION TESTING IS NOT YET COMPLETED.

AS SHOWN	1604038-1
DESCRIPTION	PART NUMBER

<small>THIS DRAWING IS A CONTROLLED DOCUMENT FOR TYCO ELECTRONICS CORPORATION. IT IS SUBJECT TO CHANGE AND THE CONTROLLING ENGINEERING ORGANIZATION SHOULD BE CONTACTED FOR THE LATEST REVISION.</small>		DWN Brent D. Yohn 13MAR2002	<b>tyco</b> <b>Electronics</b> Tyco Electronics Harrisburg, PA 17105-3608	
DIMENSIONS: mm		CHK W.H. BERNHART 13MAR2002	NAME CONTACT, AMP POWER SERIES 175 / 180, 1/0 AWG	
TOLERANCES UNLESS OTHERWISE SPECIFIED: 0 PLC ±- 1 PLC ±0.3 2 PLC ±0.13 3 PLC ±0.050 4 PLC ±- ANGLES ±-		APVD W.H. BERNHART 13MAR2002	DRAWING NO G-1604038	
MATERIAL -		PRODUCT SPEC -	SIZE A3	RESTRICTED TO
FINISH -		APPLICATION SPEC -	CAGE CODE 00779	SCALE 2:1
		WEIGHT -	DRAWING NO G-1604038	SHEET 1 OF 1
		CUSTOMER DRAWING	REV B	