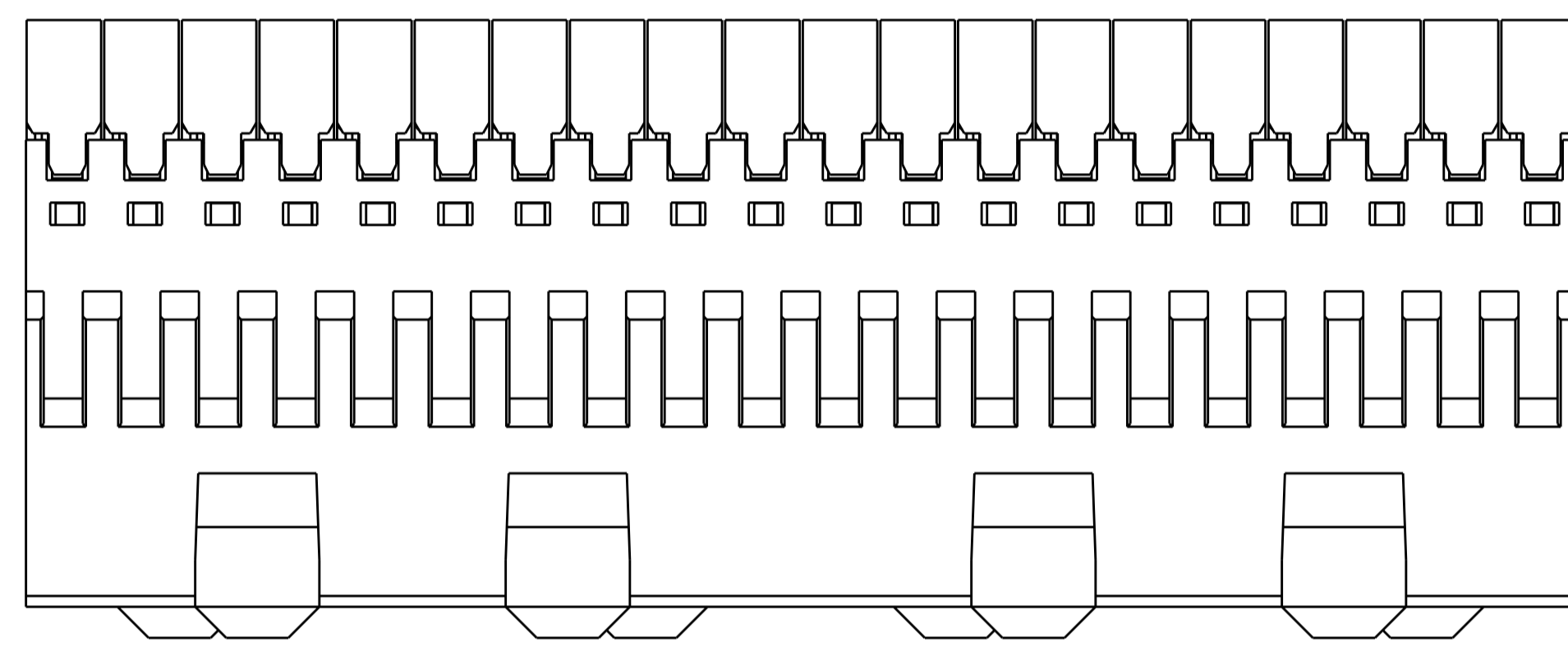
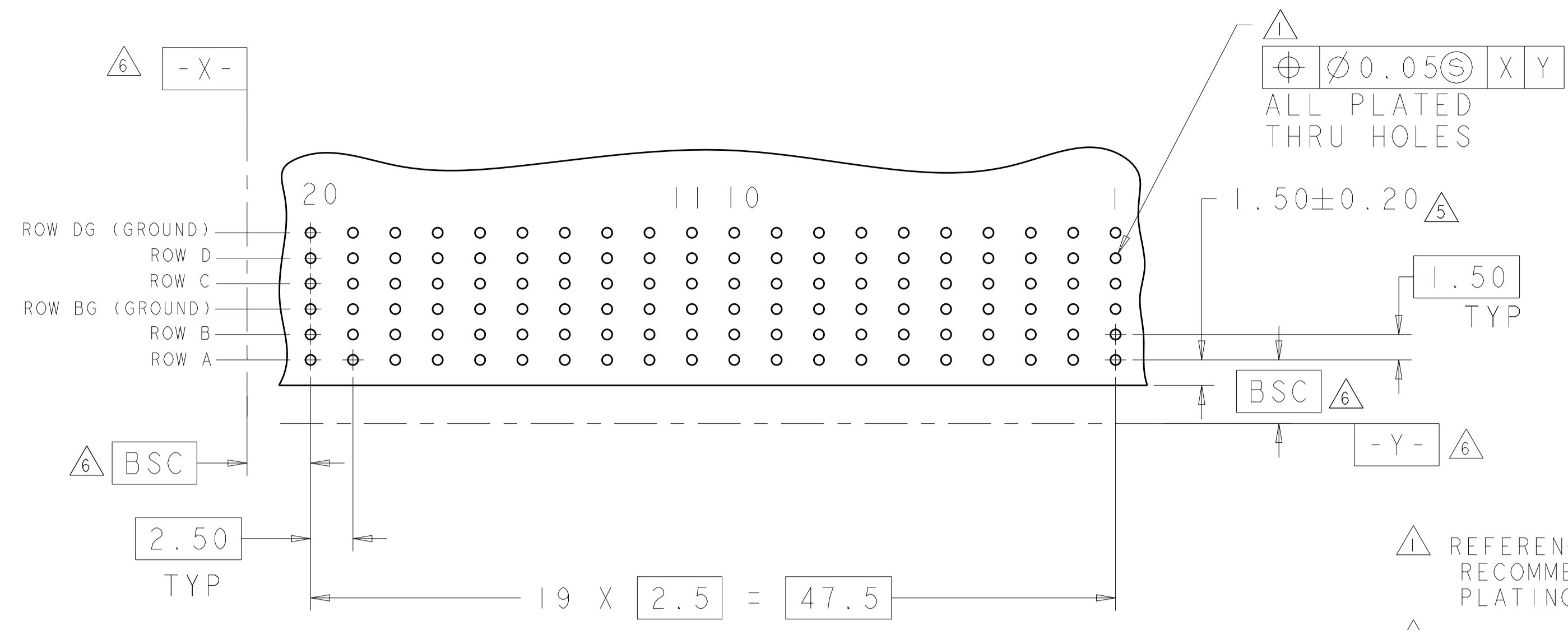
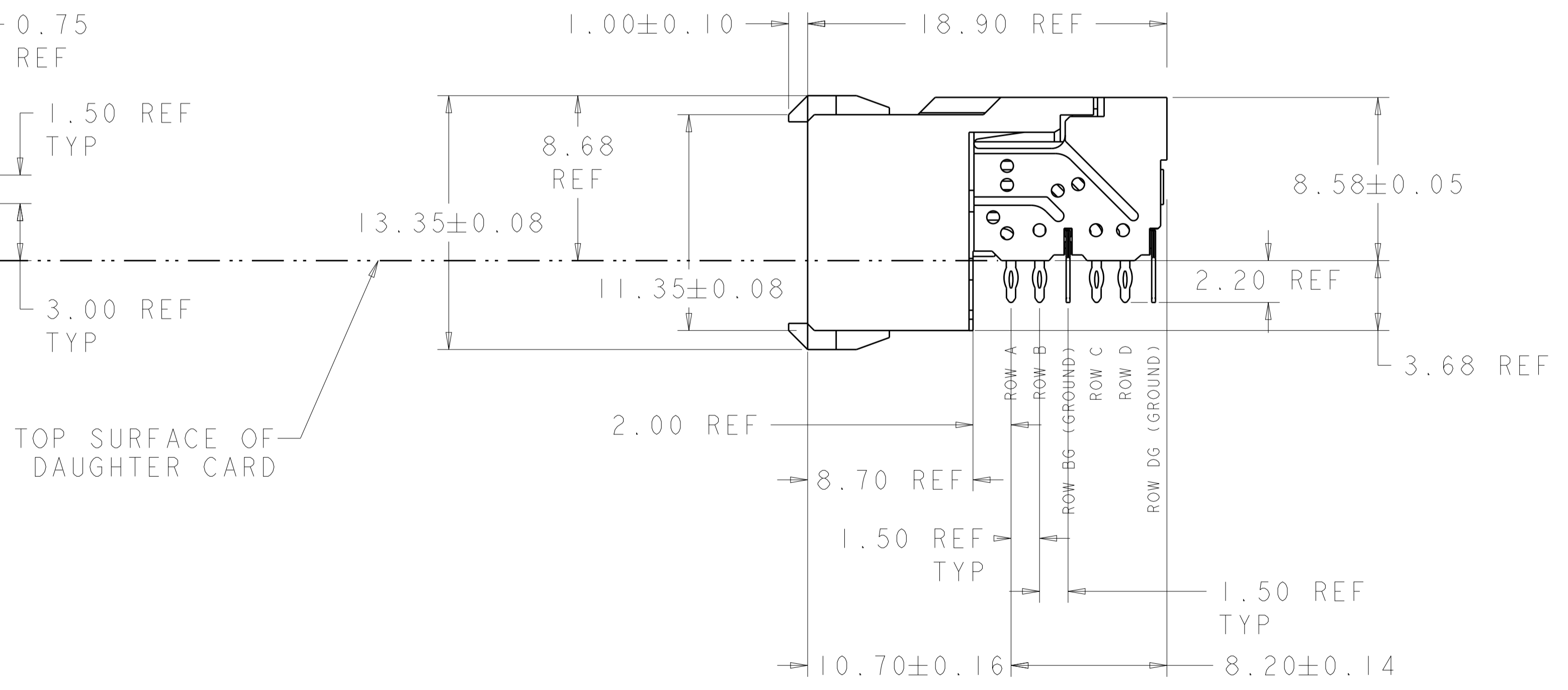
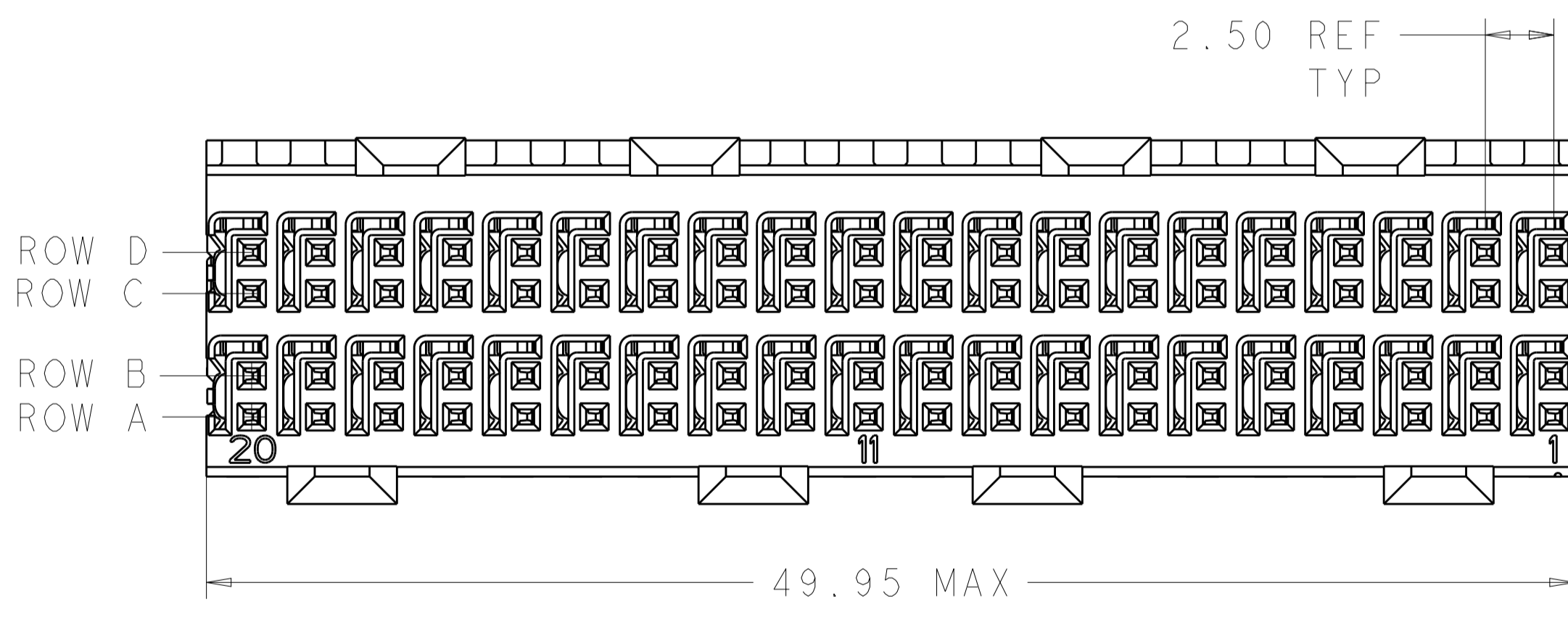


LOC	DIST	REVISIONS					
		P	LTN	DESCRIPTION	DATE	DMN	APVD
AD	00	A2		REVISED PER ECO-12-017504	15OCT2012	KH	JE
		B		REVISED PER ECO-16-008845	16SEP2016	AP	RP

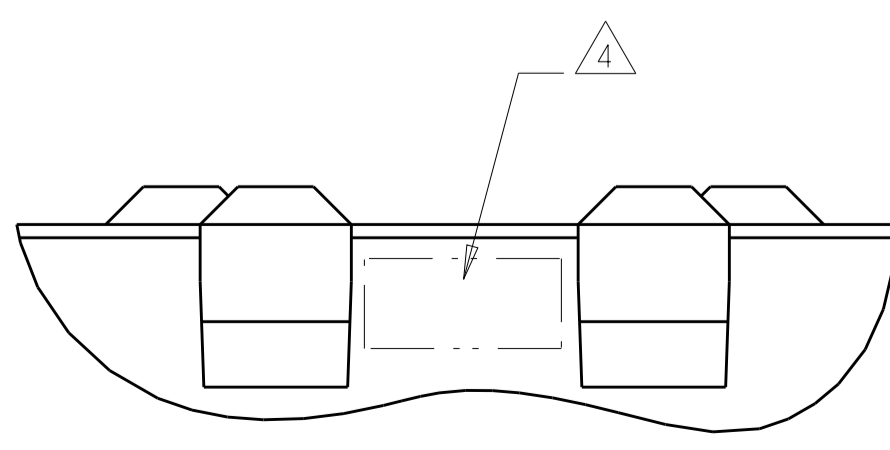


RECOMMENDED PC BOARD LAYOUT,
 DAUGHTER BOARD,
 COMPONENT SIDE SHOWN
 SCALE 4:1

- 1. REFERENCE APPLICATION SPEC 114-13059 FOR RECOMMENDED PLATED THRU HOLE DIAMETER AND PLATING THICKNESSES.
- 2. MATERIAL:
 SHIELD - PHOSPHOR BRONZE
 CONTACT - COPPER-NICKEL-SILICON
 HOUSING, CHICKLET AND CHICKLET COVER - GLASS FILLED POLYESTER, UL 94V-0 RATED.
- 3. FINISH: SIGNAL AND GROUND CONTACTS:
 MATING AREA: MEETS THE PERFORMANCE REQUIREMENTS OF PRODUCT SPECIFICATION 108-2055; BASED ON TELCORDIA GR-1217-CORE, APPLICATIONS IN UNCONTROLLED ENVIRNMENTS
 COMPLIANT PIN AREA: 0.5µM MIN MATTE TIN OVER BASE PLATING
- 4. CONNECTOR MARKED WITH PART NUMBER AND DATE CODE IN APPROXIMATE AREA SHOWN
- 5. DIMENSION APPLIES TO CENTERLINE OF THRU HOLE.
- 6. DATUMS AND BASIC DIMENSIONS ESTABLISHED BY CUSTOMER.
- 7. CONTACT AREA LUBRICATED WITH BELLCORE APPROVED LUBRICANT. TECHNICAL REFERENCE: GR-1217-CORE, ISSUE 1, NOVEMBER 1995.



TOP SURFACE OF DAUGHTER CARD



6469077-1
 PART NUMBER

THIS DRAWING IS A CONTROLLED DOCUMENT.		DMN S. J. MAGARO 28JUN2004	TE Connectivity
DIMENSIONS: mm		CHK R. A. PATTERSON 28JUN2004	
TOLERANCES UNLESS OTHERWISE SPECIFIED:		APVD H. PATTERSON 17MAY2007	NAME RECEPTACLE ASSEMBLY, 2 PAIR, 50mm, HMZd
0 PLC ±	1 PLC ±	PRODUCT SPEC	SIZE CAGE CODE DRAWING NO
2 PLC ±	3 PLC ±	APPLICATION SPEC	A100779C=6469077
4 PLC ±	ANGLES ±	WEIGHT	RESTRICTED TO
MATERIAL	FINISH	CUSTOMER DRAWING	SCALE 5:1 SHEET 1 OF 1 REV B