

Fixed Attenuators

DC-18 GHz

Type N High Power Bi-Directional Fixed Coaxial Attenuators

- High Power
- 3, 6, 10, 20 and 30 dB at 150 W
- 10, 20, 30, 40, 50 and 60 dB at 100 W



Specifications

Type N (M/F), DC to 6 GHz, 150 W

FREQUENCY RANGE (GHz)	MODEL	ATTENUATION (dB)			POWER INPUT		VSWR (max.)	WEIGHT (max.)	
		NOMINAL	DEVIATION		AVERAGE* (W max.)	PEAK (kW max.)		lbs.	kg.
			DC-2	2-6					
DC-6	769A-3	3	±0.4	±0.75	150	3	1.35	3.3	1.5
	769A-6	6	±0.4	±0.75	150	3	1.35	3.3	1.5
	769A-10	10	±0.4	±0.75	150	3	1.35	3.3	1.5
	769A-20	20	±0.5	±1.00	150	3	1.35	3.3	1.5
	769A-30	30	±0.5	±1.00	150	3	1.35	3.3	1.5

* Power ratings for horizontal operation at +25°C derate linearly to 5 W at +125°C

NOTE:

Temperature Coefficient: 0.0006 dB/dB/°C; Power Coefficient: 0.0005 dB/dB/W

Type N (M/F), DC to 18 GHz, 100 W

FREQUENCY RANGE (GHz)	MODEL	ATTENUATION (dB)			POWER INPUT		VSWR (max.)			WEIGHT (max.)	
		NOMINAL	DEVIATION	AVERAGE* (W max.)	PEAK (kW max.)	DC - 8	8 - 12.4	12.4 - 18	lbs.	kg.	
DC - 18	770-10	10	±1.2	100	1	1.25	1.30	1.40	3.0	1.36	
	770-20	20	±1.4	100	1	1.25	1.30	1.40	3.0	1.36	
	770-30	30	±1.4	100	1	1.25	1.30	1.40	3.0	1.36	
	770-40	40	±2.5	100	1	1.25	1.30	1.40	1.75	0.7	
	770-50	50	±3.0	100	1	1.25	1.30	1.40	1.75	0.7	
	770-60	60	±3.5	100	1	1.25	1.30	1.40	1.75	0.7	

* Power ratings for horizontal operation at +25°C derate linearly to 10 W at +125°C

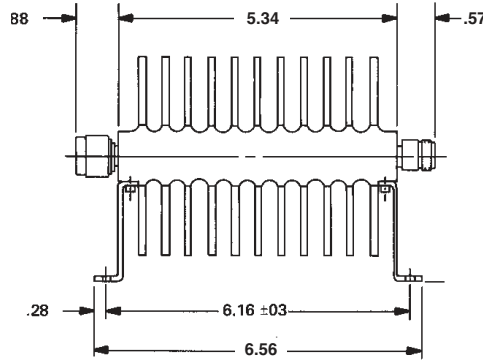
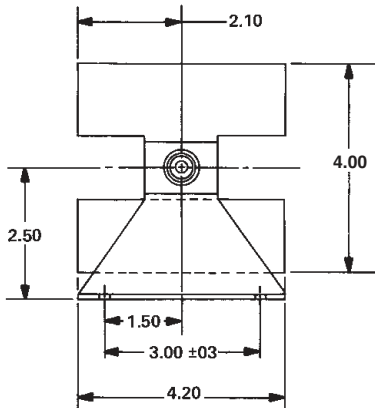
NOTE:

Temperature Coefficient: 0.0006 dB/dB/°C; Power Coefficient: 0.0005 dB/dB/W

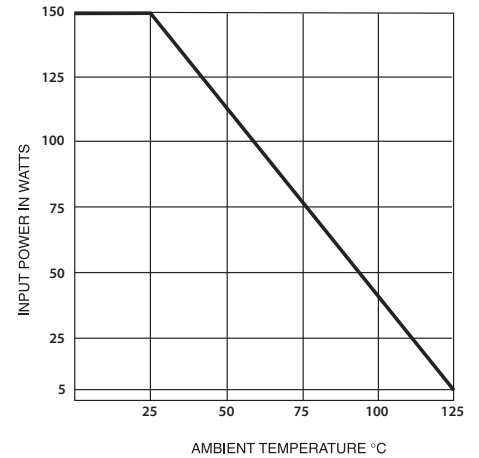


Fixed Attenuators

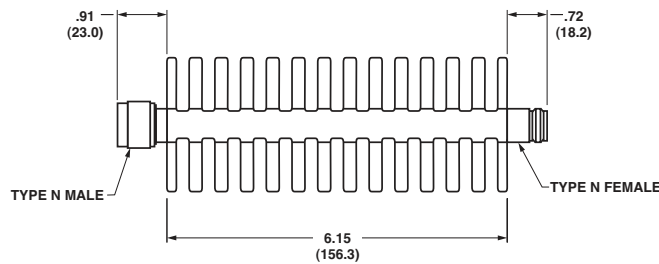
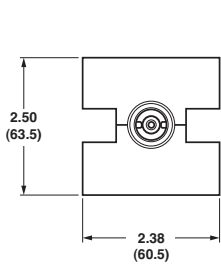
Outline Drawings



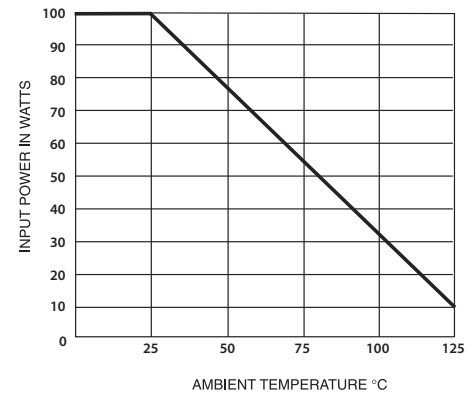
Model 769A Series



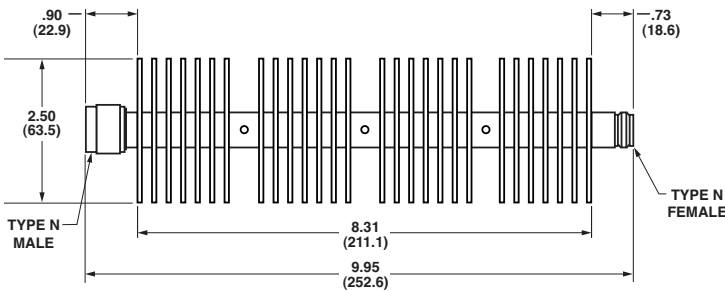
Derating Curve, 125° C - Horizontal Operation
769A Series



Model 770 -10, -20, -30



Derating Curve, Horizontal Operation
770 Series



Model 770 -40, -50, -60

Dimensions in inches (mm in parentheses), unless otherwise specified.

