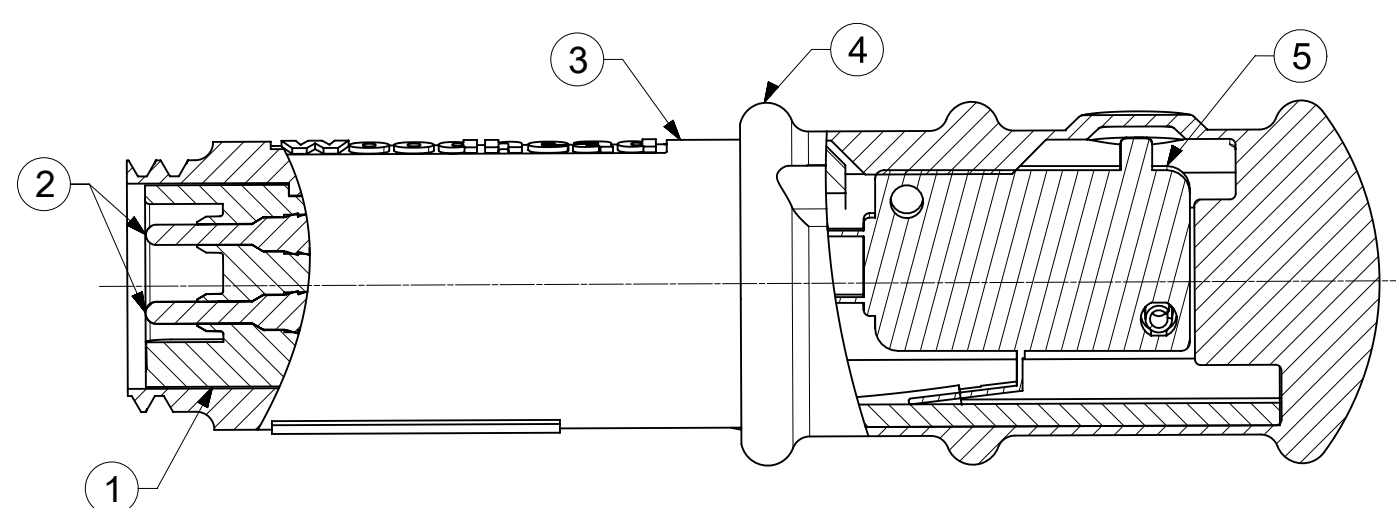
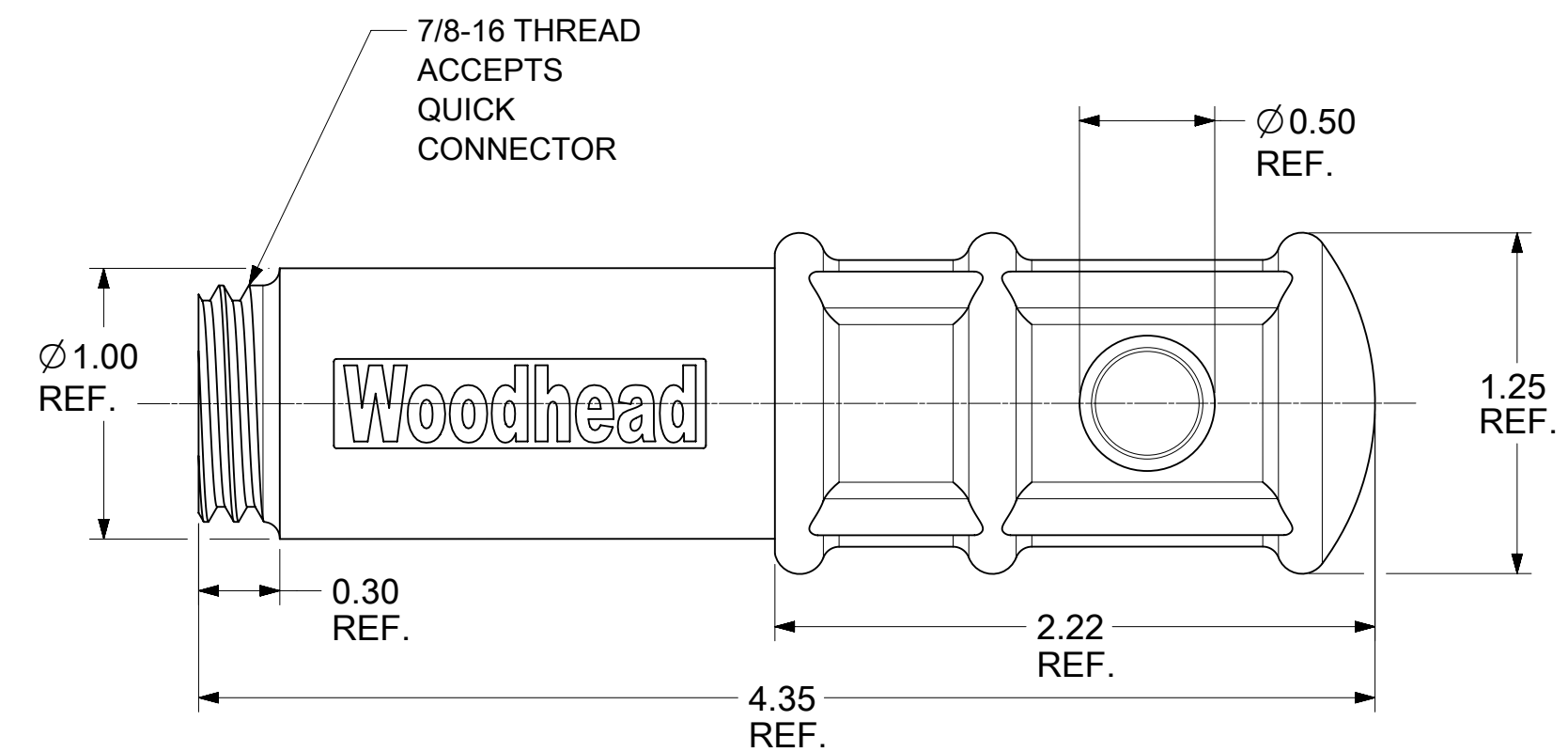
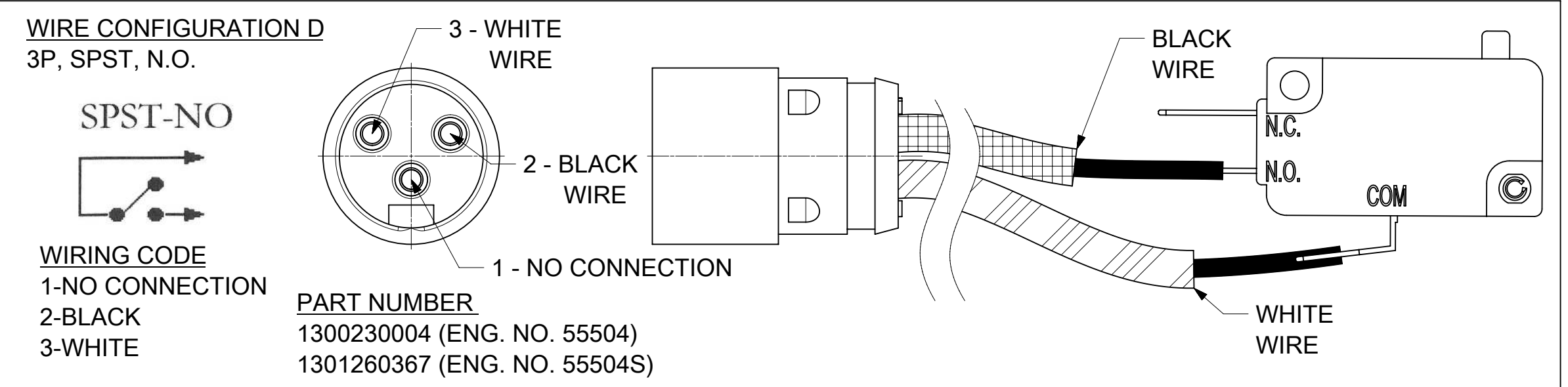
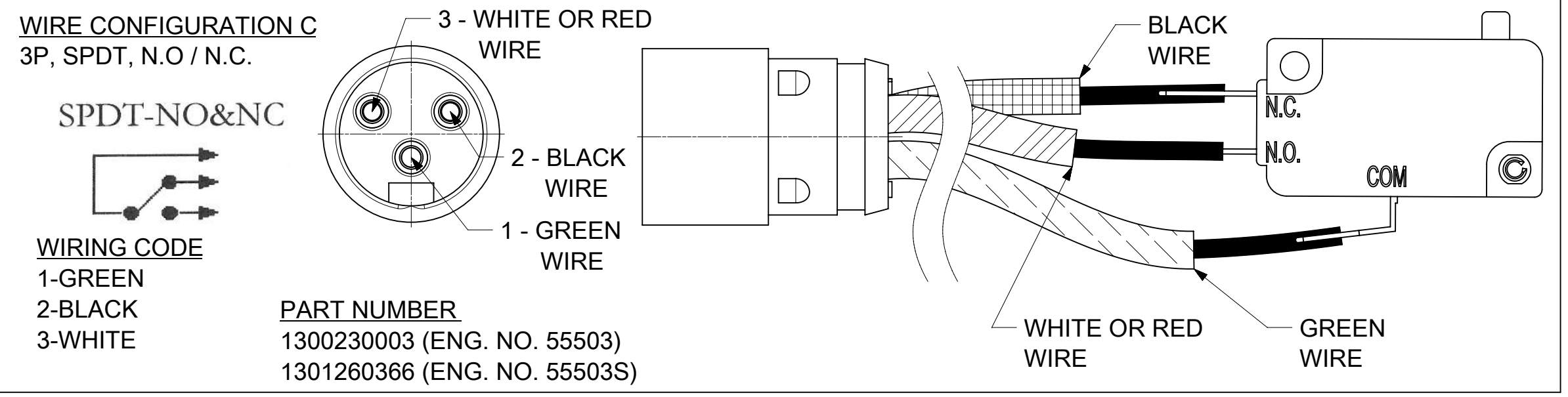
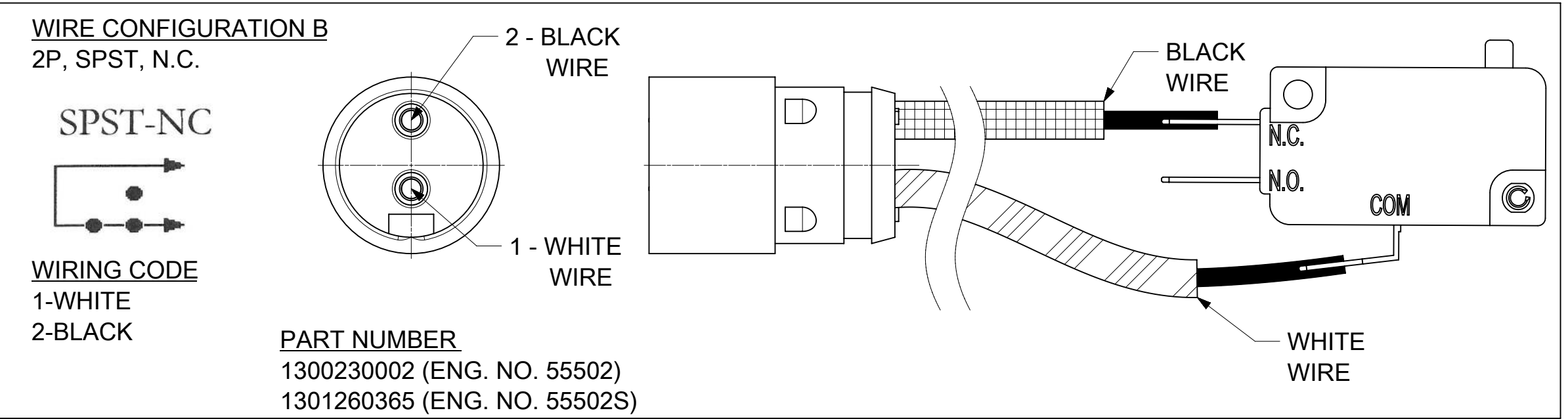
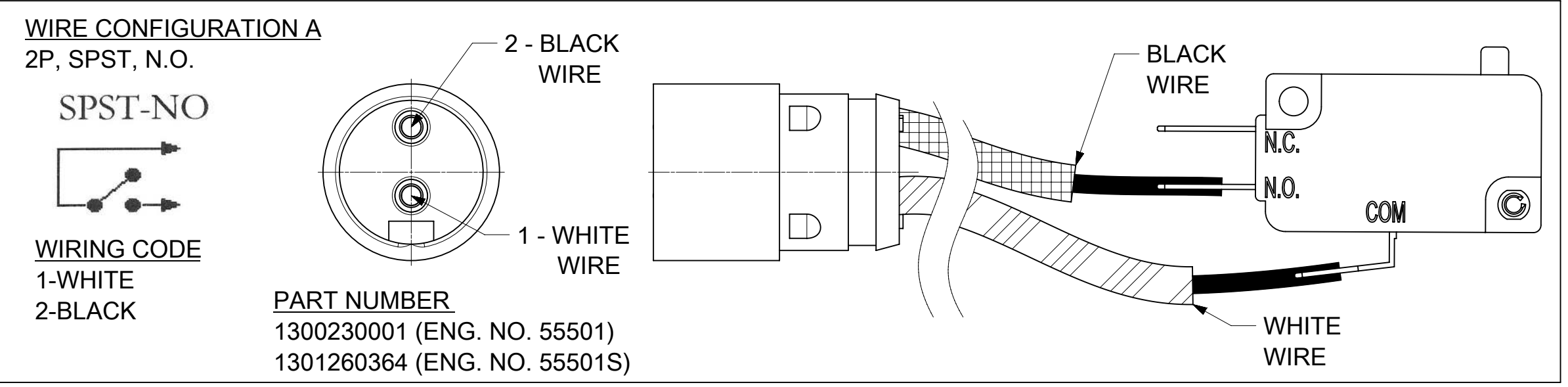


PART NUMBER	ENG. NUMBER	DESCRIPTION	SWITCH BOOT MATERIAL	WIRE CONFIGURATION
1300230001	55501	2P, SPST - NORMALLY OPEN	NBR/PVC	A
1300230002	55502	2P, SPST - NORMALLY CLOSED		B
1300230003	55503	3P, SPDT - NORMALLY OPEN / NORMALLY CLOSED		C
1300230004	55504	3P, SPST - NORMALLY OPEN	SILICONE	D
1301260364	55501S	2P, SPST - NORMALLY OPEN		A
1301260365	55502S	2P, SPST - NORMALLY CLOSED		B
1301260366	55503S	3P, SPDT - NORMALLY OPEN / NORMALLY CLOSED		C
1301260367	55504S	3P, SPST - NORMALLY OPEN	D	



ITEM	DESCRIPTION	MATERIAL	FINISH
1	PIN INSERT	PVC	YELLOW
2	CONTACT PIN	COPPER ALLOY	GOLD PLATED
3	SWITCH BODY	NYLON	YELLOW
4	SWITCH BOOT	RUBBER (SEE TABLE)	YELLOW
5	SWITCH	-	-

- NOTES:**
- MATERIAL: SEE TABLE
 - FINISHES: SEE TABLE
 - ELECTRICAL SPECIFICATIONS
VOLTAGE RATING: 125/250VAC
CURRENT RATING: 10 AMPS (AC)
HORSEPOWER RATING: 1/2 HP
 - OPERATING TEMP. RANGE: -20 °C to 85 °C
 - ASSEMBLY IS RoHS COMPLIANT



FUNCTIONAL SYMBOLS		THIS DRAWING CONTAINS INFORMATION THAT IS PROPRIETARY TO MOLEX ELECTRONIC TECHNOLOGIES, LLC AND SHOULD NOT BE USED WITHOUT WRITTEN PERMISSION		CURRENT REV DESC: ADD SWITCH SCHEMATIC AND WIRING CODE		molex	
FA = 0	INCH	SCALE	2:1				
FE = 0	GENERAL TOLERANCES (UNLESS SPECIFIED)		EC NO: 723619		2022/10/04		WOODHEAD ENABLING SWITCH
FP = 0	ANGULAR TOL ± 0.5°		DRWN: WLEUNG		2022/10/04		
DIVISIONAL SYMBOLS		4 PLACES ±		CHK'D: DNGUYEN62		2022/10/04	
		3 PLACES ±		APPR: DNGUYEN62		2022/10/04	
		2 PLACES ± 0.05		INITIAL REVISION:		DOCUMENT NUMBER	
		1 PLACE ± 0.1		DRWN: RSTONE		SD-130023-005	
		0 PLACES ±		APPR: JFMURPHY		DOC TYPE DOC PART REVISION	
DRAFT WHERE APPLICABLE MUST REMAIN WITHIN DIMENSIONS		THIRD ANGLE PROJECTION		DRAWING		SERIES	
		C-SIZE		130023		MATERIAL NUMBER CUSTOMER SHEET NUMBER	
		SEE TABLE		GENERAL MARKET		1 OF 1	