

Electronic housing - ME 22,5 F-UTG BUS/ 5 GN - 2735988

Please be informed that the data shown in this PDF Document is generated from our Online Catalog. Please find the complete data in the user's documentation. Our General Terms of Use for Downloads are valid (<http://download.phoenixcontact.com>)



Lower part of housing, fully assembled, with integrated cross connector (parallel), closed, no. of positions 5

Product Features

- 2 optional serial contacts (daisy chain)
- Can be snapped onto standard NS 35/7,5 and NS 35/15 DIN rails
- Supply via standard MINI COMBICON plug
- Gold contacts for data transmission and power supply (125 V, 8 A)



Key commercial data

| | |
|--------------------------------------|-----------|
| Packing unit | 1 1 |
| Weight per Piece (excluding packing) | 43.91 GRM |
| Custom tariff number | 85369010 |
| Country of origin | Germany |

Technical data

General

| | |
|------------------|-------------------|
| Housing type | Component housing |
| Housing material | Polyamide |
| Color | green |

Ambient conditions

| | |
|---------------------------------|-------------------|
| Ambient temperature (operation) | -40 °C ... 105 °C |
|---------------------------------|-------------------|

Dimensions

| | |
|-----------------------|---------|
| Length | 99 mm |
| Constructional height | 106 mm |
| Width | 22.5 mm |

Electronic housing - ME 22,5 F-UTG BUS/ 5 GN - 2735988

Technical data

Technical data

| | |
|---|-------------|
| Connection in acc. with standard | CUL |
| Nominal voltage U_N | 300 V |
| Nominal current I_N | 8 A |
| Indicator1 | CUL1 |
| Inflammability class according to UL 94 | V0 |
| Power dissipation at 20°C in the horizontal mounting position | 5.5 W 9.6 W |
| Number of positions | 16 |
| | 24 |

Classifications

eCl@ss

| | |
|------------|----------|
| eCl@ss 4.0 | 27180401 |
| eCl@ss 4.1 | 27180401 |
| eCl@ss 5.0 | 27180506 |
| eCl@ss 5.1 | 27180506 |
| eCl@ss 6.0 | 27180802 |
| eCl@ss 7.0 | 27182702 |
| eCl@ss 8.0 | 27182702 |

ETIM

| | |
|----------|----------|
| ETIM 2.0 | EC001031 |
| ETIM 3.0 | EC001031 |
| ETIM 4.0 | EC001031 |
| ETIM 5.0 | EC001031 |

UNSPSC

| | |
|---------------|----------|
| UNSPSC 6.01 | 31261501 |
| UNSPSC 7.0901 | 31261501 |
| UNSPSC 11 | 31261501 |
| UNSPSC 12.01 | 31261501 |
| UNSPSC 13.2 | 31261501 |

Approvals

Approvals

Electronic housing - ME 22,5 F-UTG BUS/ 5 GN - 2735988

Approvals

Approvals

UL Recognized / cUL Recognized / cULus Recognized

Ex Approvals

Approvals submitted

Approval details

UL Recognized

cUL Recognized

| | B | D |
|--------------------------------|-------|-------|
| Nominal current I _N | 8 A | 8 A |
| Nominal voltage U _N | 300 V | 300 V |

cULus Recognized

Accessories

Accessories

Coding element

Coding star - CR-MSTB - 1734401

Coding section, inserted into the recess in the header or the inverted plug, red insulating material



Electronic housing - ME 22,5 F-UTG BUS/ 5 GN - 2735988

Accessories

Coding profile - CP-MSTB - 1734634

Coding profile, is inserted into the slot on the plug or inverted header, red insulating material



Filler plug

Electronic housing - ME B-KA - 2854173



Terminal cover, 1 strip covers up to 12 terminal points, for ME-BUS terminal opening, (male side)

Electronic housing - ME B-22,5 MKDSO GN - 2907143



Filler plugs, for unoccupied terminal points

Electronic housing - ME B-22,5 MSTBO GN - 2907156



Filler plugs, for unoccupied terminal points

Electronic housing - ME B-SA/NS 35 - 2935959

Terminal cover, 1 strip covers up to 12 terminal points, for ME-BUS male side, (female side)



Electronic housing - ME 22,5 F-UTG BUS/ 5 GN - 2735988

Accessories

Electronic housing - ME B-12,5 3MSTBO GN - 2709176



Filler plugs, for unoccupied terminal points

Electronic housing - ME B-KA - 2854173



Terminal cover, 1 strip covers up to 12 terminal points, for ME-BUS terminal opening, (male side)

Mounting material

Components of electronic housing - ME-SAS - 2853899



Shield connection clamp for printed circuit terminal block

Electronic housing - ME DH27 NS 35 - 2908760

Spacers, for protection of the input or output contacts for DIN rail NS 35, width [B] 27 mm



Electronic housing - ME DH36 NS 35 - 2909895

Spacers, for protection of the input or output contacts for DIN rail NS 35, width [B] 36 mm



Electronic housing - ME 22,5 F-UTG BUS/ 5 GN - 2735988

Accessories

Electronic housing - ME LPZS - 2906911



PCB stop, for soldering onto PCB

Required add-on products

Electronic housing - ME 22,5 OT-MSTBO SET - 2907444

Housing upper part, complete with 4 pairs of COMBICON headers and plugs



Electronic housing - ME 22,5 OT-1MSTBO GN - 2709558



Upper part of housing, for COMBICON connection, single-level

Electronic housing - ME 22,5 OT-MSTBO GN - 2907169



Upper part of housing, for COMBICON connection, double-level

Electronic housing - ME 22,5 OT-MKDSO GN - 2907172



Housing upper part, for printed circuit terminal block connection

Electronic housing - ME 22,5 F-UTG BUS/ 5 GN - 2735988

Accessories

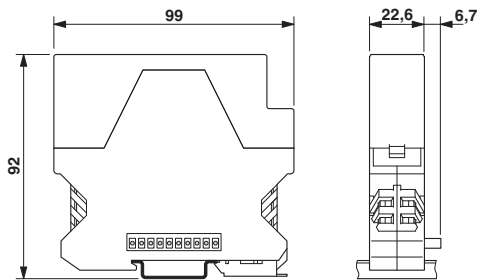
Electronic housing - ME 22,5 OT-MKDSO SET - 2907473

Housing upper part, complete with PCB termination blocks for full equipping. 16-pos., housing width: 22.5 mm



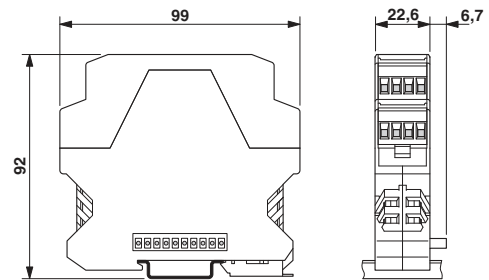
Drawings

Dimensioned drawing



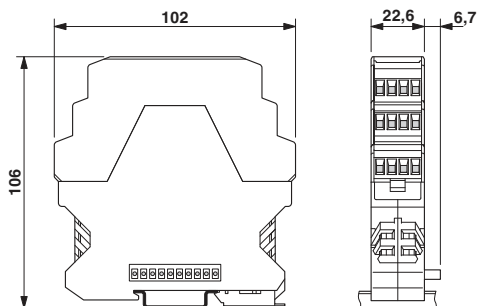
Dimensions of the electronic housing ME 22.5 flat.../BUS 5... and ME 22.5 flat.../BUS 10... with single-level upper part

Dimensioned drawing



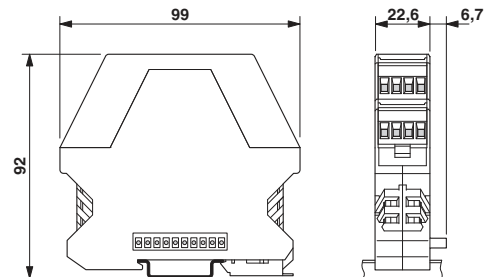
Dimensions of the electronic housing ME 22.5 flat.../BUS 5... and ME 22.5 flat.../BUS 10... with double-level upper part

Dimensioned drawing



Dimensions of the electronic housing ME 22.5 flat.../BUS 5... and ME 22.5 flat.../BUS 10... with triple-level upper part

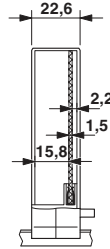
Dimensioned drawing



Dimensions of the electronic housing ME 22.5 flat.../BUS 5... and ME 22.5 flat.../BUS 10... with double-level upper part

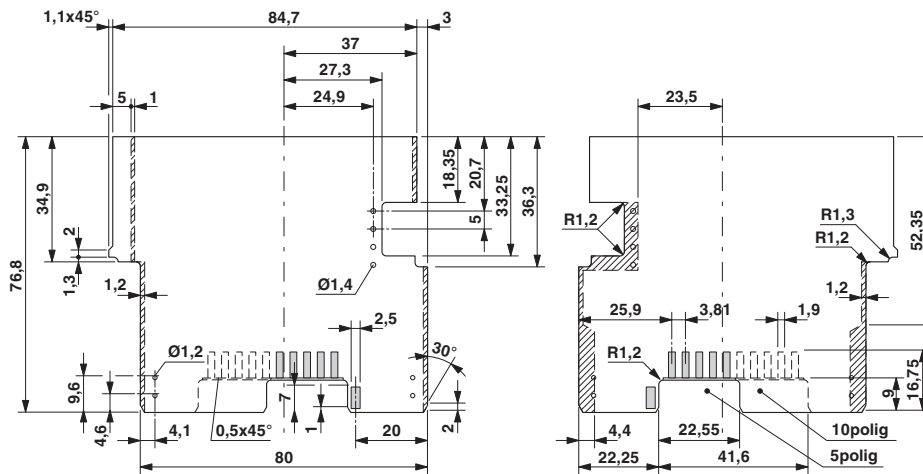
Electronic housing - ME 22,5 F-UTG BUS/ 5 GN - 2735988

Dimensioned drawing



Internal housing dimensions, electronics housing ME 22.5 flat.../BUS...

Dimensioned drawing



Dimensional drawing of the ME 22.5 flat.../BUS 5 and ME 22.5 flat.../BUS 10 printed circuit boards if the single-level upper part is used

