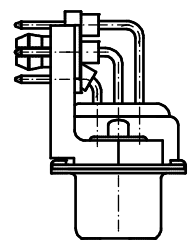
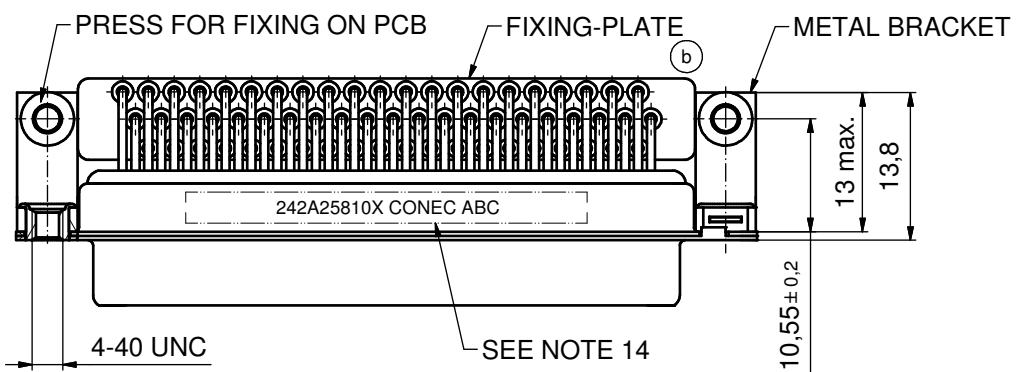
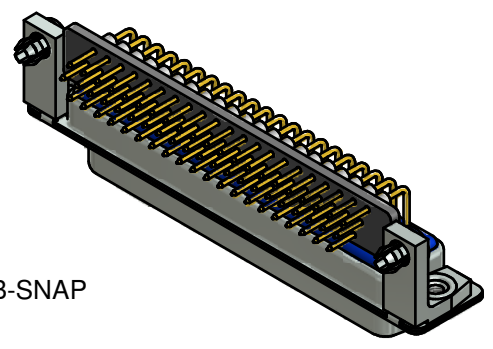
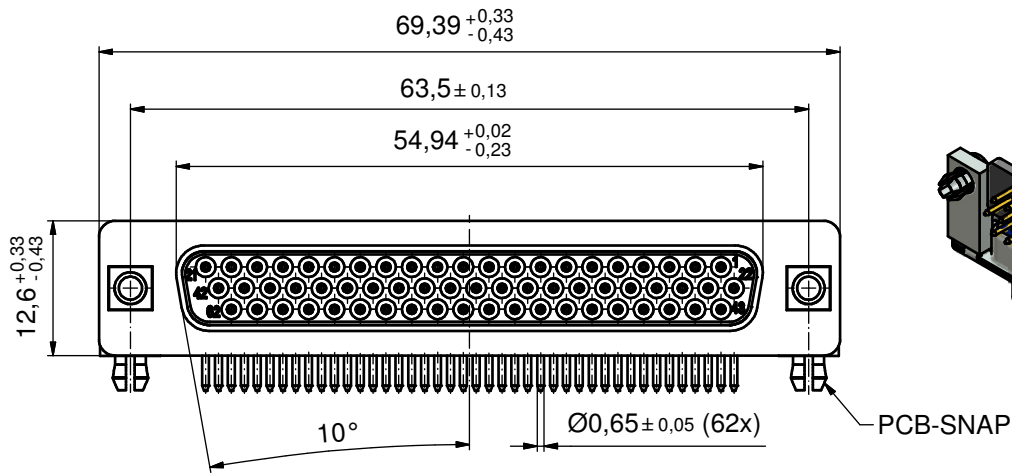
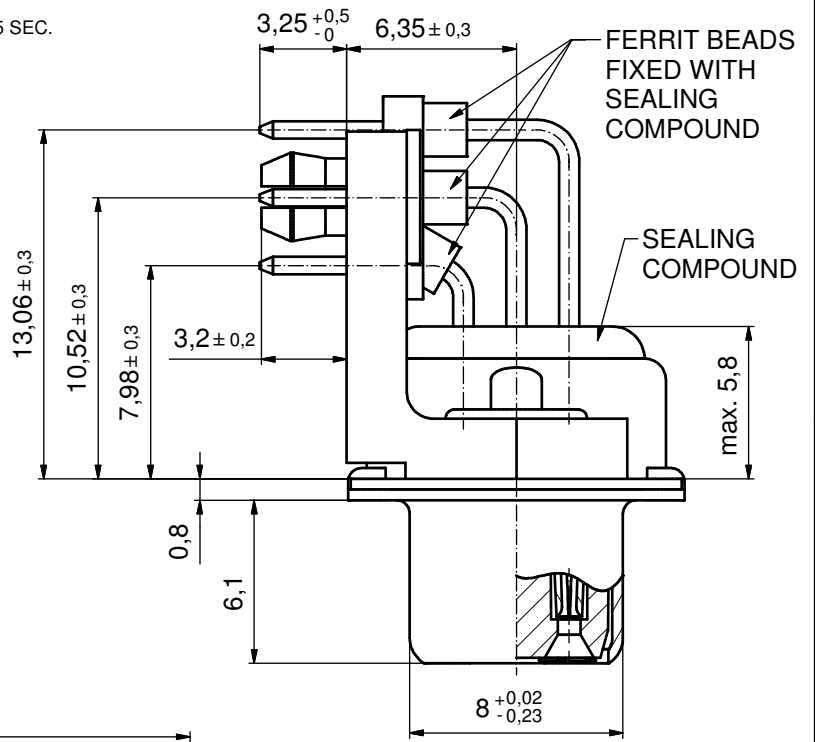


NOTES: (b)

1. RoHS COMPLIANT
2. FOR WAVESOLDERING (SOLDER BATH TEMPERATURE 260°C FOR 5 SEC. AND SOLDER PREHEAT 100°C FOR 30 SEC.)
3. METALSHELLS: STEEL; min. 315µin TIN over 40-80µin NICKEL
4. INSULATOR: HIGH TEMPERATURE PLASTIC UL 94 V-0; BLACK
5. CONTACTS: COPPER ALLOY  
PLATING: GOLD FLASH over NICKEL
6. METAL BRACKETS: ZINC DIE CAST;  
300µin COPPER / 40-120min NICKEL / 120-200µin TIN
7. THREADED INSERTS: COPPER ALLOY;  
min. 200µin TIN over 80µin NICKEL
8. PCB-SNAPS: COPPER ALLOY; min. 200µin TIN over 80µin NICKEL  
PCB-HOLE:  $\varnothing 3,1 \pm 0,1$ ; PCB THICKNESS 1,6mm
9. FIXING-PLATE: PBT GF UL 94 V-0; BLACK
10. P.C.B. HOLE DRILLINGS ON SHEET 2
11. CAPACITANCE: 370pF  $\pm 20\%$
12. DIELECTRIC WITHSTANDING VOLTAGE: 300 VDC
13. MAXIMUM TORQUE VALUE FOR THREAD: 6 in. LB
14. CONNECTOR IS PART MARKED: 242A25810X CONEC ABC

(5:1)

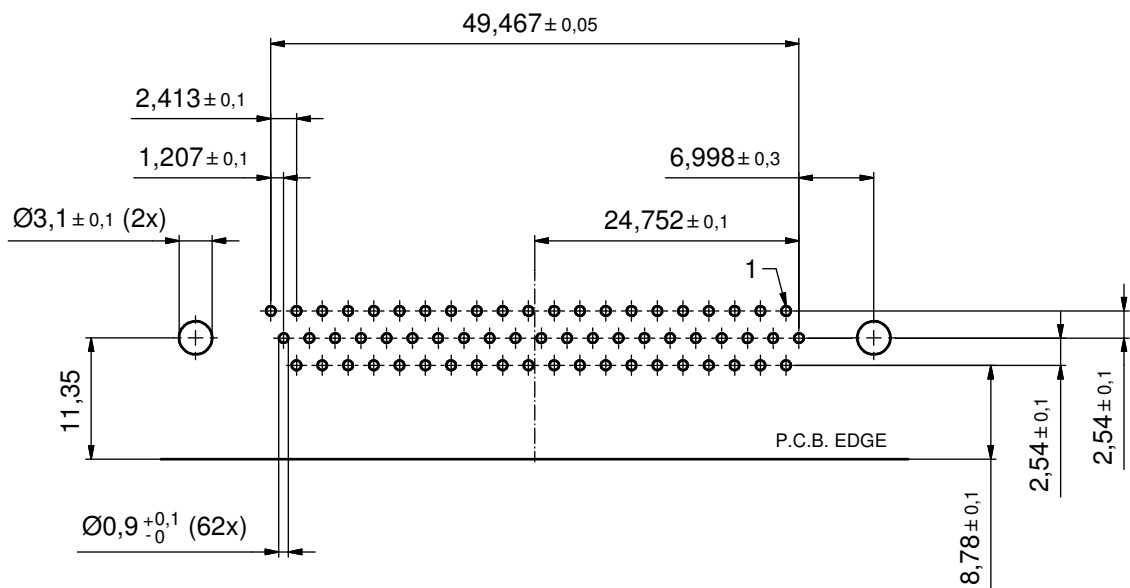


Directive 2002/95/EC RoHS compliant

THIS DRAWING MAY NOT BE COPIED OR REPRODUCED IN ANY WAY, AND MAY NOT BE PASSED ON TO A THIRD PARTY WITHOUT WRITTEN PERMISSION. OWNERSHIP AND COPYRIGHT OF CONEC GmbH DO NOT ALTER CAD DRAWING BY HAND				tolerance		scale:	2:1 (5:1)	
				ISO 2768-m		dim. in mm	material:	SEE NOTES
				date	name	title:		D-SUB HD FILTER FEMALE 90°
				drawn	15.04.02	Parei	62pos. 0.314inch	
				appd.	15.04.02	Mickenbecker	with threaded insert, metal bracket and clip	
				norm			dwg no:	
			d-old			24K1A243		
			2 x b	A4216	02.02.2012	K.H.	DIN-A3	
			a	Original			sh: 1	
			rev.	description	date	name	part no:	
							242A25810X	



P.C.B. HOLE DRILLINGS  
( P.C.B. TOP SIDE )



THIS DRAWING MAY NOT BE COPIED OR REPRODUCED IN ANY WAY, AND MAY NOT BE PASSED ON TO A THIRD PARTY WITHOUT WRITTEN PERMISSION. OWNERSHIP AND COPYRIGHT OF CONEC GmbH  DO NOT ALTER CAD DRAWING BY HAND					tolerance ISO 2768-m		scale: 2:1
					date	name	material: SEE SHEET 1
					drawn	15.04.02 Parei	title: <b>P.C.B. HOLE DRILLINGS</b> D-SUB HD FILTER FEMALE 90°, 62pos. thread insert, metal bracket, fixing-plate, ferrit bead
					appd.	15.04.02 Mickenbecker	
					norm		
				d-old		dwg no:	
2 x b	Ä4216	02.02.2012	K.H.	<b>CONEC</b> ®		24K1A243	DIN-A3
a	Original					sh: 2	
rev.	description	date	name			part no:	SEE SHEET 1