

170329-1 ✓ ACTIVE

[Positive Lock](#) | [Positive Lock 250](#)

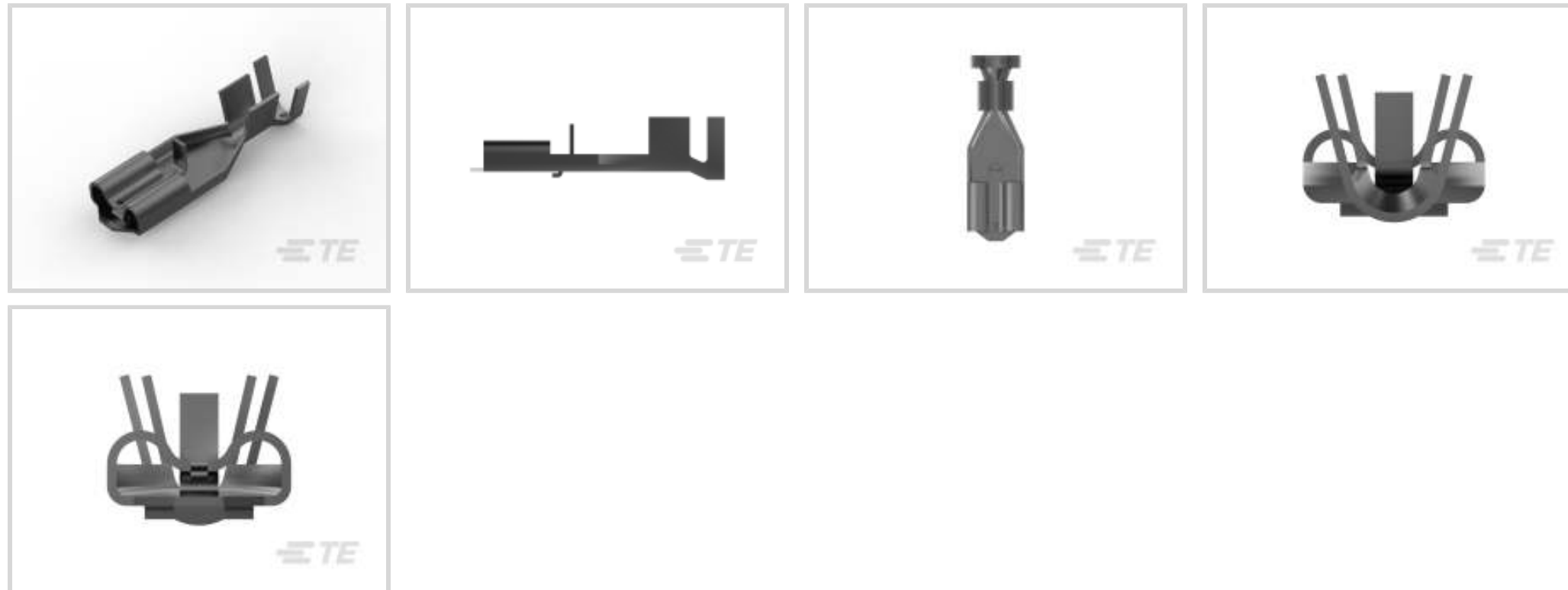
TE Internal #: 170329-1

Quick Disconnects, Receptacle, 15 – 10 AWG Wire Size, 1.65 – 5.26 mm² Wire Size, Mating Tab Width 6.35 mm [.25 in], Straight, Brass, Positive Lock 250

[View on TE.com >](#)



Terminals & Splices > Quick Disconnects



Quick Disconnect Terminal Type: **Receptacle**

Wire Size: 1.65 – 5.26 mm²

Mating Tab Width: 6.35 mm [.25 in]

Mating Tab Thickness: .81 mm [.032 in]

Features

Product Type Features

Insertion Force	Low
-----------------	-----

Configuration Features

Connection Capacity	Single
---------------------	--------

Compatible With Wire & Cable Type	Discrete Wire
-----------------------------------	---------------

Contact Features

Quick Disconnect Terminal Type	Receptacle
--------------------------------	------------

Mating Tab Width	6.35 mm [.25 in]
------------------	------------------

Mating Tab Thickness	.81 mm [.032 in]
----------------------	------------------

Terminal Orientation	Straight
----------------------	----------

Contact Base Material	Brass
-----------------------	-------

Terminal Plating Material	Pre-Tin
---------------------------	---------

Crimp Type	F-Crimp
------------	---------

Barrel Type	Open
-------------	------

Termination Features



Product Terminates To	Wire & Cable
-----------------------	--------------

Mechanical Attachment

Extraction Force	7 – 100 Newton
------------------	----------------

Wire Insulation Support	With
-------------------------	------

Mating Retention Type	Dimple
-----------------------	--------

Dimensions

Terminal Material Thickness	.41 mm[.016 in]
-----------------------------	-----------------

Product Length	25.8 mm[1.016 in]
----------------	-------------------

Compatible Insulation Diameter Range	3.81 – 5.08 mm[.15 – .2 in]
--------------------------------------	-----------------------------

Wire Size	1.65 – 5.26 mm ²
-----------	-----------------------------

Usage Conditions

Insulation Option	Uninsulated
-------------------	-------------

Operating Temperature Range	-40 – 125 °C[-40 – 257 °F]
-----------------------------	----------------------------

Industry Standards

Agency/Standard	UL
-----------------	----

Packaging Features

Packaging Quantity	3000
--------------------	------

Packaging Method	Strip/Reel
------------------	------------

Other

Terminals & Splices Comment	Air-feed Applicator should be used.
-----------------------------	-------------------------------------

Product Compliance

[For compliance documentation, visit the product page on TE.com>](#)

EU RoHS Directive 2011/65/EU	Compliant
------------------------------	-----------

EU ELV Directive 2000/53/EC	Compliant
-----------------------------	-----------

China RoHS 2 Directive MIIT Order No 32, 2016	No Restricted Materials Above Threshold
---	---

EU REACH Regulation (EC) No. 1907/2006	Current ECHA Candidate List: JUNE 2023 (235) Candidate List Declared Against: JAN 2023 (233) Does not contain REACH SVHC
--	--

Halogen Content	Low Halogen - Br, Cl, F, I < 900 ppm per homogenous material. Also BFR/CFR/PVC Free
-----------------	---













Solder Process Capability

Not applicable for solder process capability

Product Compliance Disclaimer

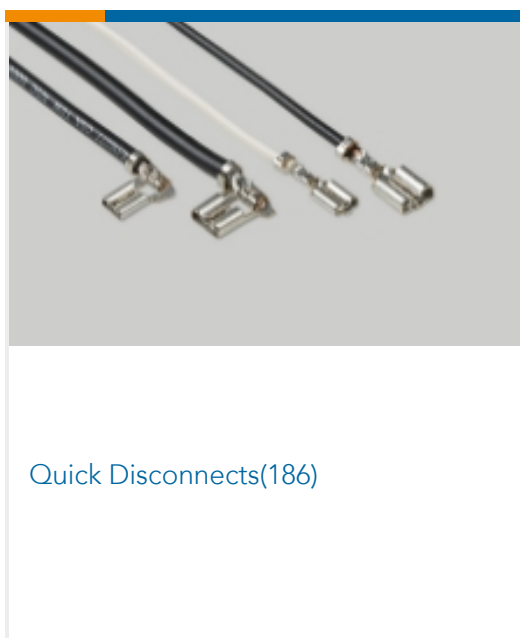
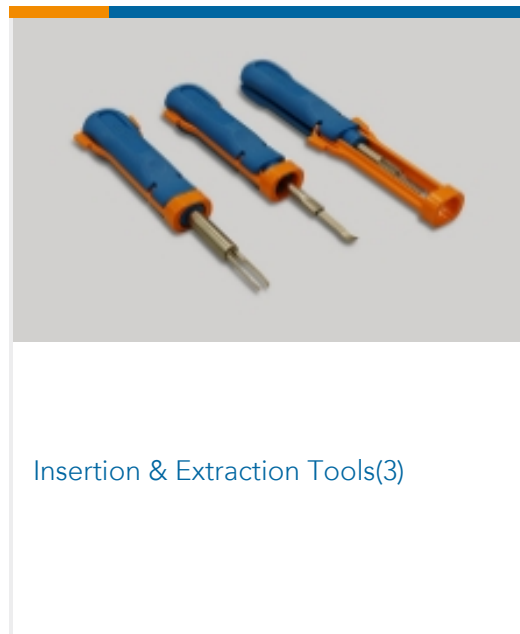
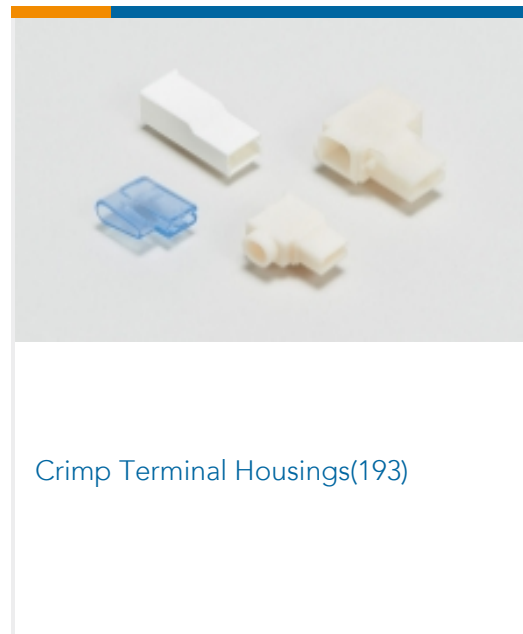
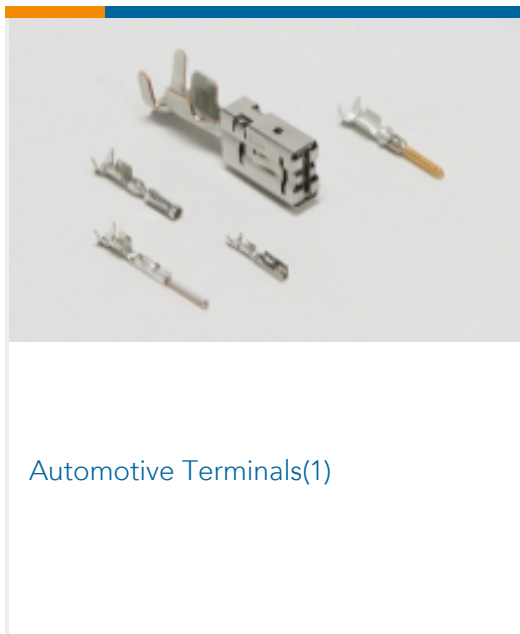
This information is provided based on reasonable inquiry of our suppliers and represents our current actual knowledge based on the information they provided. This information is subject to change. The part numbers that TE has identified as EU RoHS compliant have a maximum concentration of 0.1% by weight in homogenous materials for lead, hexavalent chromium, mercury, PBB, PBDE, DBP, BBP, DEHP, DIBP, and 0.01% for cadmium, or qualify for an exemption to these limits as defined in the Annexes of Directive 2011/65/EU (RoHS2). Finished electrical and electronic equipment products will be CE marked as required by Directive 2011/65/EU. Components may not be CE marked. Additionally, the part numbers that TE has identified as EU ELV compliant have a maximum concentration of 0.1% by weight in homogenous materials for lead, hexavalent chromium, and mercury, and 0.01% for cadmium, or qualify for an exemption to these limits as defined in the Annexes of Directive 2000/53/EC (ELV). Regarding the REACH Regulation, the information TE provides on SVHC in articles for this part number is based on the latest European Chemicals Agency (ECHA) 'Guidance on requirements for substances in articles' posted at this URL: <https://echa.europa.eu/guidance-documents/guidance-on-reach>

Compatible Parts

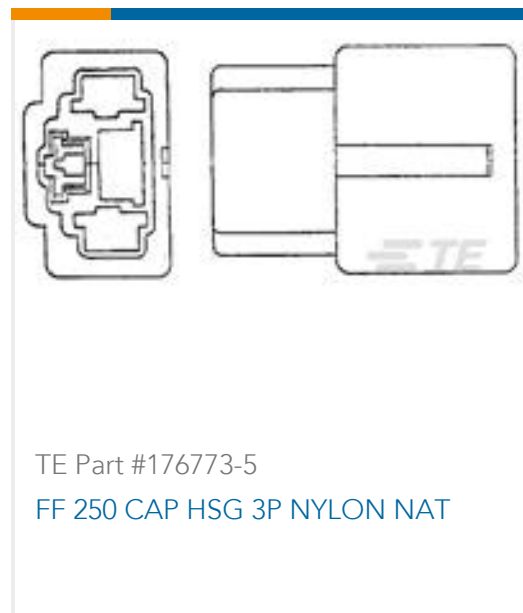
 <p>TE Part # 172076-6 POSITIVE LOCK 250 HOUSING RECEPTACLE</p>	 <p>TE Part # 172076-1 POSITIVE LOCK 250 HOUSING RECEPTACLE</p>	 <p>TE Part # 2-172076-1 250 HSG. PL MKII REC. NAT</p>	 <p>TE Part # 1897058-1 CONNECTOR .125/.250 SERIES</p>
 <p>TE Part # 1969864-1 2P, 250 SERIES, POSITIVE LOCK MARK II</p>	 <p>TE Part # 2-521229-1 PL EXII & FASTON 250 HSG 2P NAT</p>	 <p>TE Part # 724659-2 EXT TOOL FOR POSITIVE .250</p>	 <p>TE Part # 2-172076-6 PL 250 REC HSG 1P NYLON BLUE</p>
 <p>TE Part # 2-172076-7 POSITIVE LOCK 250 HOUSING RECEPTACLE</p>	 <p>TE Part # 172076-2 PL MKII 250 REC HSG 1P NYLON BLACK</p>	 <p>TE Part # 341299-2 PL 250 REC TERMINAL 20-15 AWG PTPB</p>	 <p>TE Part # 2-172076-2 POSITIVE LOCK 250 HOUSING RECEPTACLE</p>

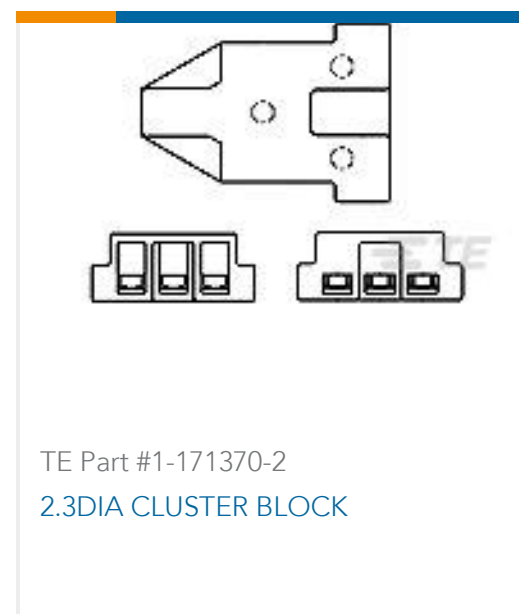
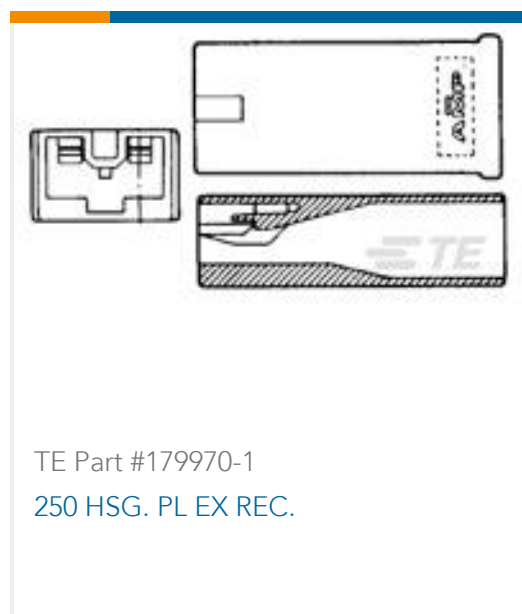


Also in the Series | Positive Lock 250



Customers Also Bought





Documents

Product Drawings

[250 PL MKII REC. 15-10AWG PTBR](#)

Japanese

CAD Files

[3D PDF](#)

3D

Customer View Model

[ENG_CVM_CVM_170329-1_W1.2d_dxf.zip](#)

English

Customer View Model

[ENG_CVM_CVM_170329-1_W1.3d_igs.zip](#)

English

Customer View Model

[ENG_CVM_CVM_170329-1_W1.3d_stp.zip](#)

English

By downloading the CAD file I accept and agree to the [Terms and Conditions](#) of use.

Datasheets & Catalog Pages

[Positive Lock Receptacles](#)

English

[POS_LOCK_MII_QRG](#)

English

Product Specifications

[Application Specification](#)

English

Product Environmental Compliance

[Product Compliance Document](#)

English

[Product Compliance Document](#)

English

Instruction Sheets

[Instruction Sheet \(non U.S.\)](#)



English

AMP* POSITIVE LOCK CONNECTOR

English

Agency Approvals

Agency Approval Document

English