
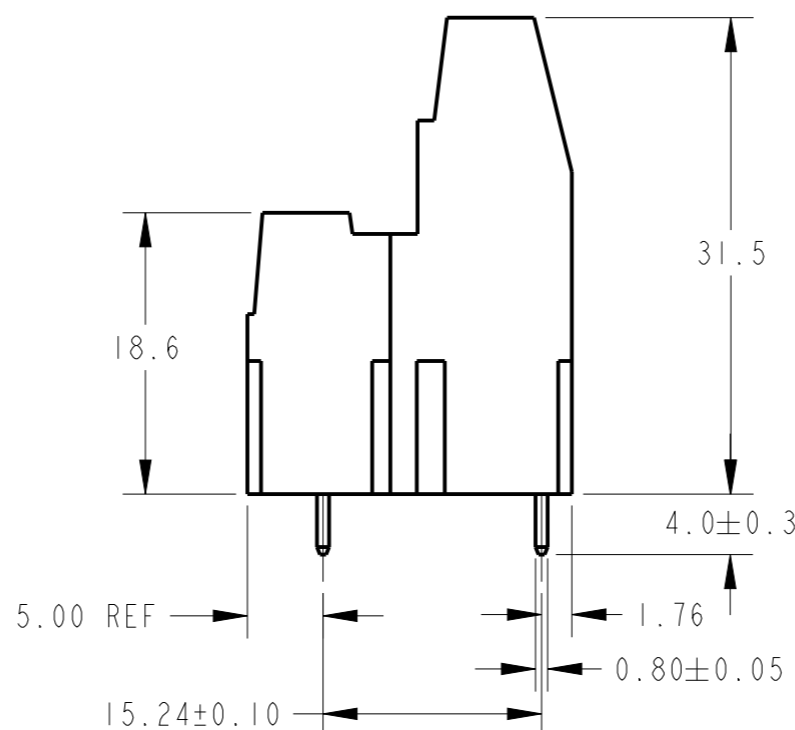
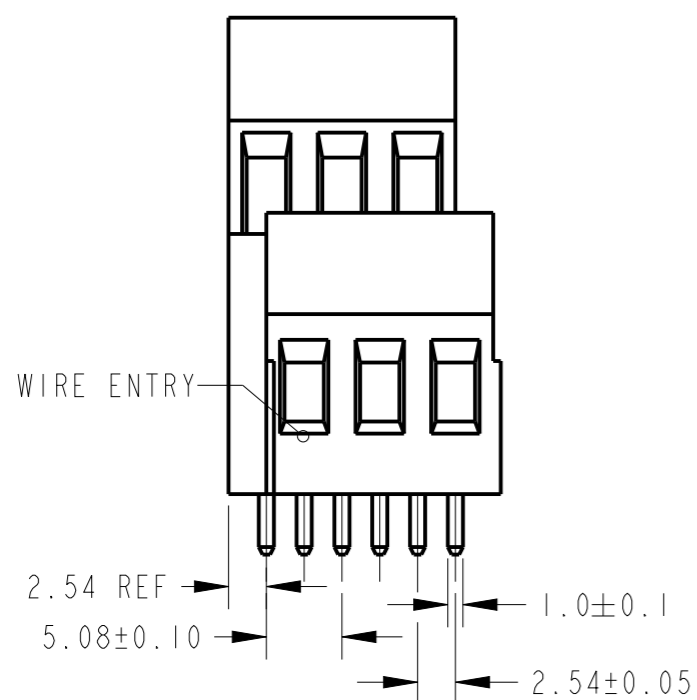
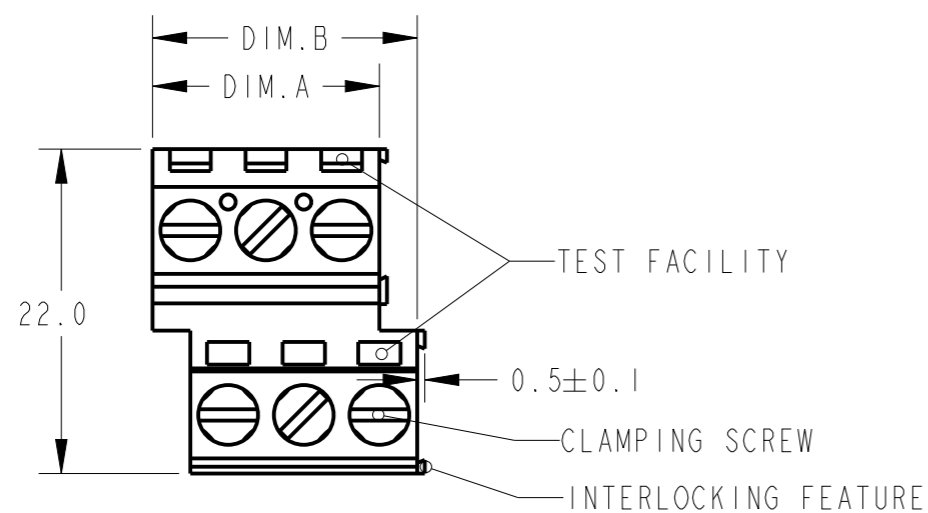
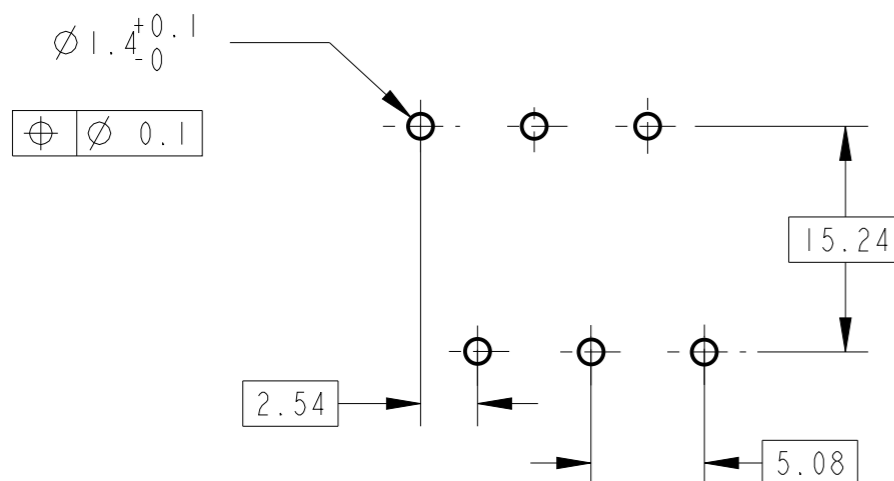


P	LTR	DESCRIPTION	DATE	DWN	APVD
D2	PN	282909-4 RELEASED FOR PRODUCTION	20SEP2018	RK	PS
D3		282909-5 PART OBSOLETE	30AUG2020	DV	PS



282909-3 AS SHOWN

RECOMMENDED PC BOARD LAYOUT



	SEE SHEET 2	63.50	60.96	12	282909-6
OBSOLETE	-	124.46	121.92	24	282909-5
	SEE SHEET 2	124.46	121.92	24	282909-4
	-	17.78	15.24	3	282909-3
	-	12.70	10.16	2	282909-2
STATUS	MARKING	DIM.B	DIM.A	NO POS.	PART NUMBER

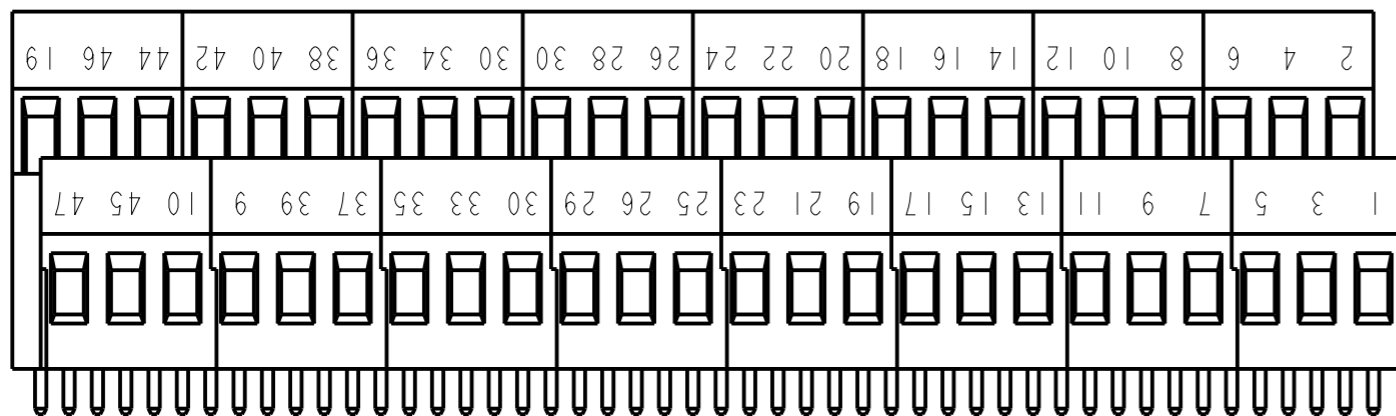
THIS DRAWING IS A CONTROLLED DOCUMENT.		DWN E. ZANOLINI 19DEC2001			
DIMENSIONS: mm		CHK D. BIEVENOUR 19DEC2001			
TOLERANCES UNLESS OTHERWISE SPECIFIED:		APVD D. BIEVENOUR 19DEC2001	NAME TERMINAL BLOCK, PCB MOUNT 1ST AND 2ND LEVEL STACKING W/ INTERLOCK, 5.08mm PITCH		
0 PLC ± 1 PLC ±0.3 2 PLC ±0.25 3 PLC ± 4 PLC ± ANGLES ±2°		PRODUCT SPEC 108-20166	SIZE A3		
MATERIAL SEE NOTES		APPLICATION SPEC 114-20079	CAGE CODE 00779	DRAWING NO C-282909	RESTRICTED TO
FINISH SEE NOTES		WEIGHT -	SCALE 2:1		
		CUSTOMER DRAWING	SHEET 1 OF 2		
			REV D3		

REVISIONS

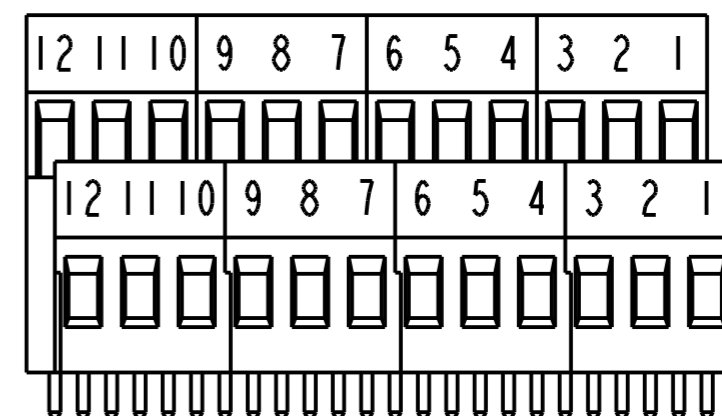
P	LTR	DESCRIPTION	DATE	DWN	APVD
-		SEE SHEET 1	-	-	-

- MATERIALS AND FINISH
HOUSING: PA 6-6, UL 94-V0, COLOR GREEN.
CLAMP: BRASS, NICKEL PLATED.
TERMINAL: BRASS, TIN PLATED.
CLAMPING SCREW: M3, BRASS, NICKEL PLATED.
- MECHANICAL
MIN. PC BOARD HOLES DIAMETER : 1.4 mm
MAX. PC BOARD THICKNESS : 2.4 mm
WIRE STRIPPING LENGTH : 5.0-6.0 mm
RECOMMENDED TIGHTENING TORQUE FOR SCREW : 0.5 Nm.
- ELECTRICAL
WIRE RANGE : 12-30 AWG
MAX. VOLTAGE : 300 V
MAX CURRENT : 24 A
CONTACT RESISTANCE : <15 m Ohm
INSULATION RESISTANCE : >1000 M Ohm (500V DC)
- END-TO-END STACKABLE W/INTERLOCK WITHOUT LOSS OF CENTERLINE SPACING.
- RECOGNIZED UNDER THE COMPONENT PROGRAM OF UNDERWRITERS LABORATORIES INC. FILE NO E60677.
- OPERATING TEMPERATURE RANGE: -40°C TO +110°C

- NOT CUMULATIVE TOLERANCE.
- INK MARKING, BLACK COLOR.
- PART NUMBER IS OBTAINED BY GLUING AND ASSEMBLYING TOGETHER (8) CONNECTORS P/N 282909-3



282909-4 AS SHOWN



282909-6 AS SHOWN

THIS DRAWING IS A CONTROLLED DOCUMENT.		DWN E. ZANOLINI 19DEC2001		
DIMENSIONS: mm		CHK D. BIEVENOUR 19DEC2001		
TOLERANCES UNLESS OTHERWISE SPECIFIED:		APVD D. BIEVENOUR 19DEC2001	NAME TERMINAL BLOCK, PCB MOUNT 1ST AND 2ND LEVEL STACKING W/ INTERLOCK, 5.08mm PITCH	
		PRODUCT SPEC 108-20166	RESTRICTED TO	
MATERIAL SEE NOTES		FINISH SEE NOTES	APPLICATION SPEC 114-20079	SIZE A3
		WEIGHT -	CAGE CODE 00779	DRAWING NO C-282909
		CUSTOMER DRAWING	SCALE 3:1	SHEET 2 OF 2
				REV D3