THIS DRAWING IS UNPUBLISHED. RELEASED FOR PUBLICATION -,- .
© COPYRIGHT - BY TYCO ELECTRONICS CORPORATION. ALL RIGHTS RESERVED.

LOC	DIST
CM	00

REVISIONS

P	LTR	DESCRIPTION	DATE	DWN	APVD
	B	REV PER ECO-07-003757	01MAR07	KW	DB

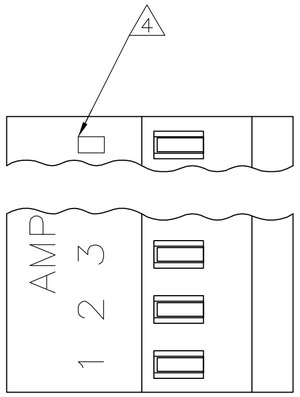

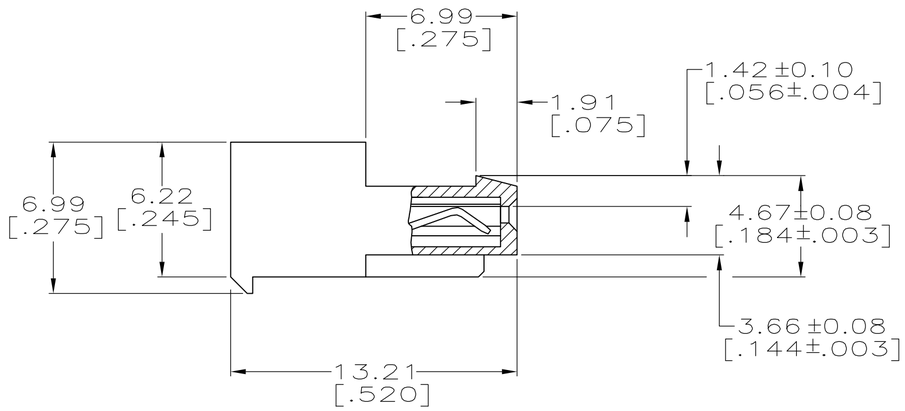

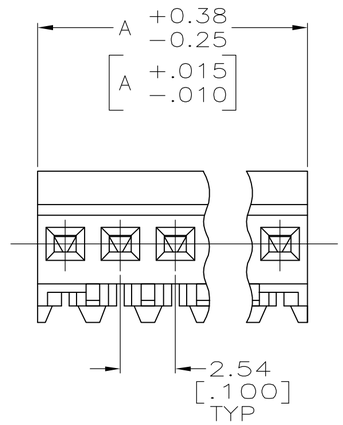

LEADFREE	DIM A	NO. OF CIRCUITS	PART NO.
YES	7.62 [.300]	3	644801-3

1. MATERIAL: CONNECTOR – NYLON UL94V-2 (ORANGE).
   CONTACTS – 0.30[.012] THICK COPPER ALLOY MATTE WHISKER MITIGATED TIN 0.00203[.000080] MIN THICKNESS OVER NICKEL UNDERPLATE.
2. CONTACTS ACCEPT 22 AWG WIRE WITH 1.52[.060] MAX INSULATION DIAMETER.
3. CONTACTS MUST ACCEPT 0.36-0.51[.014-.020] SQUARE OR ROUND POST AND REMAIN LOCKED IN POSITION.
4. IDENTIFICATION NUMBER FOR LAST CIRCUIT MAY NOT APPEAR ON ALL ASSEMBLIES.
5. DIMENSIONS IN BRACKETS ARE IN INCHES.
6. HOUSING FEATURES ARE: CLOSED END WITH LOCKING RAMP & LED CONTACT.

METRIC

THIS DRAWING IS A CONTROLLED DOCUMENT.

DIMENSIONS: mm [INCHES]

TOLERANCES UNLESS OTHERWISE SPECIFIED:
0 PLC ±
1 PLC ±
2 PLC ±
3 PLC ± 0.13 [.005]
4 PLC ±
ANGLES ±

MATERIAL 1
FINISH 1

DWN S. CARPENTER 19AUG2003
CHK D. BOSSI 19AUG2003
APVD D. BOSSI 19AUG2003
PRODUCT SPEC 108-1050
APPLICATION SPEC 114-1019
WEIGHT

tyco Electronics
Tyco Electronics Corporation
Harrisburg, PA 17105-3608

NAME MTA 100 CONNECTOR ASSEMBLY, 22 AWG,FOR .014 TO .020 POST, SPECIAL

SIZE	CAGE CODE	DRAWING NO	RESTRICTED TO
A2	00779	C-644801	—

CUSTOMER DRAWING | SCALE 5:1 | SHEET 1 OF 1 | REV B

644801