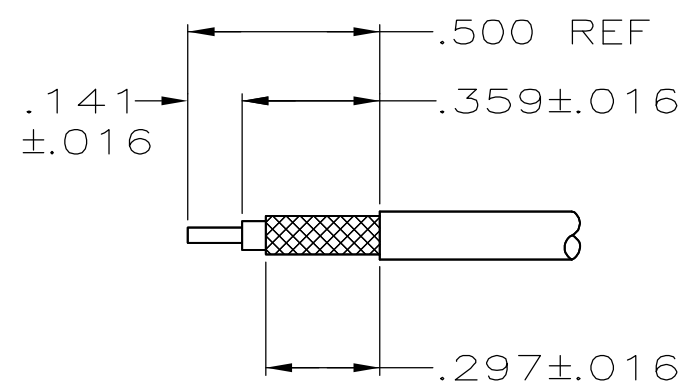
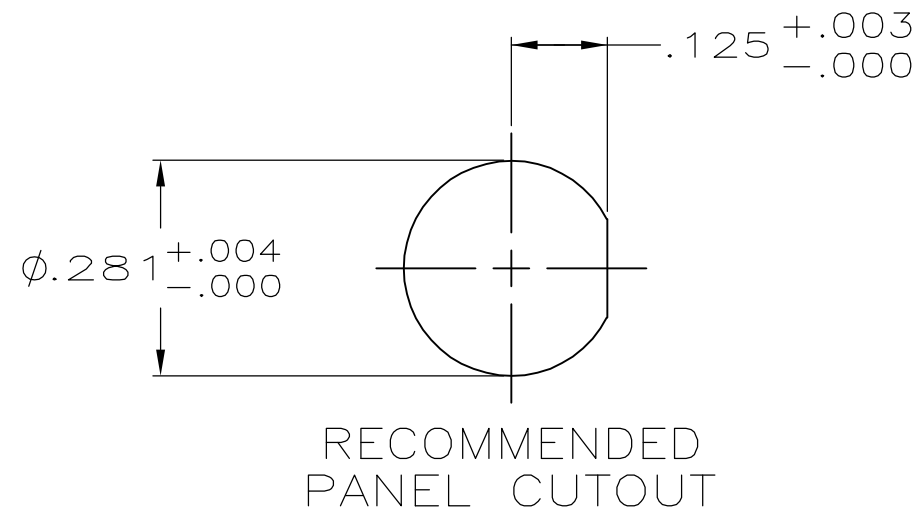
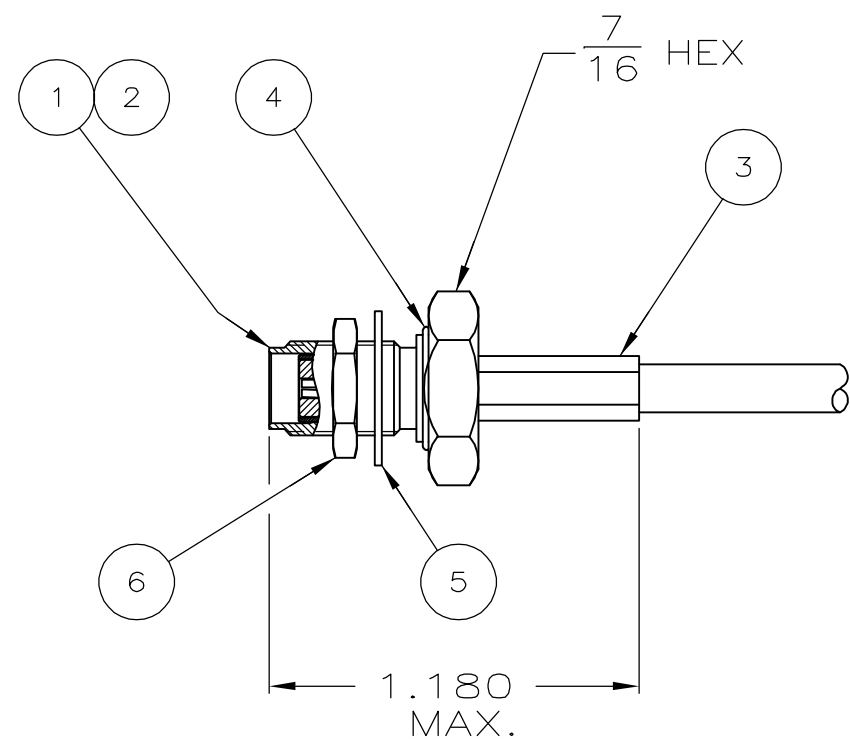


THIS DRAWING IS UNPUBLISHED. RELEASED FOR PUBLICATION
 © COPYRIGHT BY TYCO ELECTRONICS CORPORATION. ALL RIGHTS RESERVED.

LOC	DIST	REVISIONS			
P	LTR	DESCRIPTION	DATE	DWN	APVD
		0	REV PER EC-0S14-0496-04	31JAN2005	LV DC



RECOMMENDED STRIP LENGTH FOR CRIMPED CENTER CONTACT

- ⚠ CENTER CONTACT: CRIMPING TOOL M22520/2-01 POSITIONER, DMC K997 SELECTOR SETTING PER TABLE.
- ⚠ FERRULE: CRIMPING TOOL M22520/5-01 DIE NUMBER OR HEX SIZE PER TABLE.
- 3. PRODUCT IS DESIGNED TO MEET PRODUCT SPECIFICATION 108-1574.
- ⚠ BRIGHT NICKEL PLATE.
- 5. INSTRUCTION SHEET: 408-4032

RG-174, 188 A, 316	DIE M22520/5-35 B OR .128X.400 HEX	#4	⚠	BRASS	2-332004-0	1-22145-3	1-22130-6	9-446556-1	447842-3	447870-4	5447650-3
CABLE SIZE	⚠ DIE # OR HEX SIZE	⚠ SELECTOR SETTING	FINISH	MATERIAL	⑥ JAM NUT QTY=1	⑤ LOCK WASHER QTY=1	④ O-RING QTY=1	③ FERRULE QTY=1	② CONTACT QTY=1	① BULKHEAD JACK ASSY QTY=1	PART NUMBER
			SHELL								

THIS DRAWING IS A CONTROLLED DOCUMENT.		DWN L. VARELA - DOCK5 31JAN2005	Tyco Electronics Corporation Harrisburg, PA 17105-3608	
		CHK J. HAVENER 31JAN2005		
		APVD D. CAMELIO 31JAN2005	NAME	
DIMENSIONS: INCHES		TOLERANCES UNLESS OTHERWISE SPECIFIED:		PRODUCT SPEC
		0 PLC ± -	APPLICATION SPEC	
		1 PLC ± -	-	
MATERIAL		2 PLC ± -	WEIGHT	
-		3 PLC ± -	-	
		4 PLC ± -	SCALE	
		FINISH	NONE	
		ANGLES ± -	SHEET 1 OF 1	
			REV 0	
			CUSTOMER DRAWING	