


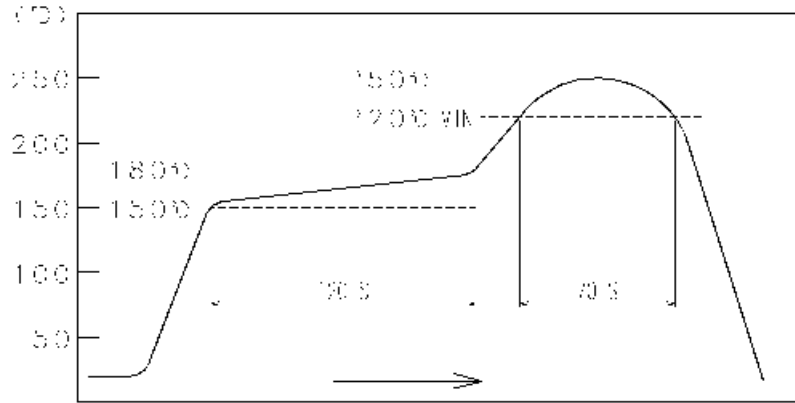


In case of consideration for using Automotive equipment / device which demand high reliability, kindly contact our sales window correspondents.  
 Jun.1.2023 Copyright 2023 HIROSE ELECTRIC CO., LTD. All Rights Reserved.

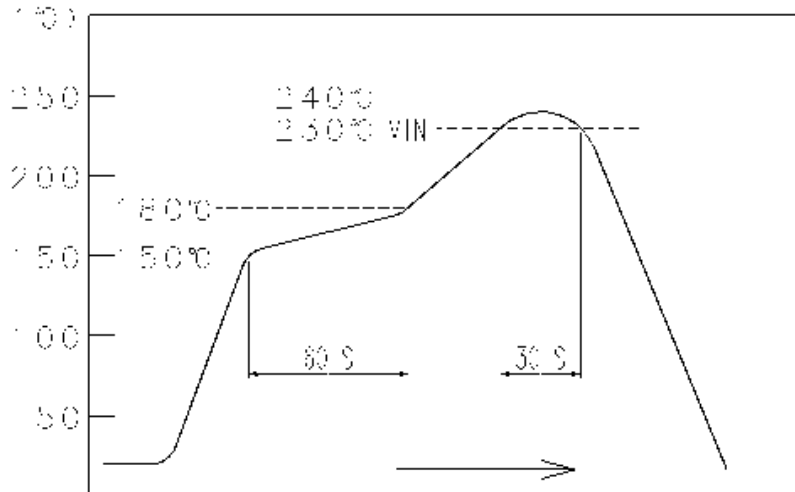
APPLICABLE STANDARD		USB3.0 SPECIFICATION AND MICRO-USB CABLE AND CONNECTORS SPECIFICATION.				
RATING	OPERATING TEMPERATURE RANGE	-30°C TO +85°C		STORAGE TEMPERATURE RANGE	-30°C TO +60°C	
	VOLTAGE	30V AC		OPERATING HUMIDITY RANGE	- % TO - %	
	CURRENT	SIGNAL ONLY	1 A / pin		APPLICABLE CABLE	OUTER DIAMETER OF CABLE : $\phi$ 3.3
POWER APPLY		1.8 A / pin(PIN No.1, No.5)				
			0.5 A / pin(PIN No.2-No.4)			
SPECIFICATIONS						
ITEM	TEST METHOD			REQUIREMENTS	QT	AT
CONSTRUCTION						
GENERAL EXAMINATION	VISUALLY AND BY MEASURING INSTRUMENT.			ACCORDING TO DRAWING.	X	X
MARKING	CONFIRMED VISUALLY.				X	X
ELECTRICAL CHARACTERISTICS						
CONTACT RESISTANCE	100 mA (DC OR 1000 Hz).			30 m $\Omega$ MAX.	X	X
INSULATION RESISTANCE	500 V DC.			1000 M $\Omega$ MIN.	X	X
VOLTAGE PROOF	100 V AC FOR 1 min.			NO FLASHOVER OR BREAKDOWN.	X	X
CAPACITANCE	MEASURE ADJACENT TWO CONTACTS AT 1000 $\pm$ 10 Hz AC VOLTAGE.			2 pF MAX.	X	-
MECHANICAL CHARACTERISTICS						
INSERTION AND WITHDRAWAL FORCES	A MAXIMUM RATE OF 12.5 mm/min MEASURED BY APPLICABLE CONNECTOR.			INSERTION FORCE 35 N MAX. WITHDRAWAL FORCE 10 N MIN.(INITIAL)	X	-
MECHANICAL OPERATION	10000 TIMES INSERTIONS AND EXTRACTIONS. MATING SPEED - MECHANICALLY OPERATED : 500 CYCLES / h. or - MANUALLY OPERATED : 200 CYCLES / h.			1) CONTACT RESISTANCE: NO INCREASE OF MORE THAN 10 m $\Omega$ FROM INITIAL VALUE. 2) INSERTION FORCE 35 N MAX. WITHDRAWAL FORCE 8 N MIN 3) NO DAMAGE, CRACK AND LOOSENESS OF PARTS.	X	-
VIBRATION	FREQUENCY 10 TO 55 Hz SINGLE AMPLITUDE 0.75 mm, AT 2h FOR 3 AXIAL DIRECTIONS, TOTAL 6h.			1) NO ELECTRICAL DISCONTINUITY OF 1 $\mu$ s. 2) NO DAMAGE, CRACK AND LOOSENESS OF PARTS.	X	-
RANDOM VIBRATION	FREQUENCY 50 TO 2000 Hz AT 15 min FOR 3 AXIAL DIRECTIONS.				X	-
SHOCK	490 m/s <sup>2</sup> DIRECTIONS OF PULSE 11 ms AT 3 TIMES FOR 6 DIRECTIONS, TOTAL 18 TIMES.				X	-
ENVIRONMENTAL CHARACTERISTICS						
THERMAL SHOCK	TEMP -55 $\rightarrow$ +15 TO +35 $\rightarrow$ +85 $\rightarrow$ +15 TO + 35 $\circ$ C TIME 30 $\rightarrow$ 2 TO 3 $\rightarrow$ 30 $\rightarrow$ 2 TO 3 min. UNDER 10 CYCLES. (MATING APPLICABLE CONNECTOR)			1) CONTACT RESISTANCE: 70 m $\Omega$ MAX. 2) INSULATION RESISTANCE: 100 M $\Omega$ MIN. 3) NO DAMAGE, CRACK AND LOOSENESS OF PARTS.	X	-
HUMIDITY LIFE	TEMPERATURE -10 $\sim$ 65 $\circ$ C, HUMIDITY 90 TO 98 %, UNDER 7 CYCLES (168 h) (MATING APPLICABLE CONNECTOR)			NO DAMAGE, CRACK AND LOOSENESS OF PARTS.	X	-
DRY HEAT	EXPOSED AT 85 $\pm$ 2 $\circ$ C, 96 h. (MATING APPLICABLE CONNECTOR)			NO DAMAGE, CRACK AND LOOSENESS OF PARTS.	X	-
COLD	EXPOSED AT -40 $\pm$ 2 $\circ$ C, 96 h. (MATING APPLICABLE CONNECTOR)			NO DAMAGE, CRACK AND LOOSENESS OF PARTS.	X	-
CORROSION SALT MIST	EXPOSED IN 5 % SALT WATER, 35 $\circ$ C, FOR 48h. (LEFT UNDER UNMATED CONDITION)			NO HEAVY CORROSION.	X	-
SOLDERABILITY	SOLDERING POINT IMMERSED IN SOLDER BATH OF 255 $\pm$ 5 $\circ$ C, 5 sec. (USING TYPE R FRAX)			SOLDER SHALL COVER MINIMUM OF 95 % OF THE SURFACE BEING IMMERSED.	X	-
RESISTANCE TO SOLDERING HEAT	A PROFILE IS SHOWN IN FIG-1, UNDER 2 CYCLES.			NO DEFORMATION OR SIGNIFICANT LOOSENESS OF CONTACTS.	X	-
	COUNT	DESCRIPTION OF REVISIONS	DESIGNED	CHECKED	DATE	
						
REMARK	HIROSE will not guarantee the performance on these specifications in case this product will be mated with the others which is not HIROSE's. Unless otherwise specified, refer to IEC 60512.			APPROVED	NM. NISHIMATSU	15. 10. 27
				CHECKED	KN. ICHIKAWA	15. 10. 27
				DESIGNED	TS. ITO	15. 10. 27
				DRAWN	AK. AKIYAMA	15. 10. 27
Note	QT:Qualification Test AT:Assurance Test X:Applicable Test		DRAWING NO.	ELC-127029-30-00		
	SPECIFICATION SHEET		PART NO.	ZX360-B-10S-UNIT (30)		
	HIROSE ELECTRIC CO., LTD.		CODE NO.	CL242-0501-4-30		1/2

# SPECIFICATIONS



**FIG - 1 RESISTANCE TO SOLDERING HEAT  
(TEMPERATURE AT TOP SURFACE OF CONNECTOR)**

RECOMMENDED PROFILE REFERS TO FIG - 2.  
(TEMPERATURE AT SMT LEADS)



**FIG - 2 RECOMMENDED REFLOW PROFILE TEMPERATURE**

Note QT:Qualification Test AT:Assurance Test X:Applicable Test

DRAWING NO.

ELC-127029-30-00



SPECIFICATION SHEET

PART NO.

ZX360-B-10S-UNIT (30)

HIROSE ELECTRIC CO., LTD.

CODE NO

CL242-0501-4-30



2/2