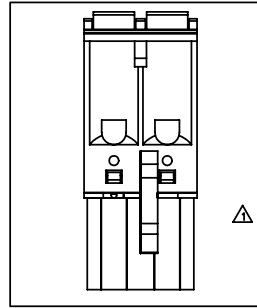
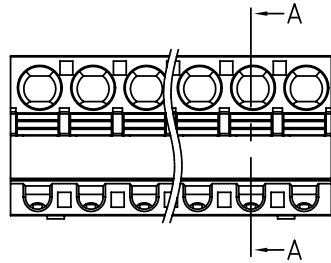


SIGN	DATE	DESCRIPTION	APPROVER
△	04/06'10	Add the 2P mark & Wire strip length is changed	RUNNER
<i>THIS IS CAD DRAWING, DO NOT REVISE MANUALLY!!!</i>			



2P mark

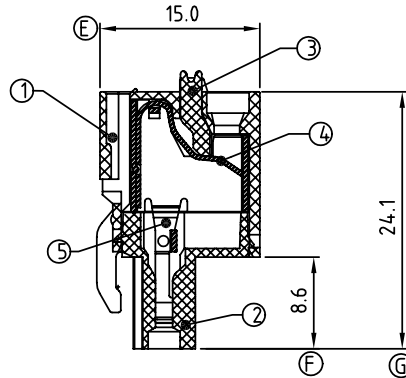
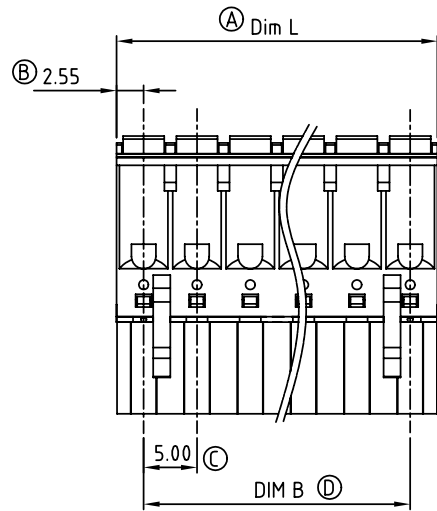
Material

- Ltem 1 Insulating top body Thermoplastic (UL94V-0)
- Ltem 2 Insulating down body Thermoplastic (UL94V-0)
- Ltem 3 Insulating lever Thermoplastic (UL94V-0)
- Ltem 4 Wire guard Stainless Steel
- Ltem 5 Contacts PIN PhBz (CuSn) Tin plated

Electrical

cULus

- Voltage rating: 300V
- Current rating: 10A
- Solid wire(AWG): 12-26
- Stranded wire(AWG): 12-26
- △ ● Wire strip length: 9-10mm
- Withstanding Voltage: 1.6KV
- Operating temperature: -40°C to +115°C



SECTION A-A

HW xx 70 x 1 xxxx G

02 2 CONTACTS	0 Black	0000 Standard @ Logo	RoHS
03 3 CONTACTS	5 Green	000A Standard ANY Logo	Pb<4,000ppm
... ..	6 Blue	Any special item by customer request, please contact sales department.	
24 24 CONTACTS	8 Grey		

Poles	02	03	04	05	06	07	08	09	10	11	12	13
Dim L	10.10	15.10	20.10	25.10	30.10	35.10	40.10	45.10	50.10	55.10	60.10	65.10
Dim B	5.00	10.00	15.00	20.00	25.00	30.00	35.00	40.00	45.00	50.00	55.00	60.00
TOL	±0.15					±0.20					±0.25	
Poles	14	15	16	17	18	19	20	21	22	23	24	
Dim L	70.10	75.10	80.10	85.10	90.10	95.10	100.10	105.10	110.10	115.10	120.10	
Dim B	65.00	70.00	75.00	80.00	85.00	90.00	95.00	100.0	105.0	110.0	115.0	
TOL	±0.25					±0.30						

ANYTEK				CUSTOMER COPY			
ALL RIGHTS RESERVED. REPRODUCTION OR ISSUE TO THIRD PARTIES IN ANY FORM WHATSOEVER IS NOT PERMITTED WITHOUT WRITTEN AUTHORITY FROM THE PROPRIETOR. PROPERTY OF ANYTEK TECHNOLOGY CO., LTD							
TITLE		HW 5.0 Series W/O flange(Contact on up side)					
PART NO.		HWxx70x1xxxxG			DWG NO.		8HW0701
APPROVED		CHECKED	DESIGNED	DRAWN	CUST NO.		Tolerance
							X. ±0.50
							X.X ±0.30
							X.XX ±0.10
							X° ±1°
		Runner 2010.04.06	Runner 2010.04.06			UNIT: mm	
				SHEET: 01/01		SCALE: NONE	
						REV.: C	