

## PCB terminal block - SMKDSP 1,5/ 2 KMGY - 1986848

Please be informed that the data shown in this PDF Document is generated from our Online Catalog. Please find the complete data in the user's documentation. Our General Terms of Use for Downloads are valid (<http://phoenixcontact.com/download>)

PCB terminal block, Nominal current: 17.5 A, Nom. voltage: 400 V, Pitch: 5 mm, Number of positions: 2, Connection method: Screw connection, Mounting: Soldering, Conductor/PCB connection direction: 35 °, Color: light gray

### Key commercial data

Packing unit	1 pc
Minimum order quantity	50 pc
Weight per Piece (excluding packing)	3.2 GRM
Custom tariff number	85369010
Country of origin	Germany

### Technical data

#### Dimensions

Length	13.4 mm
Pitch	5 mm
Dimension a	5 mm
Pin dimensions	0,9 x 0,9 mm
Hole diameter	1.3 mm

#### General

Range of articles	SMKDSP 1,5
Insulating material group	I
Rated surge voltage (III/3)	4 kV
Rated surge voltage (III/2)	4 kV
Rated surge voltage (II/2)	4 kV
Rated voltage (III/3)	250 V
Rated voltage (III/2)	400 V
Rated voltage (II/2)	630 V
Connection in acc. with standard	EN-VDE
Nominal current $I_N$	17.5 A
Nominal cross section	1.5 mm <sup>2</sup>
Maximum load current	22 A
Insulating material	PA
Solder pin surface	Sn
Inflammability class according to UL 94	V0

# PCB terminal block - SMKDSP 1,5/ 2 KMGY - 1986848

## Technical data

### General

Internal cylindrical gage	A 1
Stripping length	7 mm
Number of positions	2
Screw thread	M3
Tightening torque, min	0.5 Nm
Tightening torque max	0.6 Nm

### Connection data

Conductor cross section AWG/kcmil min.	26
Conductor cross section AWG/kcmil max	14
2 conductors with same cross section, solid min.	0.14 mm <sup>2</sup>
2 conductors with same cross section, solid max.	1 mm <sup>2</sup>
2 conductors with same cross section, stranded min.	0.14 mm <sup>2</sup>
2 conductors with same cross section, stranded max.	0.75 mm <sup>2</sup>
2 conductors with same cross section, stranded, ferrules without plastic sleeve, min.	0.25 mm <sup>2</sup>
2 conductors with same cross section, stranded, ferrules without plastic sleeve, max.	0.5 mm <sup>2</sup>
2 conductors with same cross section, stranded, TWIN ferrules with plastic sleeve, min.	0.5 mm <sup>2</sup>
2 conductors with same cross section, stranded, TWIN ferrules with plastic sleeve, max.	1 mm <sup>2</sup>
Minimum AWG according to UL/CUL	30
Maximum AWG according to UL/CUL	14

## Classifications

### eCl@ss

eCl@ss 4.0	27141109
eCl@ss 4.1	27141109
eCl@ss 5.0	27141190
eCl@ss 5.1	27141190
eCl@ss 6.0	27261101
eCl@ss 7.0	27440401
eCl@ss 8.0	27440401

### ETIM

ETIM 3.0	EC001121
ETIM 4.0	EC002643

# PCB terminal block - SMKDSP 1,5/ 2 KMGY - 1986848

## Classifications

### ETIM

ETIM 5.0	EC002643
----------	----------

### UNSPSC

UNSPSC 6.01	30211801
UNSPSC 7.0901	39121432
UNSPSC 11	39121432
UNSPSC 12.01	39121432
UNSPSC 13.2	39121432

## Approvals

### Approvals


#### Approvals


CSA / UL Recognized / SEV / cUL Recognized / GOST / CCA / IECCEB Scheme / GOST / SEV / cULus Recognized

#### Ex Approvals

#### Approvals submitted

## Approval details

CSA 		
	B	D
mm <sup>2</sup> /AWG/kcmil	28-14	28-14
Nominal current I <sub>N</sub>	10 A	10 A
Nominal voltage U <sub>N</sub>	300 V	300 V


UL Recognized 		
	B	D
mm <sup>2</sup> /AWG/kcmil	30-14	30-14
Nominal current I <sub>N</sub>	15 A	10 A

## PCB terminal block - SMKDSP 1,5/ 2 KMGY - 1986848

### Approvals


	B	D
Nominal voltage UN	250 V	300 V

SEV	
mm <sup>2</sup> /AWG/kcmil	2.5
Nominal current I <sub>N</sub>	22 A
Nominal voltage UN	250 V

cUL Recognized 		
	B	D
mm <sup>2</sup> /AWG/kcmil	30-14	30-14
Nominal current I <sub>N</sub>	15 A	10 A
Nominal voltage UN	250 V	300 V

GOST 	

CCA	

IECEE CB Scheme 	

GOST 	

SEV	
mm <sup>2</sup> /AWG/kcmil	2.5
Nominal current I <sub>N</sub>	22 A
Nominal voltage UN	250 V

## PCB terminal block - SMKDSP 1,5/ 2 KMGY - 1986848

### Approvals

