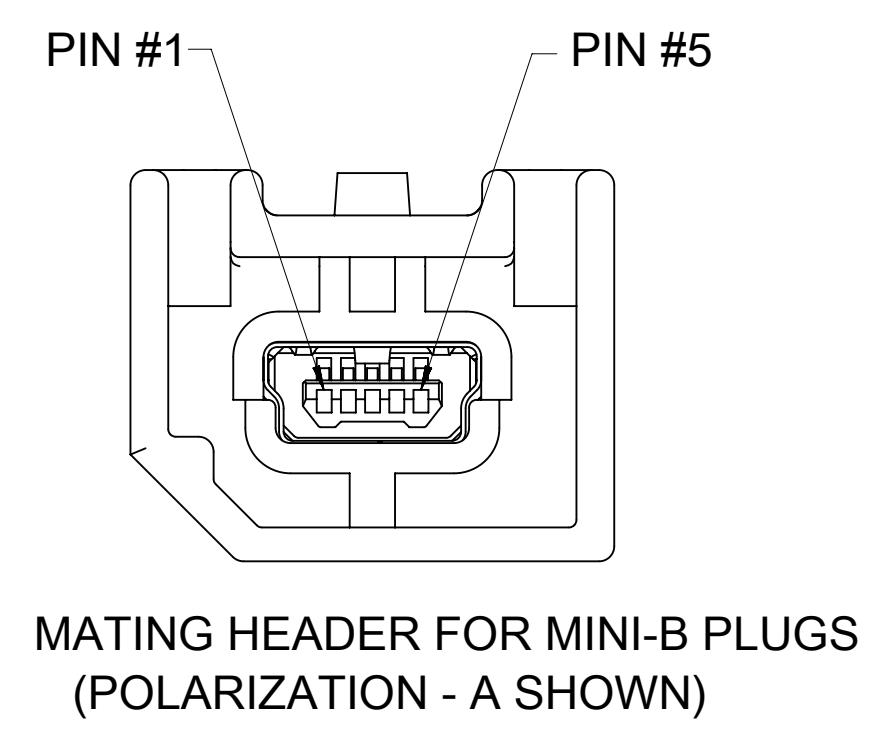
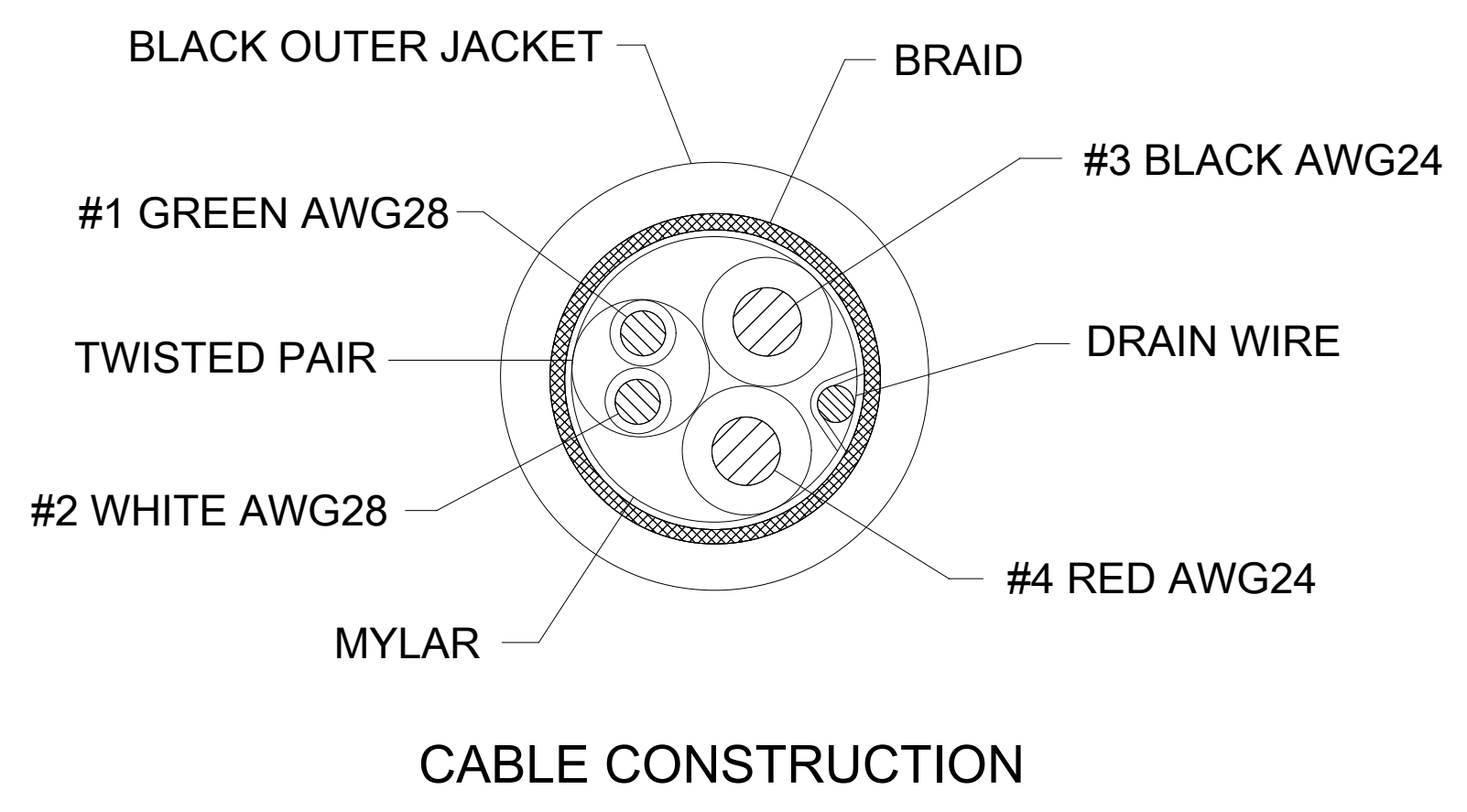
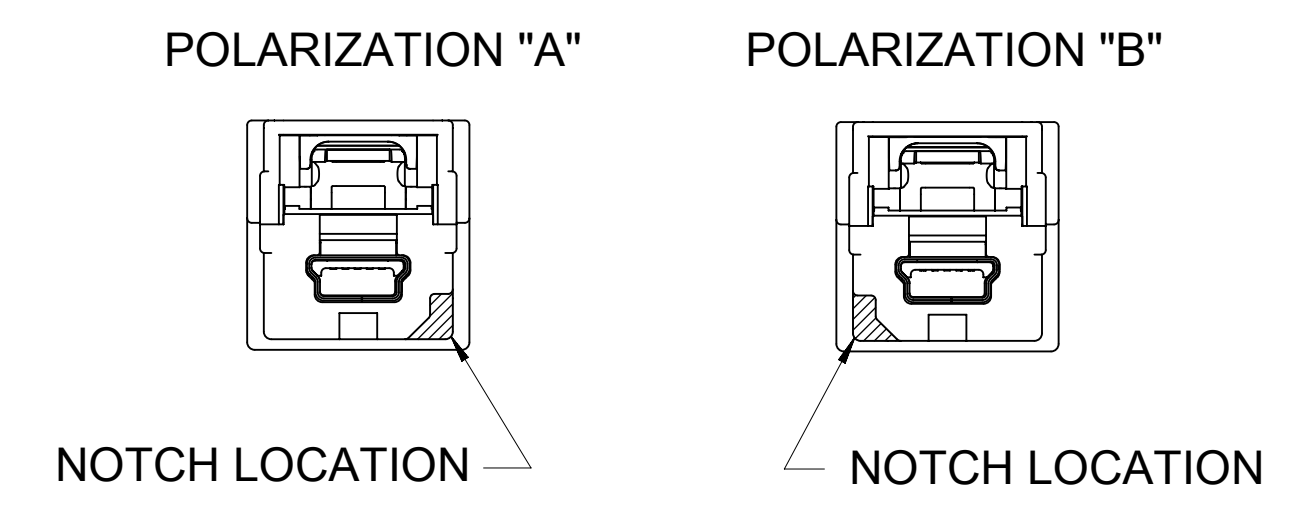


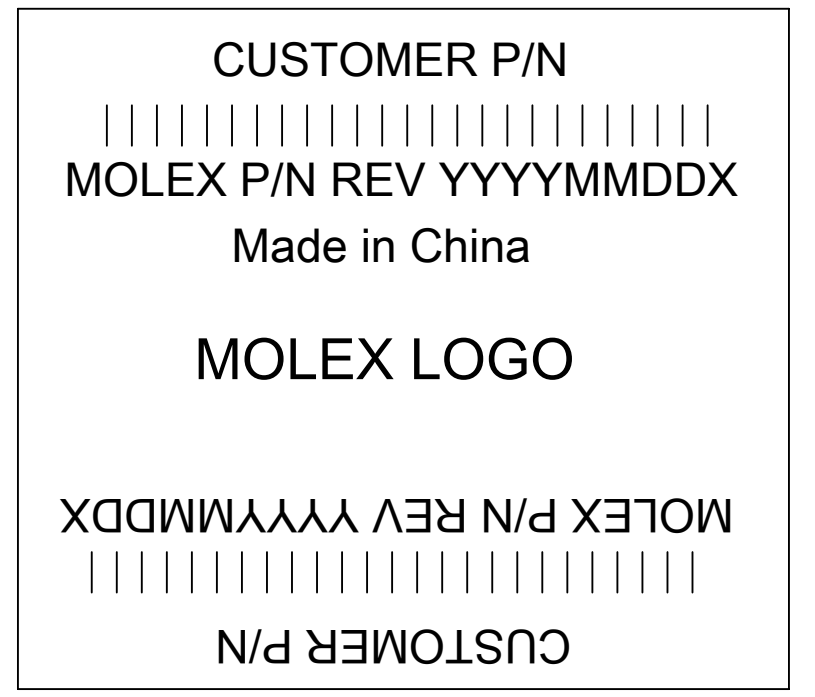
WIRING DIAGRAM

| SIGNAL NAME | CONTACT # | MINI-B PLUG (HOST) | STD-A RECEPTACLE (TARGET) | CONTACT # | SIGNAL NAME |
|-------------|-----------|----------------------------|---------------------------|-----------|-------------|
| | | WIRE COLORS | WIRE COLORS | | |
| VBUS | 1 | RED | RED | 1 | VBUS |
| D- | 2 | WHITE | WHITE | 2 | D- |
| D+ | 3 | GREEN | GREEN | 3 | D+ |
| NO CONNECT | 4 | NO CONNECT | N/A | | N/A |
| GND | 5 | BLACK | BLACK | 4 | GND |
| CABLE BRAID | SHELL | BRAID TO SHELL TERMINATION | | SHELL | CABLE BRAID |

MINI-B PLUG SUB-ASSY POLARIZATION OPTIONS



| MOLEX MATERIAL NO. | MINI-B PLUG POLARIZATION | DIM "A" (mm) | DIM "B" (mm) |
|--------------------|--------------------------|--------------|--------------|
| 111015-0101 | B | 500±10 | 200 |
| 111015-0200 | A | 1000±10 | 200 |
| 111015-0201 | B | 1000±10 | 200 |
| 111015-0300 | A | 1500±10 | 200 |
| 111015-0301 | B | 1500±10 | 200 |
| 111015-0102 | A | 300±10 | 25 |
| 111015-1301 | B | 2000±10 | 200 |
| 111015-1307 | A | 4000±15 | 200 |



LABEL FORMAT
 LAST LETTER OF DATE CODE "X":
 'D'= DAY SHIFT, 'N'= NIGHT SHIFT
 BAR CODE = MOLEX MATERIAL NUMBER
 KEEP CUSTOMER P/N IN BLANK IF NOT AVAILABLE

NOTES:

- PART MUST CONFORM TO THE ELECTRICAL CONNECTION SYSTEM DESIGN SPECIFICATION (SDS) VER 13, DATED 06-APR-06; TEMP CLASS "-40~85°C".
- PART MUST CONFORM TO THE LATEST LEVEL OF SAE/USCAR-30 & USB 2.0.
- ALL PLASTIC PARTS MUST HAVE MATERIAL IDENTIFICATION SYMBOLS CLEARLY MARKED, WHEREVER PACKAGE SIZE PERMITS.
- GENERAL TOLERANCES: ±0.25 ALL ONE PLACE DIMENSIONS, ±0.15 ALL TWO PLACE DIMENSIONS, AND ±0.5° ALL ANGULAR DIMENSIONS.
- 0.3mm MAXIMUM RADIUS PERMISSIBLE ON EDGES AND FILLETS SHOWN AS SHARP FOR PLASTIC PARTS.
- PARTS ARE TO BE FREE OF SCRATCHES, DISCOLORATION, SALT RESIDUE OR OTHER IMPERFECTIONS THAT MAY AFFECT FUNCTION OR FIT OF PART.
- IDENTIFICATION LABEL MUST DISPLAY CUSTOMER PART NUMBER IF REQUIRED, SUPPLIER PART NUMBER, DATE CODE (YYYYMMDD), REVISION AND LOGO.
- MATING CONNECTORS: MINI-B INLINE 111005 SERIES.
- LEAD FREE, NO RoHS EXEMPTIONS.
- FINISHES: TERMINAL: SELECTIVE GOLD (Au) IN THE CONTACT AREA; THICKNESS = 0.75 MICROMETER (30 MICROINCH) MINIMUM OVER NICKEL (Ni) OVERALL; THICKNESS = 1.25 MICROMETER (50 MICROINCH) MINIMUM.

| | | | | | |
|--|---|-------------------------------------|----------------------------------|----------------------------|--|
| FUNCTIONAL DIMENSION SYMBOLS FA = 0 FC = 0 FP = 0 | THIS DRAWING CONTAINS INFORMATION THAT IS PROPRIETARY TO MOLEX ELECTRONIC TECHNOLOGIES, LLC AND SHOULD NOT BE USED WITHOUT WRITTEN PERMISSION | | CURRENT REV DESC: SEE REV, TABLE | | |
| | DIMENSION UNITS MM | SCALE 2:1 | | | |
| DIVISIONAL SYMBOLS | GENERAL TOLERANCES (UNLESS SPECIFIED) | | EC NO: 710936 | | USB CABLE ASSEMBLY MINI-B PLUG TO SHROUDED STD-A RECEPT |
| | 4 PLACES ± | ± | DRWN: GKUNCHOORU 2022/06/08 | | |
| | 3 PLACES ± | ± | CHK'D: SS94 2022/06/20 | | PRODUCT CUSTOMER DRAWING |
| | 2 PLACES ± | 0.13 ± | APPR: TSWAROOPNUNE 2022/06/21 | | |
| | 1 PLACE ± | 0.25 ± | INITIAL REVISION: | | DOCUMENT NUMBER SD-111015-006 |
| | 0 PLACES ± | ± | DRWN: DRAWN BY 0099/99/99 | | |
| | ANGULAR TOL ± | 3.0 ° | APPR: APPR BY 0099/99/99 | | DOC TYPE PSD |
| DRAFT WHERE APPLICABLE MUST REMAIN WITHIN DIMENSIONS | | THIRD ANGLE PROJECTION | DRAWING D-SIZE | SERIES 111015 | DOC PART 001 |
| | | | MATERIAL NUMBER SEE CHART | CUSTOMER GENERAL MARKET | REVISION G |
| DOCUMENT STATUS P1 | | RELEASE DATE 2022/06/21 05:42:17 | | | SHEET NUMBER 1 OF 2 |

| DATE | REV. LEVEL | DESCRIPTION |
|------------|------------|--|
| 2021/08/11 | H | 1.ADDED MOLEX PN:1110151301 WITH LENGTH DIM-A 2000MM & DIM-B 200 LABEL DISTANCE FROM END 2 CONNECTOR. 2.ADDED BOTH CONNECTOR DIMENSIONS 3.ADDED REV.HISTORY TABLE IN SHEET 2 |
| 2022/06/08 | G | 1.ADDED MOLEX PN:111015-1307 WITH 4000MM LENGTH. |

| | | | |
|--------------------|---|------------------------|---|
| FUNCTIONAL SYMBOLS | THIS DRAWING CONTAINS INFORMATION THAT IS PROPRIETARY TO MOLEX ELECTRONIC TECHNOLOGIES, LLC AND SHOULD NOT BE USED WITHOUT WRITTEN PERMISSION | | |
| | DIMENSION UNITS | SCALE | CURRENT REV DESC: SEE REV, TABLE |
| $\nabla_A = 0$ | mm | 1:1 | EC NO: 710936 DRWN: GKUNCHOORU 2022/06/08 CHK'D: SS94 2022/06/20 APPR: TSWAROOPNUNE 2022/06/21 |
| $\nabla_C = 0$ | GENERAL TOLERANCES (UNLESS SPECIFIED) | | |
| $\nabla_P = 0$ | ANGULAR TOL | $\pm 3.0^\circ$ | INITIAL REVISION: DRWN: JREEVES 2009/09/01 APPR: KMONROE 2009/09/10 |
| DIVISIONAL SYMBOLS | 4 PLACES | \pm | |
| | 3 PLACES | \pm | DOCUMENT NUMBER: SD-111015-006 DOC TYPE: PSD DOC PART: 001 REVISION: G |
| | 2 PLACES | ± 0.13 | |
| | 1 PLACE | ± 0.25 | MATERIAL NUMBER: SEE SHEET 1 CUSTOMER: GENERAL MARKET SHEET NUMBER: 2 OF 2 |
| | 0 PLACES | \pm | |
| | DRAFT WHERE APPLICABLE MUST REMAIN WITHIN DIMENSIONS | THIRD ANGLE PROJECTION | DRAWING: D-SIZE SERIES: 111015 |

| | | | |
|-----------------|----|--------------|---------------------|
| DOCUMENT STATUS | P1 | RELEASE DATE | 2022/06/21 05:42:17 |
|-----------------|----|--------------|---------------------|