

DO NOT SCALE FROM THIS PRINT

DESIGNED & DIMENSIONED IN MILLIMETERS [INCHES]

PCIE-LP-XX-01-X-DV-A-XX-X-XX

No OF LANES
-01, -04, -08, -16

CARD THICKNESS
-01: 1.57mm (.062) CARD

PACKAGING
BLANK: TRAY (FOR 16 LANES ONLY)
-TR: TAPE & REEL (SEE NOTES 7 & 8)
-FR: FULL REEL QTY TAPE & REEL (SEE NOTES 7 & 8)
(-XR PACKAGING AVAILABLE FOR -01, -04 & -08 LANES ONLY)

PICK & PLACE OPTION
-K: POLYIMIDE FILM PAD (SEE FIG 3, SHT 2)

OPTION
-WT: WELD TAB (SEE FIG 2, SHT 2)

PLATING SPECIFICATION
-F: 3μ" SELECTIVE GOLD IN CONTACT AREA, MATTE TIN ON TAIL
-S: 30μ" SELECTIVE GOLD IN CONTACT AREA, MATTE TIN ON TAIL
-L: 10μ" LIGHT SELECTIVE GOLD IN CONTACT AREA, MATTE TIN ON TAIL

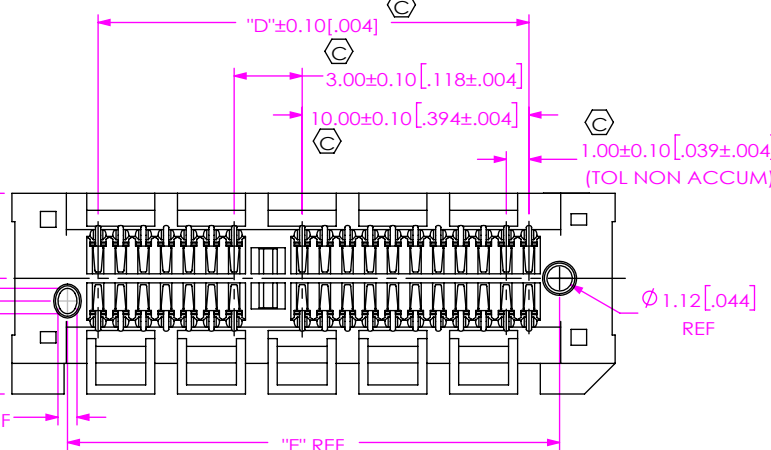
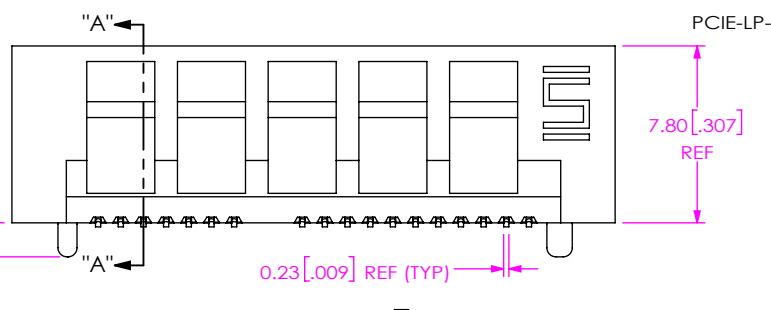
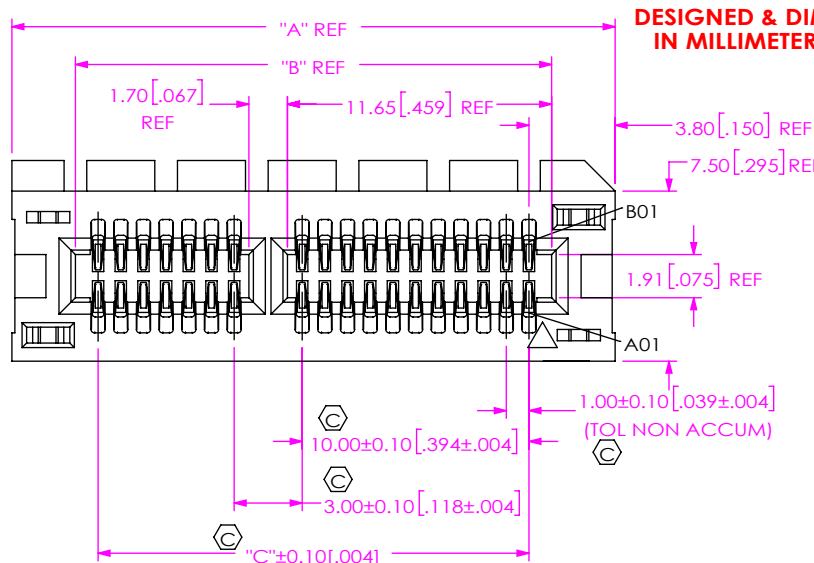
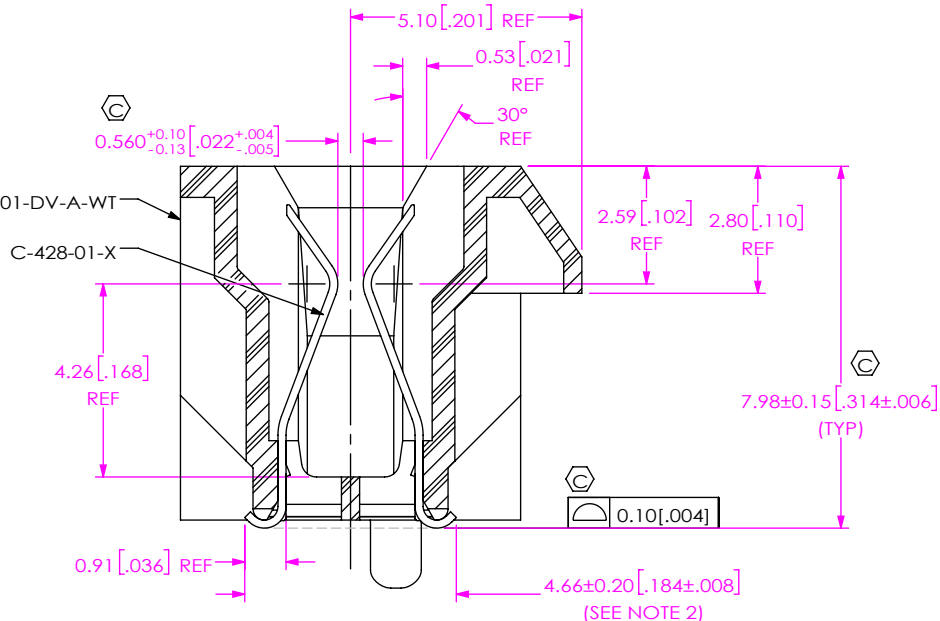


FIG 1

- NOTES:
- ⊕ REPRESENTS A CRITICAL DIMENSION. PCIE-LP-01-01-X-DV-A-XX SHOWN
 - DIMENSIONS MEASURED TIP TO TIP.
 - MINIMUM PUSHOUT FORCE: SIGNAL: 2.2N, WELD TAB: 4.45N.
 - MATING CARD MUST HAVE LEAD-IN. SEE SAMTEC FOOTPRINT FOR SPECIFICATIONS.
 - NOTE DELETED.
 - NOTE DELETED.
 - ORDERS WILL BE PACKAGED ACCORDING TO THE SAMTEC PACKAGING EFFICIENCY STANDARDS (SPES) FOUND ON WWW.SAMTEC.COM.
 - ATTACH LABEL TO EACH REEL.

ALIGNMENT PIN



SECTION "A"-"A"
SCALE 6 : 1

No OF LANES	"A"	"B"	"C"	"D"	"E"
-01	26.60 [1.047]	21.00 [0.827]	19.00 [0.748]	19.00 [0.748]	21.70 [0.854]
-04	40.60 [1.598]	35.00 [1.378]	33.00 [1.299]	33.00 [1.299]	35.70 [1.406]
-08	57.60 [2.268]	52.00 [2.047]	50.00 [1.969]	50.00 [1.969]	52.70 [2.075]
-16	90.60 [3.567]	85.00 [3.346]	83.00 [3.268]	83.00 [3.268]	85.70 [3.374]

UNLESS OTHERWISE SPECIFIED, DIMENSIONS ARE IN MILLIMETERS. TOLERANCES ARE:
DECIMALS ANGLES
X.X: ±0.3 [0.1] 2°
X.XX: ±0.13 [0.005]
X.XXX: ±0.051 [0.0020]

PROPRIETARY NOTE
THIS DOCUMENT CONTAINS CONFIDENTIAL AND PROPRIETARY INFORMATION AND ALL DESIGN, MANUFACTURING, REPRODUCTION, USE, PATENT RIGHTS AND SALES RIGHTS ARE EXPRESSLY RESERVED BY SAMTEC, INC. THIS DOCUMENT SHALL NOT BE DISCLOSED, IN WHOLE OR PART, TO ANY UNAUTHORIZED PERSON OR ENTITY NOR REPRODUCED, TRANSFERRED OR INCORPORATED IN ANY OTHER PROJECT IN ANY MANNER WITHOUT THE EXPRESS WRITTEN CONSENT OF SAMTEC, INC.



520 PARK EAST BLVD. NEW ALBANY, IN 47150
PHONE: 812-944-6733 FAX: 812-948-5047
e-Mail: info@SAMTEC.com code 55322

MATERIAL: DO NOT SCALE DRAWING SHEET SCALE: 3:1
INSULATOR: LCP, UL 94 V0, COLOR: BLACK
CONTACT: PHOS BRONZE
WELD TAB: BRASS ALLOY

DESCRIPTION:
PCI EXPRESS LOW PROFILE ASSEMBLY
DWG. NO.
PCIE-LP-XX-01-X-DV-A-XX-X-XX
BY: JESSIE W 6/30/2016 SHEET 1 OF 2

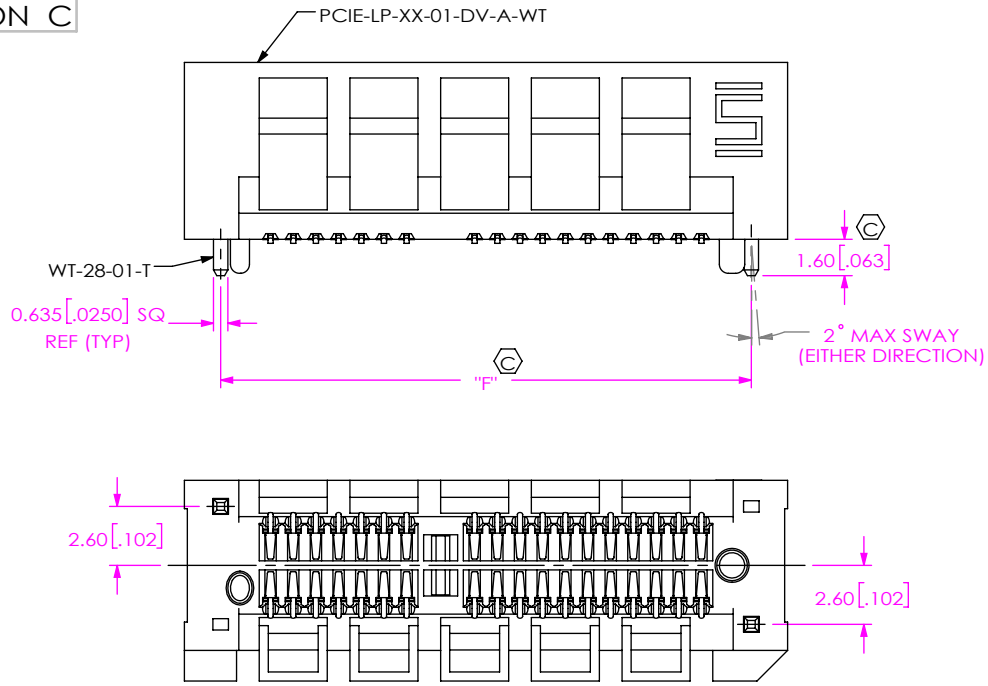
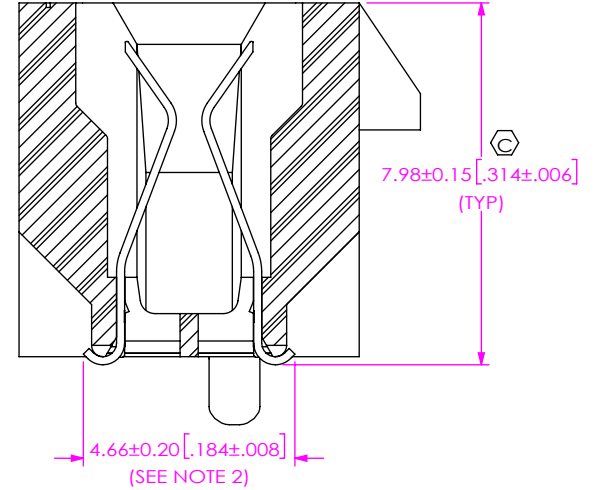


FIG 2
 PCIE-LP-01-01-X-DV-A-WT-XX SHOWN
 (DIFFERENT AS SHOWN, OTHERWISE SAME AS FIG 1)

TABLE 2		
No OF LANES	"F"	"G"
-01	23.40 [.921]	8.80 [.346]
-04	37.40 [1.472]	15.80 [.622]
-08	54.40 [2.142]	24.30 [.957]
-16	87.40 [3.441]	40.80 [1.606]



IN-PROCESS 1
 (FILL C-428-01-X)

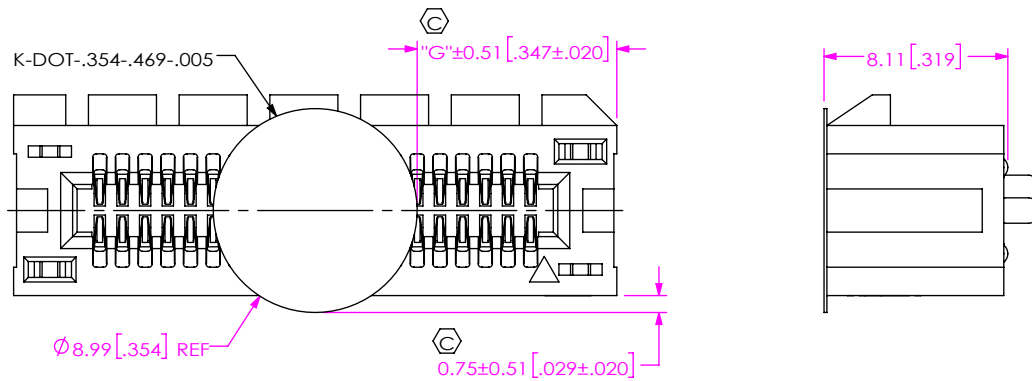


FIG 3
 PCIE-LP-01-01-X-DV-A-K-XX SHOWN
 (DIFFERENT AS SHOWN, OTHERWISE SAME AS FIG 1)

PROPRIETARY NOTE
 THIS DOCUMENT CONTAINS CONFIDENTIAL AND PROPRIETARY INFORMATION AND ALL DESIGN, MANUFACTURING, REPRODUCTION, USE, PATENT RIGHTS AND SALES RIGHTS ARE EXPRESSLY RESERVED BY SAMTEC, INC. THIS DOCUMENT SHALL NOT BE DISCLOSED, IN WHOLE OR PART, TO ANY UNAUTHORIZED PERSON OR ENTITY NOR REPRODUCED, TRANSFERRED OR INCORPORATED IN ANY OTHER PROJECT IN ANY MANNER WITHOUT THE EXPRESS WRITTEN CONSENT OF SAMTEC, INC.



520 PARK EAST BLVD, NEW ALBANY, IN 47150
 PHONE: 812-944-6733 FAX: 812-948-5047
 e-Mail: info@SAMTEC.com code 55322

DO NOT SCALE DRAWING

SHEET SCALE: 3:1

DESCRIPTION:
 PCI EXPRESS LOW PROFILE ASSEMBLY

DWG. NO.
 PCIE-LP-XX-01-X-DV-A-XX-X-XX

BY: JESSIE W 6/30/2016 SHEET 2 OF 2