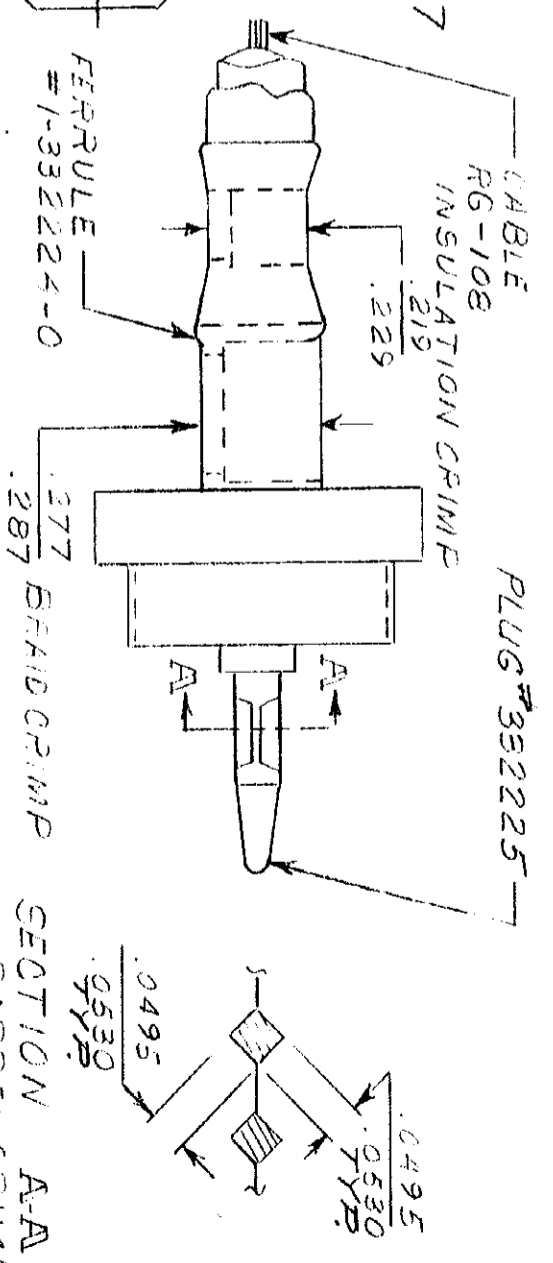
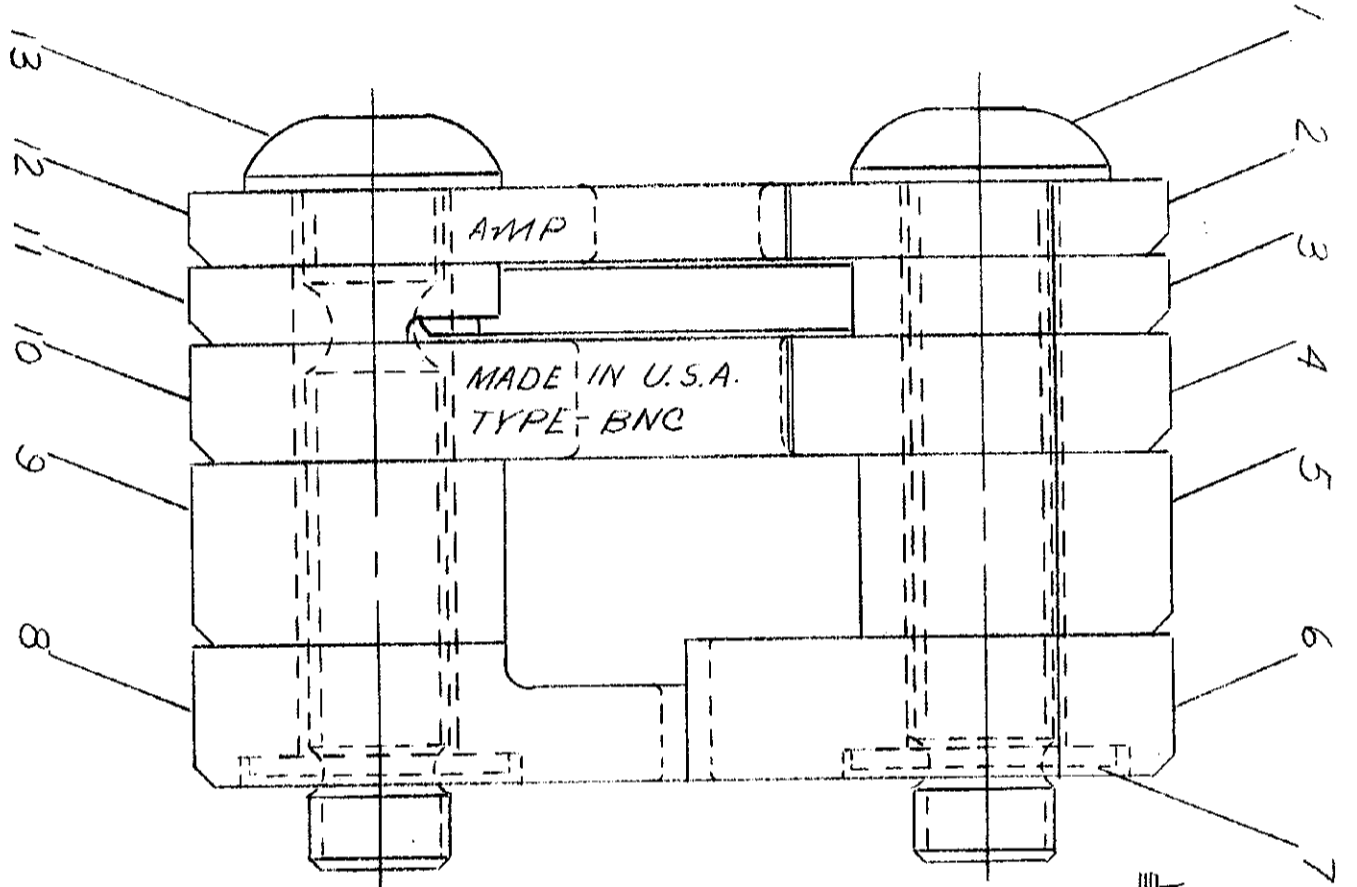
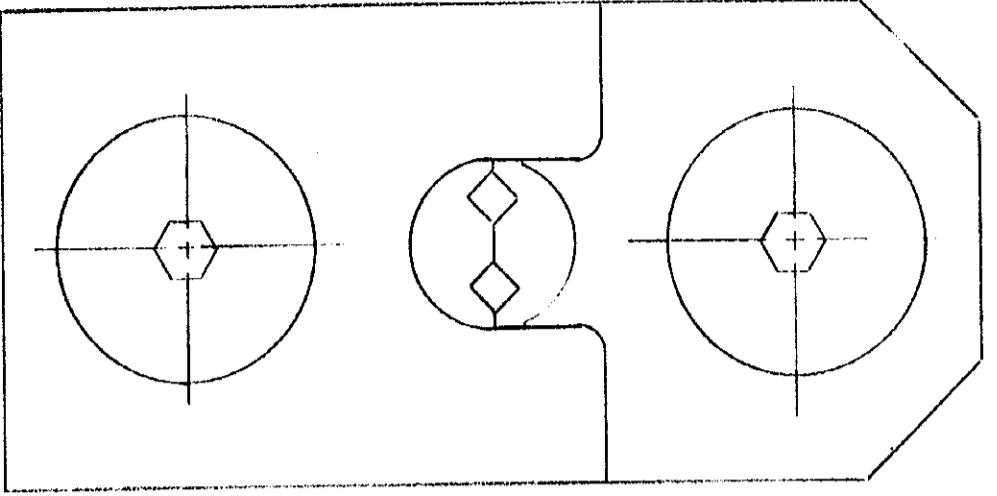


PRINT DIST
3

DIMENSIONS IN INCHES. DO NOT SCALE PRINT



THE CRIMP DIMENSIONS APPLY ONLY TO THE ABOVE COMBINATIONS ON A CRIMPED PRODUCT.

METHOD OF GAGING CRIMP DIMS.

1	59590-2	SCREW-SPECIAL	13
1	1-306540-7	INDENTER-INSULATION	12
1	59589-3	SPACER	11
1	1-306542-3	INDENTER-BRAID	10
1	306192-8	SPACER-LOWER	9
1	306774	INSERT-BARREL, LOWER	8
2	1-21046-3	RING-RETAINING	7
1	306773	INSERT-BARREL, UPPER	6
1	1-306191-1	SPACER-UPPER	5
1	1-306541-3	ANVIL-BRAID	4
1	59547-3	EJECTOR	3
1	1-306539-7	ANVIL-INSULATION	2
1	1-306131-0	SCREW-SPECIAL	1

REVISION RECORD		DR		CHK		DATE	
A	REVISED	RS		8/7			
NUMBER		69708		DESCRIPTION		69708	
REQUIRED PER ASSEMBLY				DR		CHK	
				3-3-66		3-4-66	
				3-14-66			
MATERIAL AND FINISH		CLASS		TYPE		NO	
11		4		BNC		69708	
WIRE - RANGE - INSULATION		SCALE		LOC		REV	
RG-108		A-1		M		A	
TOLERANCE EXCEPT AS NOTED ± .015		± 1° 0'					
NAME		DIE ASSEMBLY					
REMARKS		CUSTOMER COPY REFERENCE ONLY					



A

B

C

D