

NOTES:

1. COMPATIBLE WITH MOLEX PT 90325, 90814, 90816.
2. USE WITH CABLES 28AWG STD. 26AWG STD. AND 26AWG (69 STRANDS) SUPERFLEX.
3. TERMINATION SPECIFICATION: ES-99033-0001.
4. PRODUCT SPECIFICATION: PS-99020-0011
5. PACKAGING SPEC: PK-90327-001

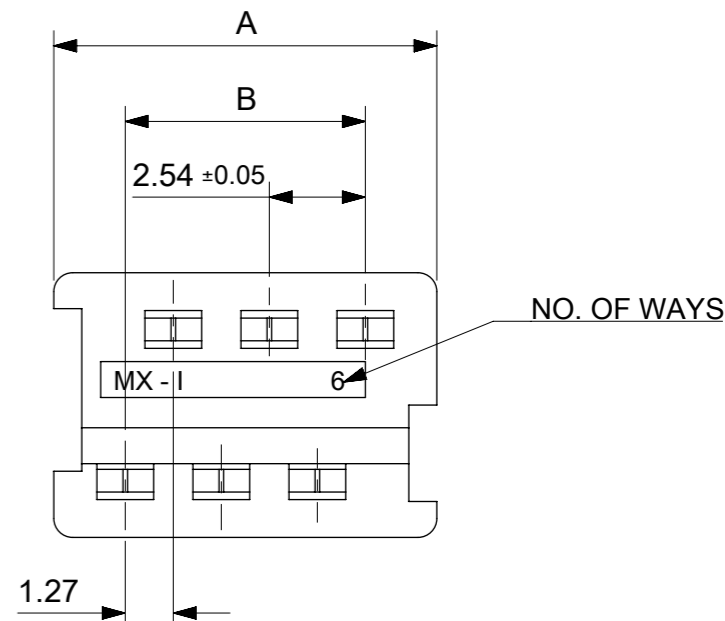
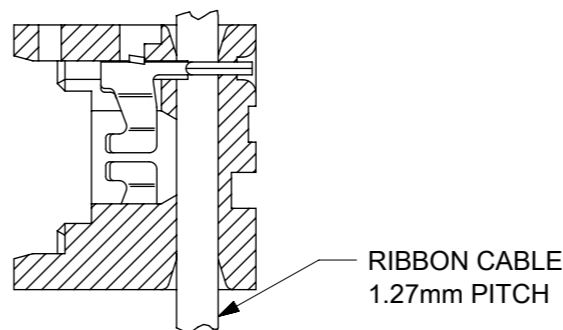
HOUSING:

MATL: POLYESTER RATED AT UL 94 V-0,
COLOUR WHITE.

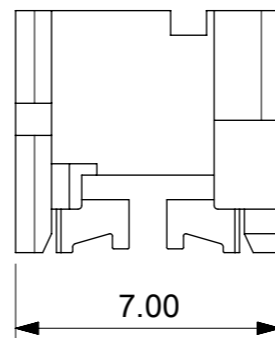
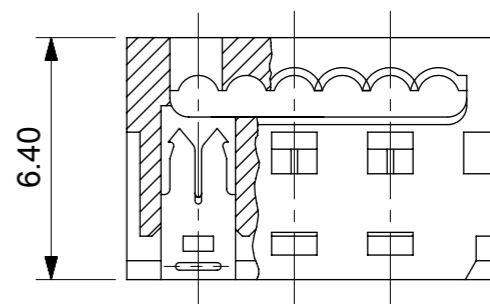
IDT CONTACT

MATL. PHOS BRONZE 0.17 THK HV 180-200
PLATING. TIN: 2-4µm PURE TIN
PLATING. UNDERPLATED 1.27µm MIN NICKEL
3-5µm SELECTIVE TIN & 0.76µm MIN. SELECTIVE GOLD

90327 - * 3 * *
0 = 2µm PRE TIN ASSY
3 = 0.76µm GOLD ASSY
SEE CONTACT PLATING NOTE
04 TO 26 = CCT SIZE, 51 TO 98 = ASSY ON REELS, SEE CHART
COLOUR WHITE



**SECTION SHOWING
ASSY AFTER TERMINATION
SEE NOTE 3**



90327-*326	26	35.53	31.75
-*324	24	32.99	29.21
-*322	22	30.45	26.67
-*320	20	27.91	24.13
-*318	18	25.37	21.59
-*316	16	22.83	19.05
-*314	14	20.29	16.51
-*312	12	17.75	13.97
-*310	10	15.21	11.43
-*308	8	12.67	8.89
-*306	6	10.13	6.35
9327-*304	4	7.59	3.81
PART NO.	CCT SIZE	DIMENSION A	DIMENSION B

FUNCTIONAL SYMBOLS	DIMENSION UNITS	SCALE	THIS DRAWING CONTAINS INFORMATION THAT IS PROPRIETARY TO MOLEX ELECTRONIC TECHNOLOGIES, LLC AND SHOULD NOT BE USED WITHOUT WRITTEN PERMISSION			
$\nabla_A = 0$	mm	5:1	CURRENT REV DESC: CAD MIGRATION			
$\nabla_F = 0$	GENERAL TOLERANCES (UNLESS SPECIFIED)		molex IDT ASSEMBLY PICO FLEX PRODUCT CUSTOMER DRAWING			
$\nabla_{F'} = 0$	ANGULAR TOL ± 2°					
DIVISIONAL SYMBOLS	4 PLACES	±				
	3 PLACES	±				
	2 PLACES	± 0.10				
	1 PLACE	± 0.2	EC NO: 738955		2023/02/02	
	0 PLACES	±	DRWN: GOWTHP		2023/02/16	
DRAFT WHERE APPLICABLE MUST REMAIN WITHIN DIMENSIONS			APPR: ISHWARG		2023/02/20	
THIRD ANGLE PROJECTION			INITIAL REVISION:		DOCUMENT NUMBER	
DRAWING			DRWN: NPC		SDA-90327	
SERIES			APPR: JDENNDHY		DOC TYPE	
A3-SIZE			1987/07/28		DOC PART	
90327			2004/09/16		REVISION	
MATERIAL NUMBER			GENERAL MARKET		1 OF 2	
CUSTOMER			SEE CHART			
SHEET NUMBER						

