

PowerMod HP connectors, developed by Anderson Power Products, are the innovative New Generation of High Power Interconnections for the Electronics Industry.

The touch-safe, positive latching, PowerMod HP female connector design presents a new standard for high power connector safety. The ergonomic latch release is simple to operate and is colored blue for clear identification.

Housings are a black UL94 V-0 flame retardant material.

PowerMod HP contacts are durable and rated for circuit interruption (true hot-pluggable). Series B contacts are available in 1/0 to 4/0 American wire gauge and 50mm² to 95mm² metric wire sizes for global design freedom. Our optional strain relief ensures superior contact reliability under adverse operating conditions.

The PowerMod HP connectors embody the highest quality in the industry and meet all applicable industry standards.

Features

- Positive Latching**
Integral latches with ergonomic release provide over 50 lbs retention
- Touch safe female connectors**
Provides IP20 protection for safe, energized use outside the electronics cabinet
- High performance, hot pluggable female contacts**
Our patented design provides greater longevity for high power, elevated temperature applications
- Strain relief option**
Reduces risk of wire insulation creep and reduces transmission of wire loads to contacts improving service life
- Low connector mating forces**
Connectors are easily mated and unmated



SPECIFICATIONS

Electrical		Mechanical	
Current Rating (Amperes)		Mating Force	16.5 lbs. (74N) avg
UL	450	Latch Retention Force	50 lbs. (222N) min
CSA (30°C Rise)	280	Contact Retention Force	150 lbs. (667N) min
UL / CSA Voltage Rating	600	Mating	
Wire Size (AWG)	1/0 to 4/0	a. No Load (mating cycles)	500
(mm ²)	50 to 95	b. Under Load (Hot Plug 250 mating cycles @ 120V)	150A
Dielectric Withstanding Voltage (AC)	2200	Materials	
Operating Temperature (°C)	-40° to 130°	Housing & Cable Clamp	PBT UL94 V-0
(°F)	-40° to 266°	Latch	PEI UL94 V-0
Ambient Temperature (°C)	-40° to 85°	Contacts	Copper alloy silver plate
(°F)	-40° to 185°	Hardware	Steel zinc chromate



ORDERING INFORMATION

PowerMod HP Part Number Plan - Single Pole Female

Series	Series	Gender	Model	Wire Size
PMHP	B	F	01	S04
B *				
F - Female				
01 - Single Pole Straight				
02 - Single Pole Straight with Cable Clamp				
S04 - 1/0 AWG to 50mm ²				
S03 - 2/0 AWG to 70mm ²				
S02 - 95mm ²				
S01 - 4/0 AWG				

* Maximum wire size 4/0 AWG

Components

Part Number	Description
PMHPBF01	Housing Kit, Female, Single Pole, Straight
PMHPBF02	Housing Kit with Cable Clamp, Female, Single Pole, Straight
PMHPBS04	Socket, Series B, Crimp for 1/0 AWG to 50mm ² wire
PMHPBS03	Socket, Series B, Crimp for 2/0 AWG to 70mm ² wire
PMHPBS02	Socket, Series B, Crimp for 95mm ² wire
PMHPBS01	Socket, Series B, Crimp for 4/0 AWG wire
PMHPBC01	Single Pole Cable Clamp Kit

Single Pole Female - Series B

ORDERING INFORMATION

Tooling

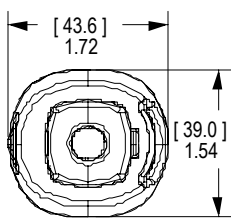
Pneumatic Production Tool				
Wire Size	Part Number	Die P/N	Locator P/N	Number of Crimps
4/0	1387G2	1303G3	1304G25	2
95mm ²	1387G2	1303G17	1304G25	2
2/0-70mm ²	1387G2	1303G16	1304G23	2
1/0-50mm ²	1387G2	1303G8	1304G23	2

Hand Tool				
Wire Size	Hydraulic	Battery	Die P/N	Number of Crimps
4/0	1387G3	1370G1	1322G14	2
95mm ²	1387G3	1370G1	1322G1	2
2/0-70mm ²	1387G3	1370G1	1322G3	2
1/0-50mm ²	1387G3	1370G1	1322G13	2

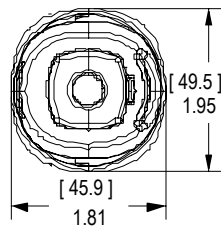
Hydraulic Tool		
Wire Size	Part Number	Number of Crimps
4/0	1368	2
95mm ²	1368	2
2/0-70mm ²	1368	2
1/0-50mm ²	1368	2

DIMENSIONS

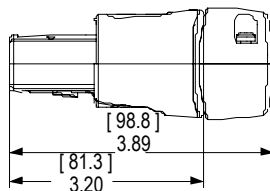
Front Without Strain Relief



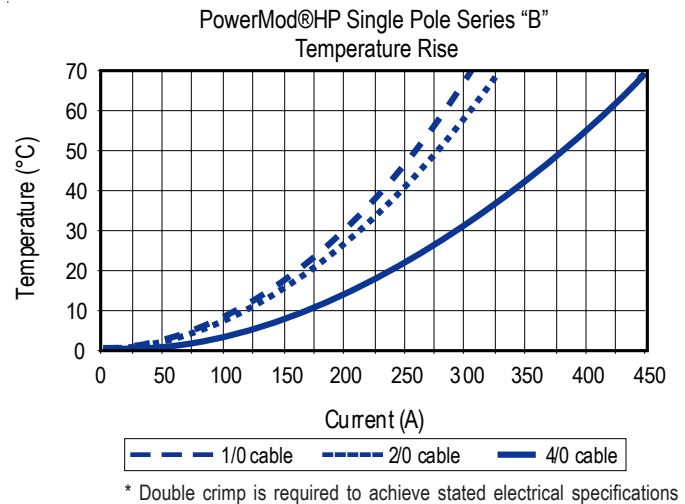
Front With Strain Relief



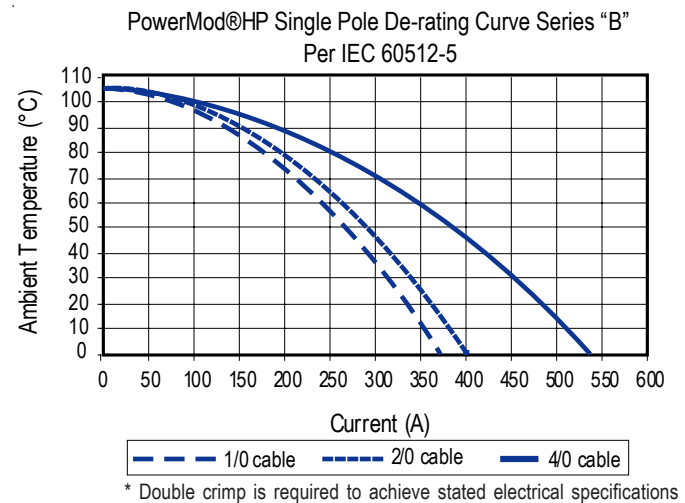
Side



TEMPERATURE CHART



* Double crimp is required to achieve stated electrical specifications



* Double crimp is required to achieve stated electrical specifications

MATING CONNECTORS

Single Pole Bus Bar Male



Single Pole Male



All Data Subject To Change Without Notice

2017-0070 DS-BSPF REV 6

© 2017 Anderson Power Products, Inc. All rights reserved. APP®, Anderson Power Products®, PowerMod® and the APP Logo are registered trademarks of Anderson Power Products, Inc.

HEADQUARTERS: Anderson Power Products®, 13 Pratts Junction Road, Sterling, MA 01564-2305 USA T:978-422-3600 F:978-422-0128 • **EUROPE:** Anderson Power Products® Ltd., Unit 3, Europa Court, Europa Boulevard, Westbrook, Warrington, Cheshire, WA5 7TN United Kingdom T: +44 (0) 1925 428390 F: +44 (0) 1925 520203 • **ASIA / PACIFIC:** IDEAL Anderson Asia Pacific Ltd., Unit 922-928 Topsail Plaza, 11 On Sum Street, Shatin N.T., Hong Kong T:+(852) 2636 0836 F:+(852) 2635 9036 • **CHINA:** IDEAL Anderson Technologies (Shenzhen) Ltd., Block A8 Tantou Western Industrial Park, Songgang Baoan District, Shenzhen, PR. China 518105 T: +(86) 755 2768 2118 F: +(86) 755 2768 2218 • **TAIWAN:** IDEAL Anderson Asia Pacific Ltd., Taiwan Branch, 4F.-2, No.116, Dadun 20th St., Situn District, Taichung City 407, Taiwan (R.O.C.) T: +(886) 4 2310 6451 F:+(886) 4 2310 6460 • www.andersonpower.com