


# Single 2 Piece Contacts: 70-9159-BTB

## General Description

### GENERAL DESCRIPTION



Dissecting linear LED lighting from a connector standpoint looks very simple from far away, but up close there is no magical solution. Even though there have been new connectors developed in recent years specifically for this application, the specific requirements in challenging new designs continue to push for something better, different and more cost competitive. KYOCERA AVX has been one of the companies developing new connector systems for this specific application. The 2-Piece 9159 series offers the smallest profile while still supporting full 5 Amp capability.

KYOCERA AVX's latest approach is to not even have a connector! LED's run down the center of the board looking to minimize pitch densities to maximize light output. Connectors interrupt this requirement at each Board-to-Board interface. By design and construction, providing a single contact connector is not economical. However, removing the cost of the connector without removing the functionality provides both a technical and cost effective solution. By removing the insulator and allowing contacts to be placed individually, the PCB can be designed with the LED's in the center of the PCB and the contacts on the outer

edges. This optimizes the design for functionality and assembly at the best cost possible. More specifically, the contacts are packaged in T&R for automatic placement, absorb significant x and y assembly tolerances and provide a reliable gold-to-gold active contact interface. Application notes are available to outline all of the contact configurations to support both BTB and WTB applications.

### APPLICATIONS

- Linear LED strip lighting
- Commercial/Industrial co-planar or extended card applications
- Reference Product Specification 201-01-149

### FEATURES AND BENEFITS

- Gold plated horizontal contact system maximizes lateral PCB alignment and mating tolerances with a proven 2-pc connector solution
- Contact height has been minimized to 1.2mm above the PCB to prevent any shadowing effect
- Contacts can be individually spaced to support any voltage rating with a full 5 Amp current rating
- Individual contacts can support BTB and WTB applications

### ELECTRICAL

- Current Rating: 5.0 Amps
- Voltage Rating: UL 300V  
Based on placement distance

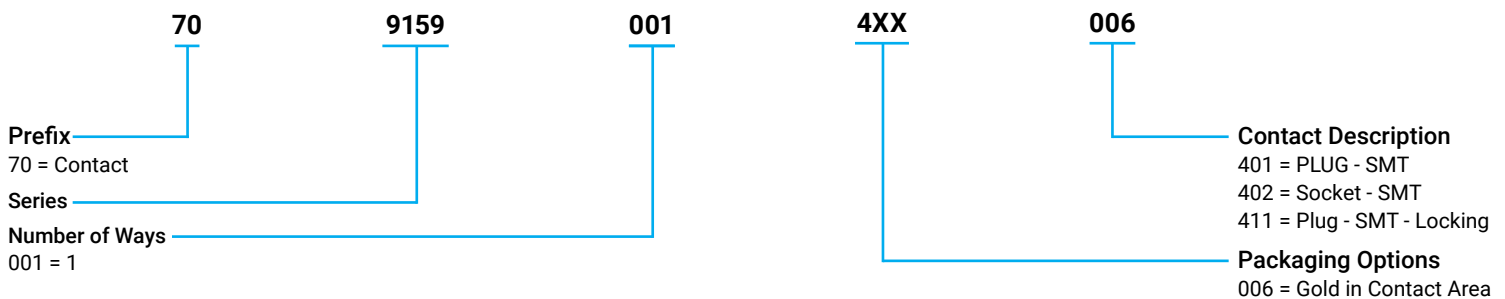
### ENVIRONMENTAL

- Operating Temperature:  
-40°C to +125°C

### MECHANICAL

- Contact Material: Copper Alloy
- Plug Plating: Gold in mating area, tin on tails
- Socket Contact; Gold all over
- Durability 5 Cycles

### HOW TO ORDER

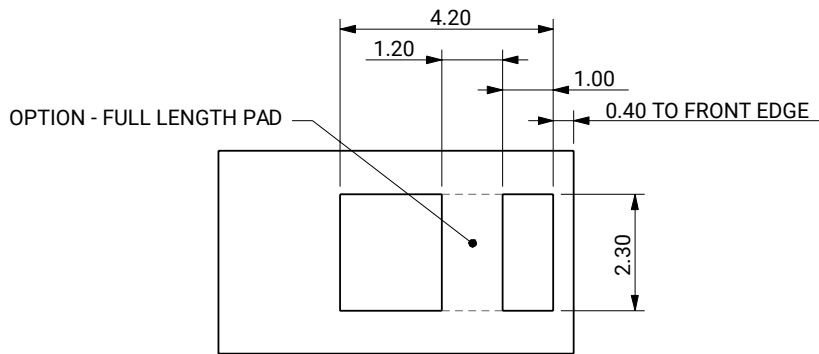
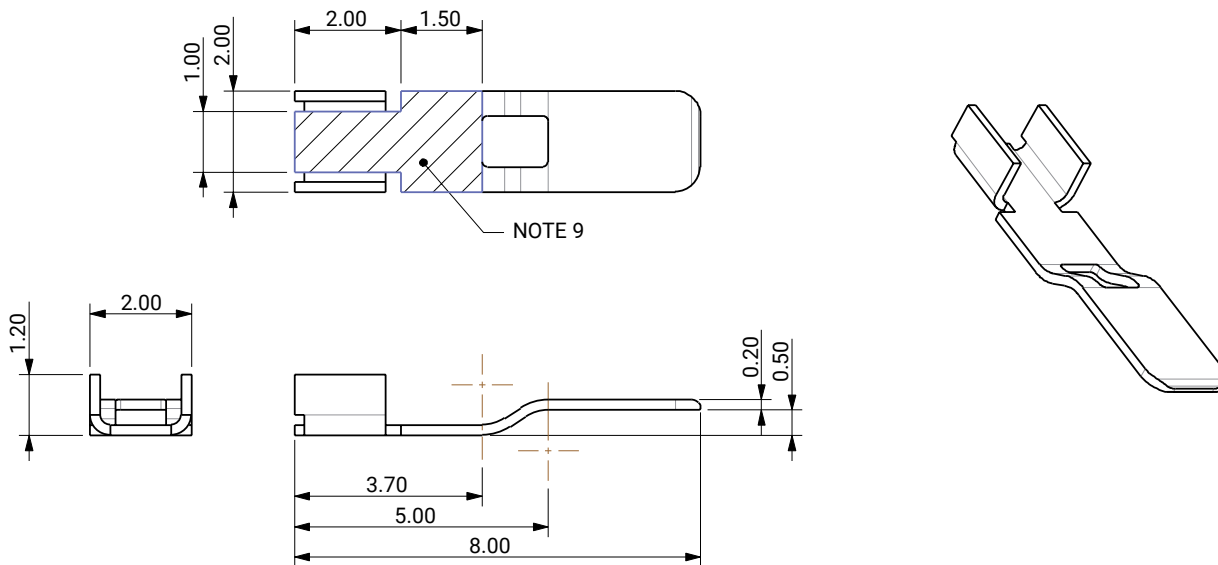


Certification: UL File #E90723

# Single 2 Piece Contacts: 70-9159-BTB

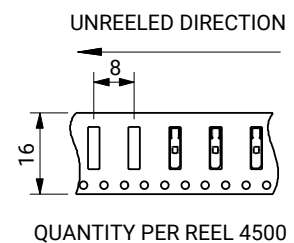
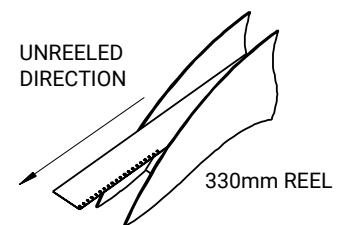
## 401 Plug

70-9159-001-401-006



### SUGGESTED PCB LAYOUT

### PACKING DETAILS



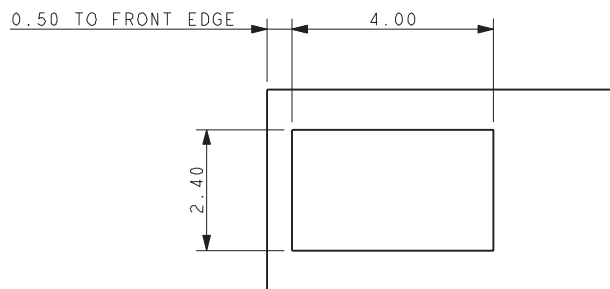
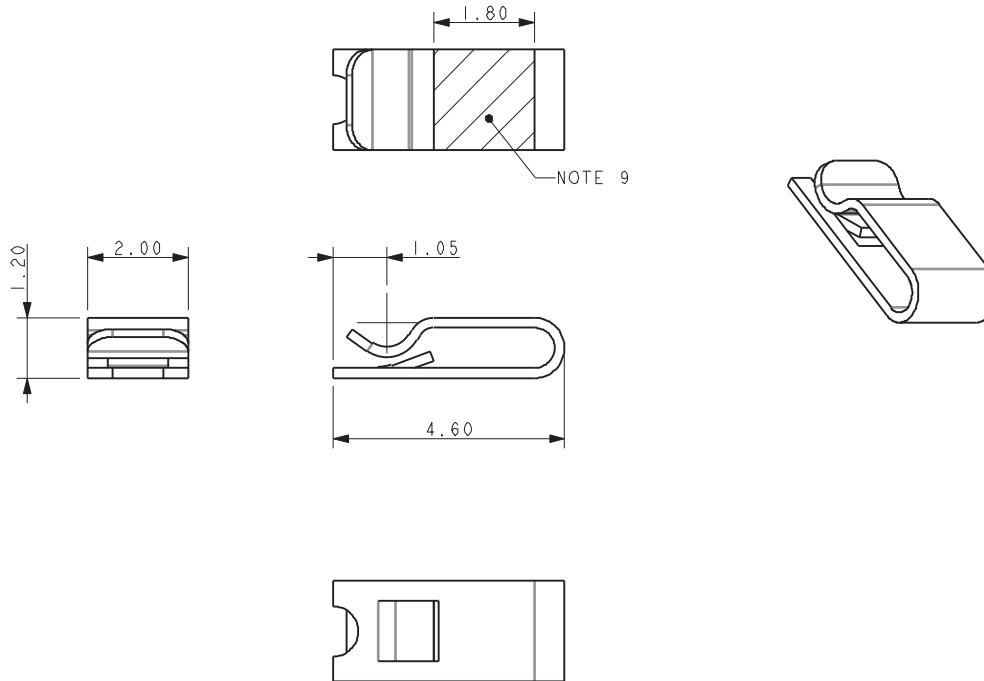
#### NOTES:

1. 9159 SINGLE CONTACT, SMT MOUNT, PLUG CONTACT.
2. TO MATE WITH 70-9159-001-402-006 SOCKET CONTACT, REFER TO PAGE 67.
3. TYPICAL APPLICATIONS SEE PAGES 69 AND 70.
4. FOR FURTHER INFORMATION REFER TO SPECIFICATION 201-01-148 AND APPLICATION NOTES 201-01-149.
5. COPPER ALLOY, NICKEL UNDERCOAT, GOLD IN CONTACT AREA. TIN ON SOLDER TAIL.
6. GENERAL TOLERANCE  $\pm 0.20$  UNLESS SPECIFIED.
7. PACKAGING IN TAPE AND REEL, QUANTITY PER REEL 4500.
8. UL REFERENCE E90723 (US AND CANADA).
9. AREA AVAILABLE FOR PICK AND PLACE.

# Single 2 Piece Contacts: 70-9159-BTB

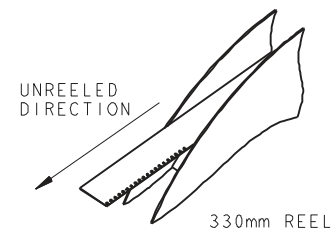
## 402 Socket

70-9159-001-402-006

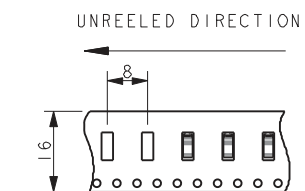


**SUGGESTED PCB LAYOUT**

### PACKING DETAILS



330mm REEL



QUANTITY PER REEL 4500

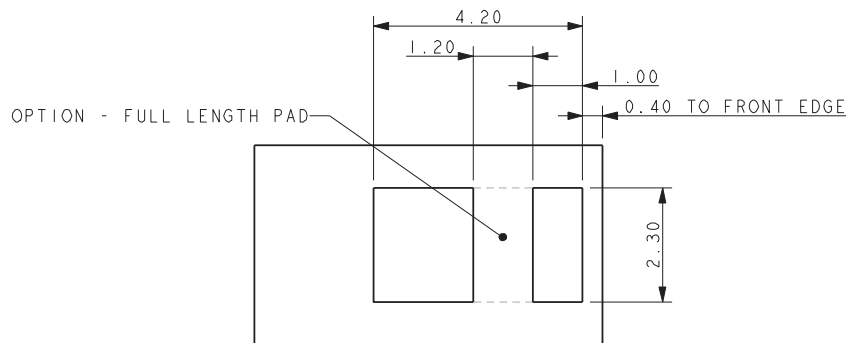
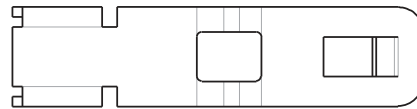
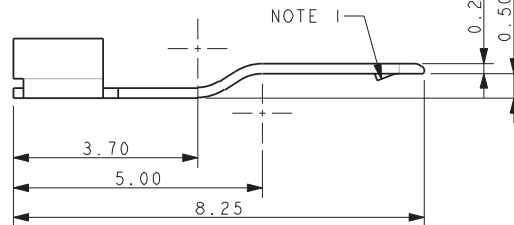
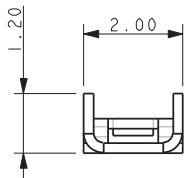
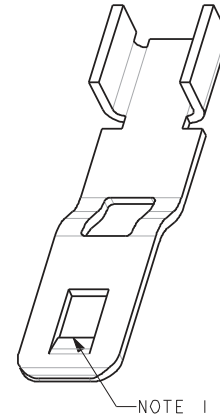
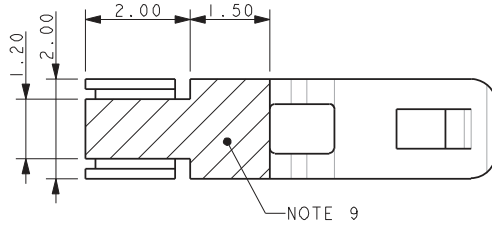
**NOTES:**

1. 9159 SINGLE CONTACT, SMT MOUNT, SOCKET CONTACT.
2. TO MATE WITH 70-9159-001-401-006 PLUG CONTACT, REFER TO PAGE 66 AND LOCKING PLUG CONTACT 70-9159-001-411-006 PAGE 68.
3. TYPICAL APPLICATIONS SEE PAGES 69 AND 70.
4. FOR FURTHER INFORMATION REFER TO SPECIFICATION 201-01-148 AND APPLICATION NOTES 201-01-149.
5. COPPER ALLOY, NICKEL UNDERCOAT, GOLD PLATED.
6. GENERAL TOLERANCE  $\pm 0.20$  UNLESS SPECIFIED.
7. PACKAGING IN TAPE AND REEL, QUANTITY PER REEL 4500.
8. UL REFERENCE E90723 (US AND CANADA).
9. AREA AVAILABLE FOR PICK AND PLACE.

# Single 2 Piece Contacts: 70-9159-BTB

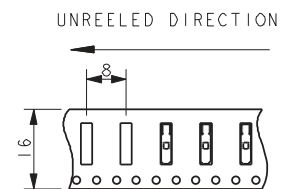
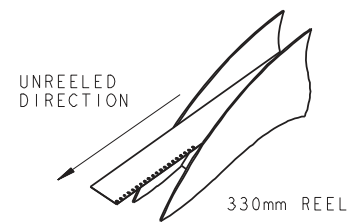
## 411 Locking Plug Contact

### 70-9159-001-411-006 LOCKING PLUG CONTACT



### SUGGESTED PCB LAYOUT

### PACKING DETAILS



QUANTITY PER REEL 4500

#### NOTES:

1. 9159 SINGLE CONTACT, SMT MOUNT, PLUG CONTACT. LOCKING FEATURE WILL ASSIST IN MAINTAINING THE POSITION.
2. TO MATE WITH 70-9159-001-402-006 SOCKET CONTACT, REFER TO PAGE 67.
3. TYPICAL APPLICATIONS SEE PAGES 69 AND 70.
4. FOR FURTHER INFORMATION REFER TO SPECIFICATION 201-01-148 AND APPLICATION NOTES 201-01-149.
5. COPPER ALLOY, NICKEL UNDERCOAT, GOLD IN CONTACT AREA. TIN ON SOLDER TAIL.
6. GENERAL TOLERANCE  $\pm 0.20$  UNLESS SPECIFIED.
7. PACKAGING IN TAPE AND REEL, QUANTITY PER REEL 4500.
8. UL REFERENCE E90723 (US AND CANADA).
9. AREA AVAILABLE FOR PICK AND PLACE.

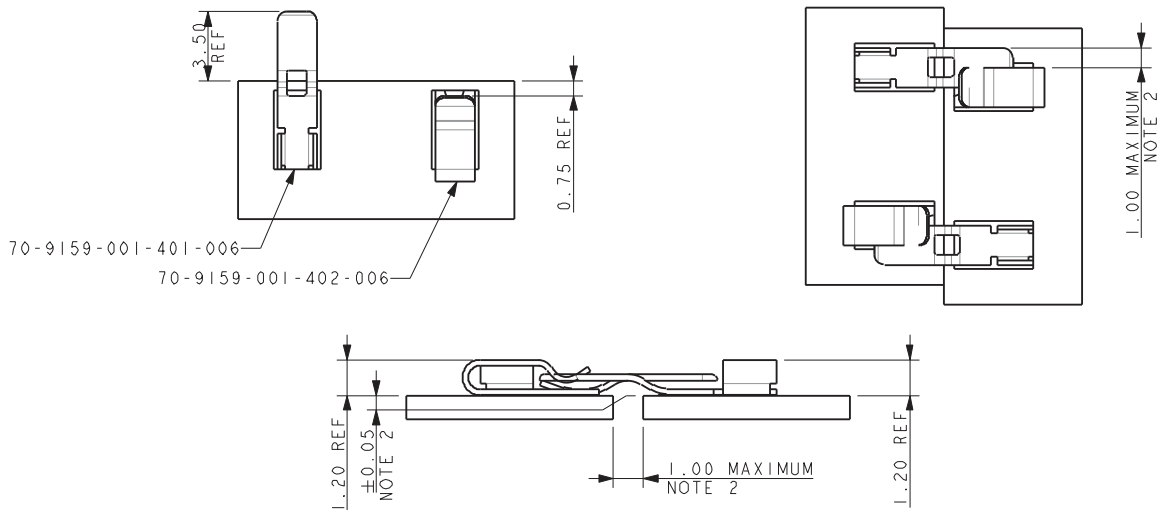
# Single 2 Piece Contacts: 70-9159-BTB

## Contact Solder Tolerance

### 70-9159-001-4XX-006 – CONTACT SOLDER TOLERANCE

#### STANDARD CONTACT

70-9159-001-401-006 PLUS 70-9159-001-402-006

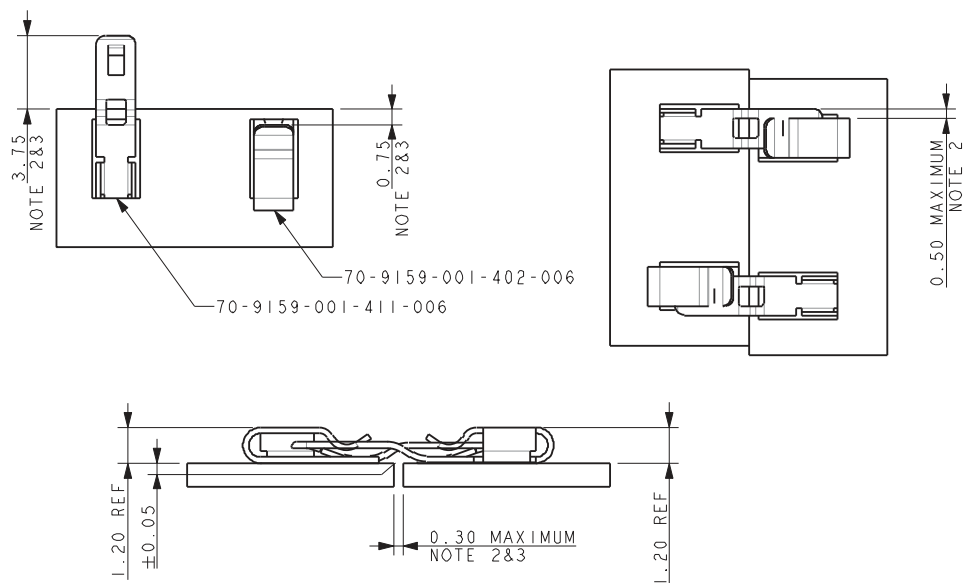


#### NOTES:

1. SIMPLE BOARD TO BOARD ASSEMBLY.
2. CONTACTS (70-9159-001-401-006) WILL COPE WITH A GAP BETWEEN BOARDS UP TO 1.00MM AND/OR A SIDWAYS MISALIGNMENT OF UP TO 1.00MM WITHOUT LOSS OF PERFORMANCE. VERTICAL MISALIGNMENT MUST HOWEVER BE KEPT TO WITHIN  $\pm 0.05$ .

#### LOCKING CONTACT

70-9159-001-411-006 PLUS 70-9159-001-402-006



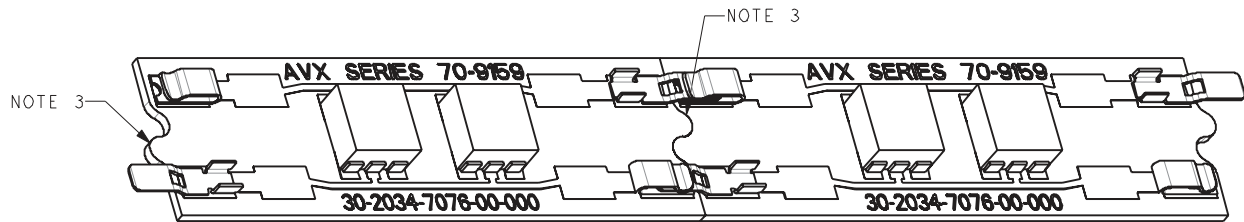
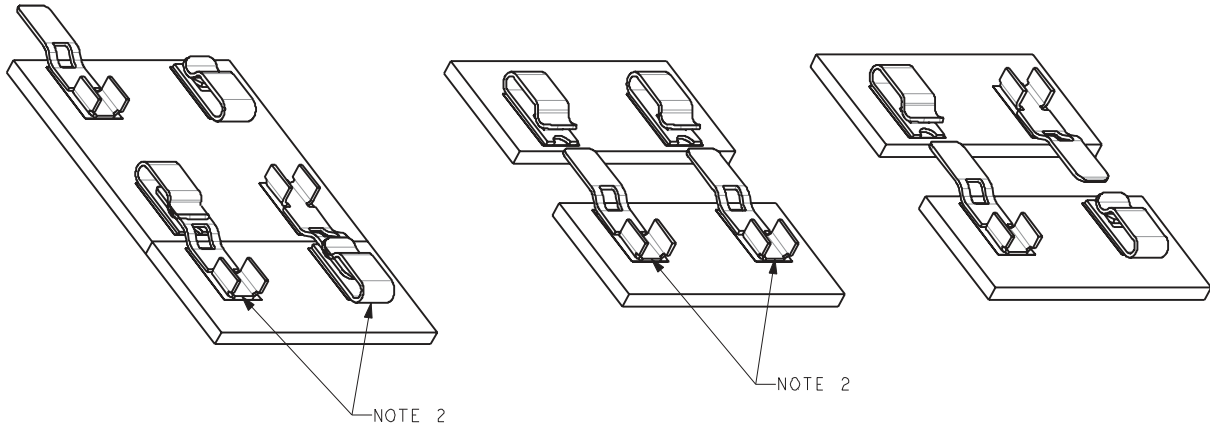
#### NOTES:

1. LOCKING BOARD TO BOARD ASSEMBLY.
2. CONTACT LOCKING (70-9159-001-411-006) WILL COPE WITH A GAP BETWEEN BOARDS UP TO 0.30MM WITH THE CONTACTS SOLDERED IN POSITIONS SHOWN THE SIDWAYS MISALIGNMENT CAN BE UP TO 0.50MM WITHOUT LOSS OF PERFORMANCE. VERTICAL MISALIGNMENT MUST HOWEVER BE KEPT TO WITHIN  $\pm 0.05$ .
3. IF FOR EXAMPLE THE CONTACT PORTIONS ARE CHANGED TO 3.60MM AND 0.90MM RESPECTIVELY.

# Single 2 Piece Contacts: 70-9159-BTB

## Board to Board Assembly

### 70-9159-001-40X-006 BOARD TO BOARD ASSEMBLY



#### NOTES:

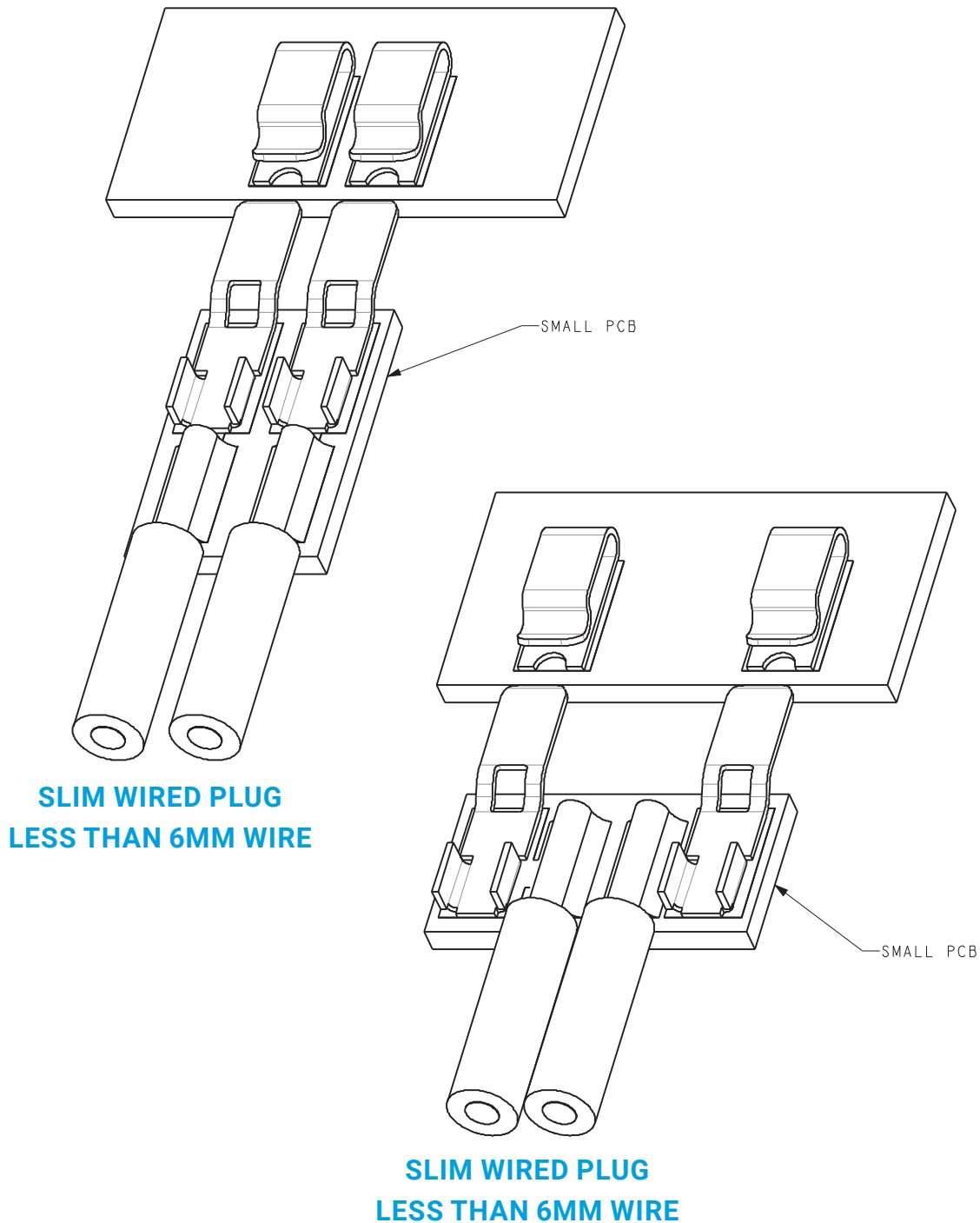
1. SIMPLE BOARD TO BOARD LINK.
2. ALL MATING COMBINATIONS PERMISSIBLE. FOR EXAMPLE BY USING ONE PLUG AND ONE SOCKET CONTACT THE BOARD ENDS ARE REVEALABLE.
3. FEATURES CAN BE ADDED TO BOARD ENDS TO RESIST SIDEWAYS MOVEMENT.

# Single 2 Piece Contacts: 70-9159-BTB

## Simple Compact Wired Plug Assemblies

70-9159-001-40X-006

### SIMPLE COMPACT WIRED PLUG ASSEMBLIES



#### NOTES:

1. SIMPLE BUILT UP ASSEMBLY
2. CONTACTS CAN BE USED WITH A SUITABLE PCB DESIGN FOR CUSTOMER BUILT SMALL CABLE ASSEMBLIES.
3. TWO WAY PLUG CONNECTIONS SHOWN BUT ANY COMBINATION POSSIBLE.