



Main

Range of Product	OsiSense XC
Series name	Special format
Product or Component Type	Microswitch
Device short name	XEP3
Detector design	Miniature, DIN 41635 A format
Head type	Plunger head
Movement of operating head	Linear
Type of operator	Plunger
Switch actuation	On end
Type of approach	Vertical approach
Electrical connection	Solder tags
Contacts type and composition	1 C/O standard
Contact operation	Snap action
Contacts material	AgNi

Complementary

Body Material	Polyester
Maximum force for tripping	0.8 N lever fixing position in A 0.8 N lever fixing position in B 0.8 N lever fixing position in C
Minimum release force	0.2 N lever fixing position in A 0.2 N lever fixing position in B 0.2 N lever fixing position in C
Maximum permissible end of travel force	20 N lever fixing position in A 20 N lever fixing position in B 20 N lever fixing position in C
Tripping point	0.58 ln (14.7 mm) lever fixing position in A 0.58 ln (14.7 mm) lever fixing position in B 0.58 in (14.7 mm) lever fixing position in C
Maximum differential travel	0.01 ln (0.35 mm) lever fixing position in A 0.01 ln (0.35 mm) lever fixing position in B 0.01 in (0.35 mm) lever fixing position in C
Minimum over travel	0.05 ln (1.2 mm) lever fixing position in A 0.05 ln (1.2 mm) lever fixing position in B 0.05 in (1.2 mm) lever fixing position in C
Inter contact distance	0.02 in (0.4 mm)
Contact code designation	B300, AC-15 (Ue = 240 V, Ie = 1.5 A)/EN/IEC 60947-5-1 appendix A R300, DC-13 (Ue = 250 V, Ie = 0.1 A)/EN/IEC 60947-5-1 appendix A
[Ith] conventional free air thermal current	15 A 250 V 50/60 Hz
Mechanical durability	20000000 cycles
Width	0.39 in (10 mm)
Height	0.63 in (16 mm)
Depth	1.10 in (28 mm)
Net Weight	0.20 oz (5.6 g)
Terminals description ISO n°1	(1-2-4)OC

Environment

IP Degree of Protection	IP40
Ambient Air Temperature for Operation	-13...257 °F (-25...125 °C)
Marking	CE
Standards	CURus EN 60947-5-1 IEC 60947-5-1 UL 1054 EN 61058





Ordering and shipping details

Category	22449-LIMIT SWITCHES,ACCESSORIES
Discount Schedule	T
GTIN	3389110299847
Nbr. of units in pkg.	1
Package weight(Lbs)	0.18 oz (5.0 g)
Returnability	No
Country of origin	MA

Packing Units

Unit Type of Package 1	PCE
Package 1 Height	0.59 in (1.5 cm)
Package 1 width	2.76 in (7 cm)
Package 1 Length	5.51 in (14 cm)
Unit Type of Package 2	BB1
Number of Units in Package 2	10
Package 2 Weight	1.76 oz (50.0 g)
Package 2 Height	0.59 in (1.5 cm)
Package 2 width	2.76 in (7 cm)
Package 2 Length	5.51 in (14 cm)
Unit Type of Package 3	S01
Number of Units in Package 3	200
Package 3 Weight	2.70 lb(US) (1.225 kg)
Package 3 Height	5.91 in (15 cm)
Package 3 width	5.91 in (15 cm)
Package 3 Length	15.75 in (40 cm)

Offer Sustainability

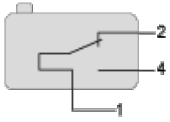
Sustainable offer status	Green Premium product
California proposition 65	WARNING: This product can expose you to chemicals including: Diisononyl phthalate (DINP), which is known to the State of California to cause cancer, and Di-isodecyl phthalate (DIDP), which is known to the State of California to cause birth defects or other reproductive harm. For more information go to www.P65Warnings.ca.gov
REACH Regulation	 REACH Declaration
REACH free of SVHC	Yes
EU RoHS Directive	Pro-active compliance (Product out of EU RoHS legal scope)  EU RoHS Declaration
Toxic heavy metal free	Yes
Mercury free	Yes
RoHS exemption information	 Yes
Environmental Disclosure	 Product Environmental Profile

Contractual warranty

Warranty	18 months
----------	-----------

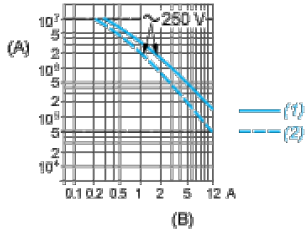
Wiring Diagram

Single-pole CO Snap Action



- 1 : Black
- 2 : Grey
- 4 : Blue

Operating Curves



- (A) Number of cycles
- (B) Current
- 1 : Resistive circuit
- 2 : Inductive circuit