

## ANGELINA-M


~30° medium beam

### SPECIFICATION:

Dimensions	Ø 82.0 mm
Height	31 mm
Fastening	socket
ROHS compliant	yes ⓘ

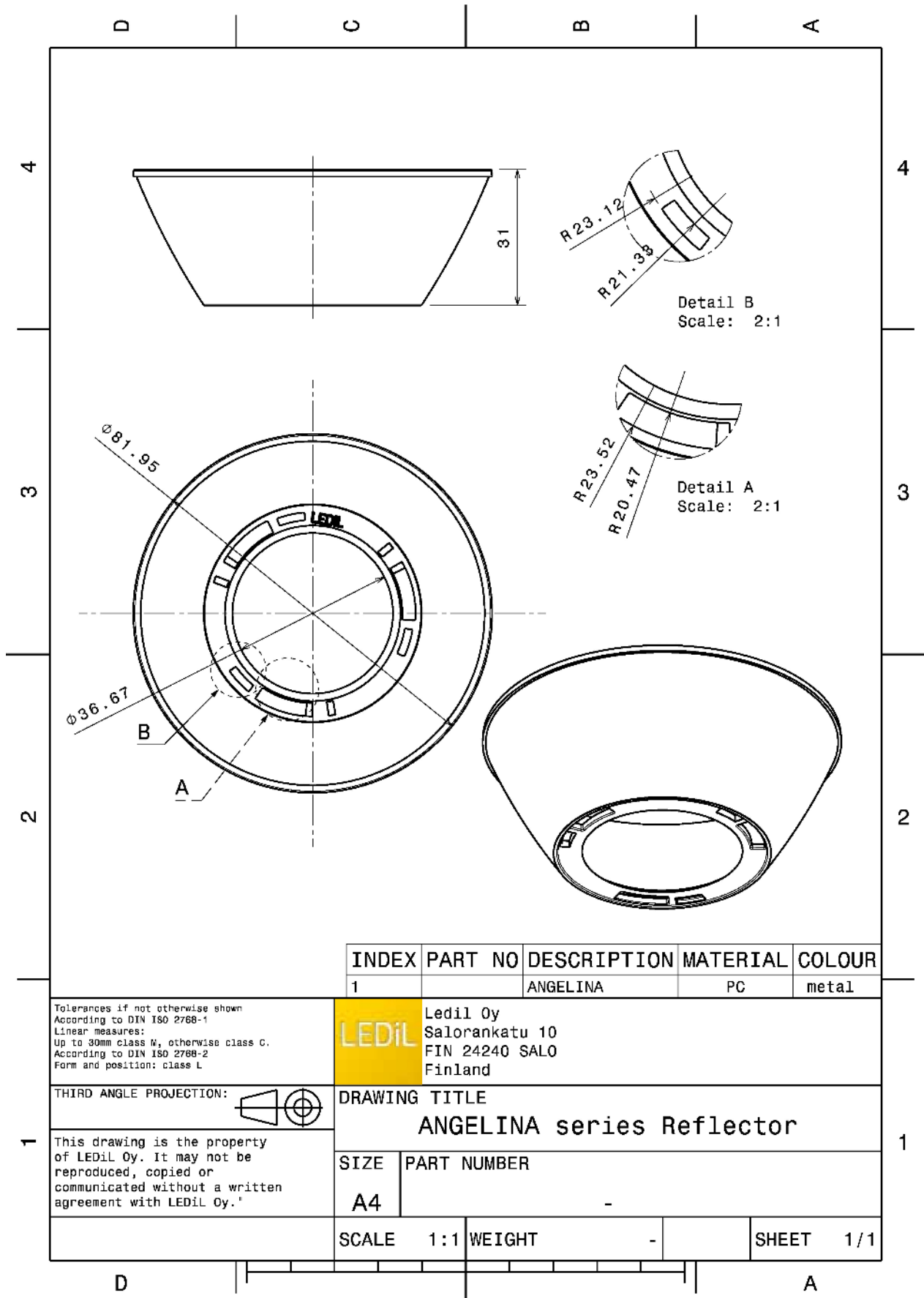
### MATERIALS:

Component	Type	Material	Colour	Finish	Coating
ANGELINA-M	Reflector	PC	metal		HMDS



### ORDERING INFORMATION:

Component	Qty in box	MOQ	MPQ	Box weight (kg)
F13401_ANGELINA-M » Box size: 480 x 280 x 300 mm	900	120	60	11.0



INDEX	PART NO	DESCRIPTION	MATERIAL	COLOUR
1		ANGELINA	PC	metal

Tolerances if not otherwise shown  
According to DIN ISO 2768-1  
Linear measures:  
Up to 30mm class M, otherwise class C.  
According to DIN ISO 2768-2  
Form and position: class L

**LEDiL** Ledil Oy  
Salorankatu 10  
FIN 24240 SALO  
Finland

THIRD ANGLE PROJECTION:

DRAWING TITLE  
**ANGELINA series Reflector**



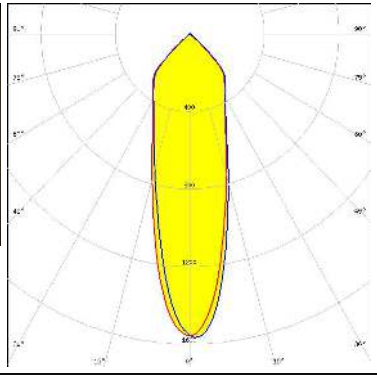


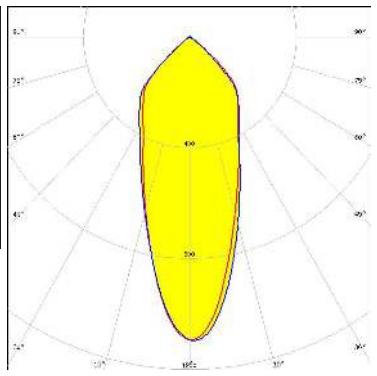


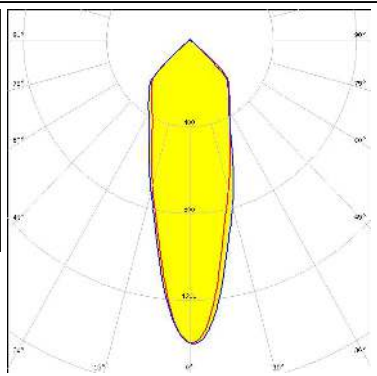


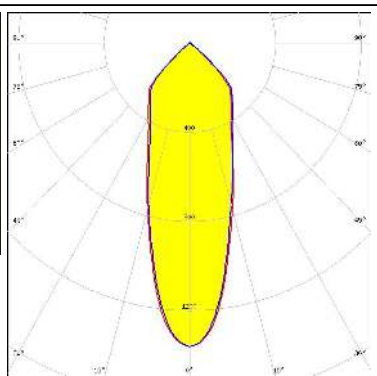
This drawing is the property of LEDiL Oy. It may not be reproduced, copied or communicated without a written agreement with LEDiL Oy.'

SIZE	PART NUMBER
A4	-





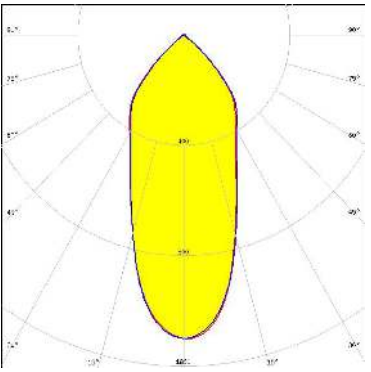


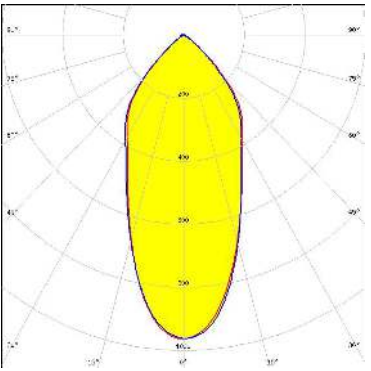


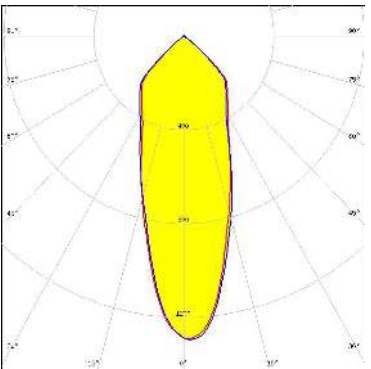
SCALE	1:1	WEIGHT	-	SHEET	1/1
-------	-----	--------	---	-------	-----

See also our general installation guide: [www.ledil.com/installation\\_guide](http://www.ledil.com/installation_guide)



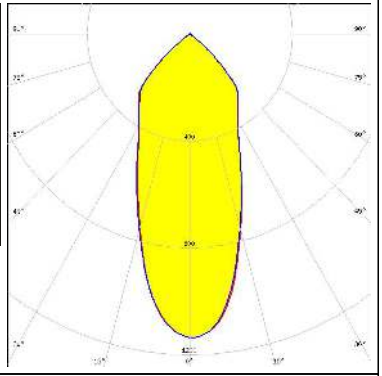


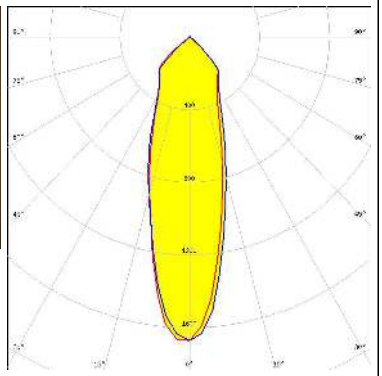


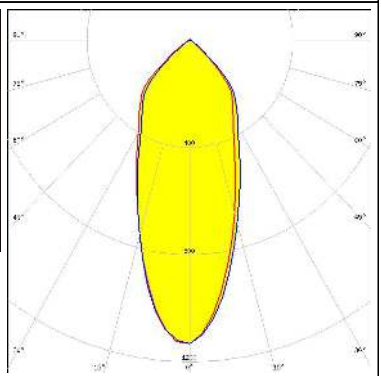


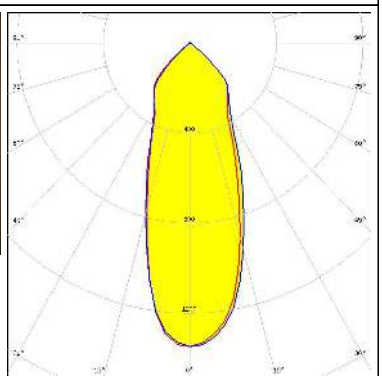
### OPTICAL RESULTS (MEASURED):

<p></p> <p>LED BXRA ES Rectangle            FWHM / FWTM 30.0° / 93.0°            Efficiency 93 %            Peak intensity 1.6 cd/m            LEDs/each optic 1            Light colour White            Required components:            IDEAL: 50-2100BL + 50-2100AN</p>		
<p></p> <p>LED V10 Gen7            FWHM / FWTM 38.0° / 99.0°            Efficiency 87 %            Peak intensity 1.1 cd/m            LEDs/each optic 1            Light colour White            Required components:            C13658_CLAMP-VERO13-18            F13671_ANGE-RZ-LENS            Bender Wirth: 434 Typ L1</p>		
<p></p> <p>LED V10 Gen7            FWHM / FWTM 30.0° / 97.0°            Efficiency 92 %            Peak intensity 1.4 cd/m            LEDs/each optic 1            Light colour White            Required components:            C13658_CLAMP-VERO13-18            Bender Wirth: 434 Typ L1</p>		
<p></p> <p>LED V13 Gen7            FWHM / FWTM 34.0° / 95.0°            Efficiency 92 %            Peak intensity 1.4 cd/m            LEDs/each optic 1            Light colour White            Required components:            TE Connectivity: 2213254-2 + OPTIC CLIP Z50 TYPE1 2213194-1</p>		



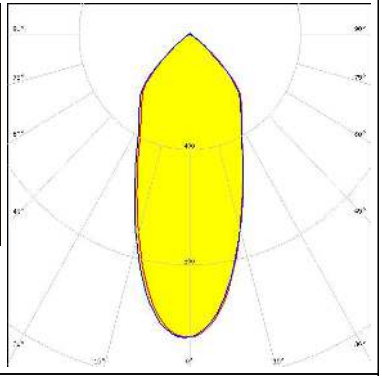


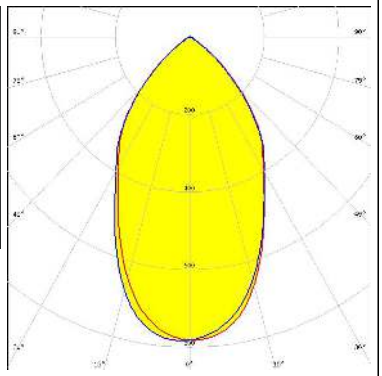


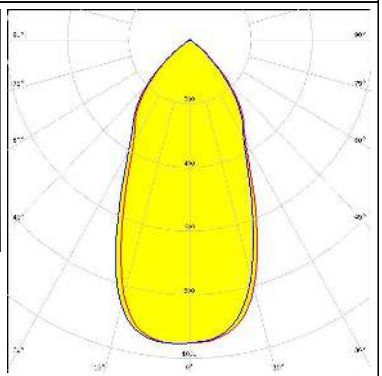


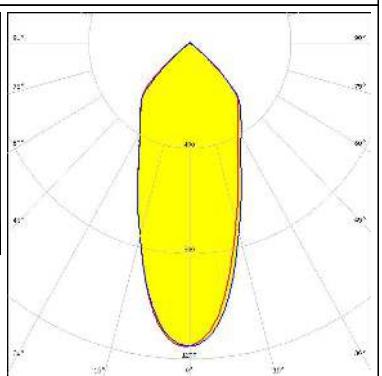
#### OPTICAL RESULTS (MEASURED):

<p></p> <p>LED V15 Gen6            FWHM / FWTM 37.0° / 98.0°            Efficiency 92 %            Peak intensity 1.4 cd/lm            LEDs/each optic 1            Light colour White</p> <p>Required components:            C13658_CLAMP-VERO13-18            Bender Wirth: 456 Typ L2</p>		
<p></p> <p>LED V22 Gen6            FWHM / FWTM 43.0° / 96.0°            Efficiency 91 %            Peak intensity 1.1 cd/lm            LEDs/each optic 1            Light colour White</p> <p>Required components:            IDEAL: 50-2204-CT + 50-2100AN</p>		
<p></p> <p>LED V22 Gen6            FWHM / FWTM 47.0° / 98.0°            Efficiency 87 %            Peak intensity 1 cd/lm            LEDs/each optic 1            Light colour White</p> <p>Required components:            F13671_ANGE-RZ-LENS            IDEAL: 50-2204-CT + 50-2100AN</p>		
<p></p> <p>LED Vero SE 13            FWHM / FWTM 36.0° / 97.0°            Efficiency 93 %            Peak intensity 1.3 cd/lm            LEDs/each optic 1            Light colour White</p> <p>Required components:            C16402_CLAMP-VEROSE-13-18</p>		



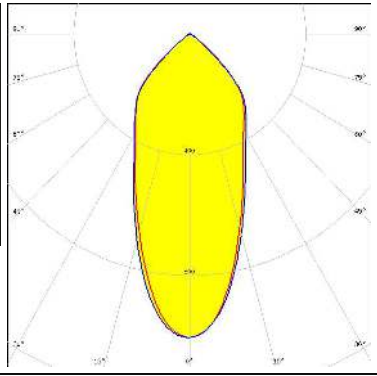


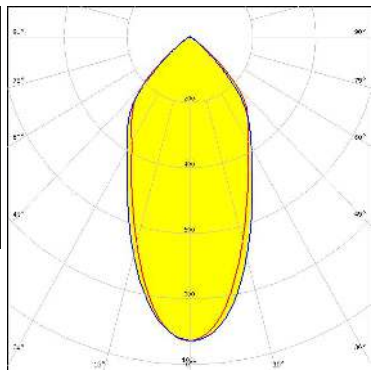


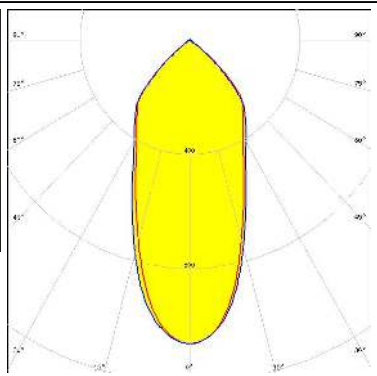


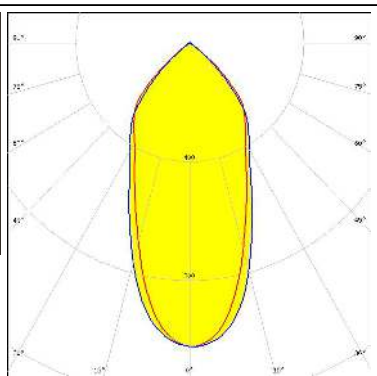
#### OPTICAL RESULTS (MEASURED):

<p></p> <p>LED Vero SE 18            FWHM / FWTM 42.0° / 98.0°            Efficiency 93 %            Peak intensity 1.1 cd/lm            LEDs/each optic 1            Light colour White            Required components:            C16402_CLAMP-VEROSE-13-18</p>		
<p></p> <p>LED VERO13            FWHM / FWTM 31.0° / 94.0°            Efficiency 92 %            Peak intensity 1.7 cd/lm            LEDs/each optic 1            Light colour White            Required components:            C13658_CLAMP-VERO13-18</p>		
<p></p> <p>LED VERO13            FWHM / FWTM 42.0° / 98.0°            Efficiency 87 %            Peak intensity 1.1 cd/lm            LEDs/each optic 1            Light colour White            Required components:            C13658_CLAMP-VERO13-18            F13671_ANGE-RZ-LENS</p>		
<p></p> <p>LED VERO18            FWHM / FWTM 38.0° / 95.0°            Efficiency 92 %            Peak intensity 1.4 cd/lm            LEDs/each optic 1            Light colour White            Required components:            C13658_CLAMP-VERO13-18</p>		



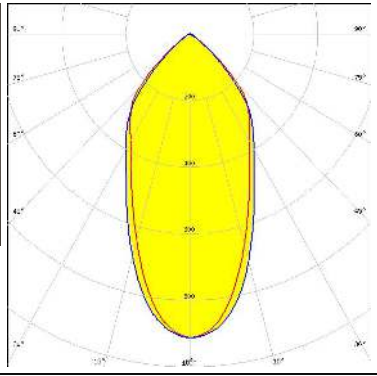

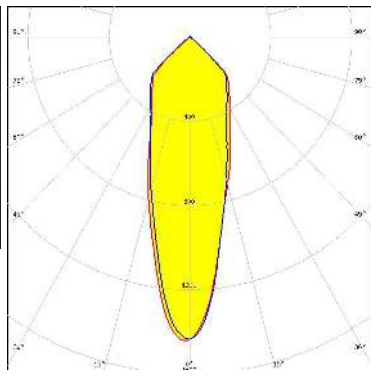

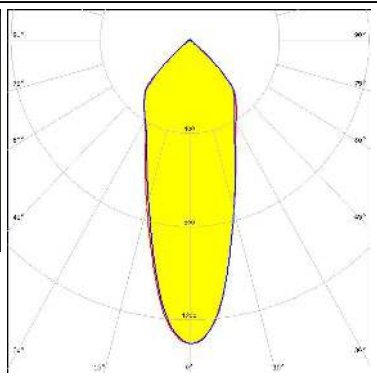

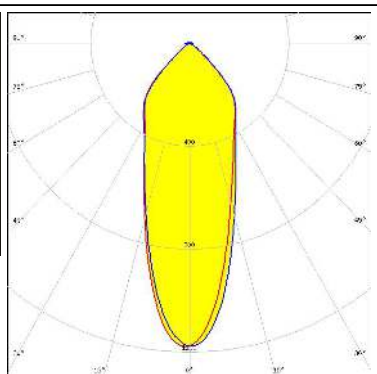
#### OPTICAL RESULTS (MEASURED):

<p></p> <p>LED VERO18            FWHM / FWTM 43.0° / 99.0°            Efficiency 89 %            Peak intensity 1.1 cd/lm            LEDs/each optic 1            Light colour White</p> <p>Required components:            C13658_CLAMP-VERO13-18            F13671_ANGE-RZ-LENS</p>		
<p></p> <p>LED VERO29            FWHM / FWTM 60.0° / 104.0°            Efficiency 87 %            Peak intensity 0.8 cd/lm            LEDs/each optic 1            Light colour White</p> <p>Required components:            C13584_CLAMP-VERO29            F13671_ANGE-RZ-LENS</p>		
<p></p> <p>LED VERO29            FWHM / FWTM 51.0° / 99.0°            Efficiency 90 %            Peak intensity 1 cd/lm            LEDs/each optic 1            Light colour White</p> <p>Required components:            C13584_CLAMP-VERO29</p>		
<p></p> <p>LED Vesta TW 15mm DP            FWHM / FWTM 41.0° / 98.0°            Efficiency 93 %            Peak intensity 1.2 cd/lm            LEDs/each optic 1            Light colour Tunable White</p> <p>Required components:            C13658_CLAMP-VERO13-18            Bender Wirth: 482 Typ L2</p>		

### OPTICAL RESULTS (MEASURED):

<p></p> <p>LED Vesta TW 15mm DP            FWHM / FWTM 45.0° / 100.0°            Efficiency 89 %            Peak intensity 1 cd/m            LEDs/each optic 1            Light colour Tunable White</p> <p>Required components:            C13658_CLAMP-VERO13-18            F13671_ANGE-RZ-LENS            Bender Wirth: 482 Typ L2</p>		
<p></p> <p>LED Vesta TW 18mm (31W) DP            FWHM / FWTM 49.0° / 101.0°            Efficiency 89 %            Peak intensity 0.9 cd/m            LEDs/each optic 1            Light colour Tunable White</p> <p>Required components:            C13584_CLAMP-VERO29            F13671_ANGE-RZ-LENS            Bender Wirth: 483 Typ L3</p>		
<p></p> <p>LED Vesta TW 18mm (31W) DP            FWHM / FWTM 45.0° / 99.0°            Efficiency 93 %            Peak intensity 1.1 cd/m            LEDs/each optic 1            Light colour Tunable White</p> <p>Required components:            C13584_CLAMP-VERO29            Bender Wirth: 483 Typ L3</p>		
<p></p> <p>LED Vesta TW 22mm DP            FWHM / FWTM 47.0° / 99.0°            Efficiency 93 %            Peak intensity 1 cd/m            LEDs/each optic 1            Light colour Tunable White</p> <p>Required components:            C13584_CLAMP-VERO29            Bender Wirth: 494 Typ L3</p>		

### OPTICAL RESULTS (MEASURED):

<p></p> <p>LED Vesta TW 22mm DP            FWHM / FWTM 50.0° / 101.0°            Efficiency 88 %            Peak intensity 0.9 cd/m            LEDs/each optic 1            Light colour Tunable White</p> <p>Required components:            C13584_CLAMP-VERO29            F13671_ANGE-RZ-LENS            Bender Wirth: 494 Typ L3</p>		
<p><b>CITIZEN</b></p> <p>LED CLL02x/CLU02x (LES10)            FWHM / FWTM 31.0° / 96.0°            Efficiency 92 %            Peak intensity 1.4 cd/m            LEDs/each optic 1            Light colour White</p> <p>Required components:            C13658_CLAMP-VERO13-18            Bender Wirth: 434 Typ L1</p>		
<p><b>CITIZEN</b></p> <p>LED CLL03x/CLU03x            FWHM / FWTM 36.0° / 96.0°            Efficiency 94 %            Peak intensity 1.3 cd/m            LEDs/each optic 1            Light colour White</p> <p>Required components:            C16791_CLAMP-Z45-A            TE Connectivity: 2325807-3</p>		
<p><b>CITIZEN</b></p> <p>LED CLL03x/CLU03x            FWHM / FWTM 36.0° / 95.0°            Efficiency 87 %            Peak intensity 1.2 cd/m            LEDs/each optic 1            Light colour White</p> <p>Required components:            F13671_ANGE-RZ-LENS            IDEAL: 50-2103CT + 50-2100AN</p>		



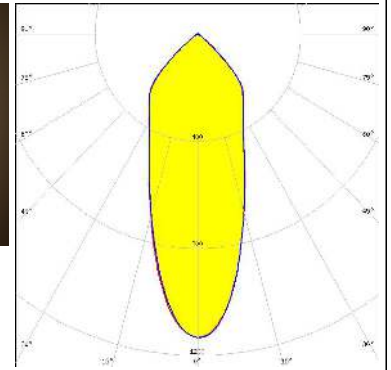

#### OPTICAL RESULTS (MEASURED):

#### CITIZEN

LED CLL03x/CLU03x  
 FWHM / FWTM 38.0° / 97.0°  
 Efficiency 87 %  
 Peak intensity 1.1 cd/m  
 LEDs/each optic 1  
 Light colour White

Required components:

F13671\_ANGE-RZ-LENS  
 TE Connectivity: 2213254-2 + OPTIC CLIP Z50 TYPE1 2213194-1

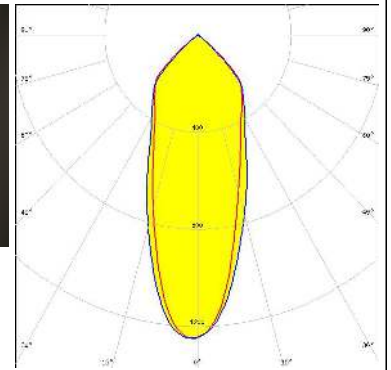



#### CITIZEN

LED CLL03x/CLU03x  
 FWHM / FWTM 37.0° / 97.0°  
 Efficiency 91 %  
 Peak intensity 1.3 cd/m  
 LEDs/each optic 1  
 Light colour White

Required components:

C13658\_CLAMP-VERO13-18  
 Bender Wirth: 433 Typ L1

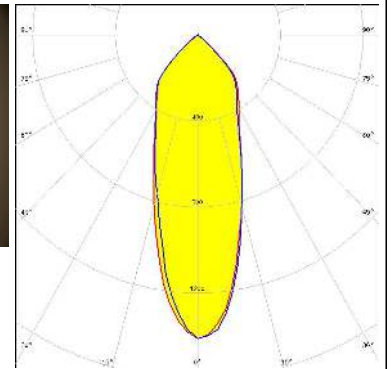



#### CITIZEN

LED CLL03x/CLU03x  
 FWHM / FWTM 35.0° / 95.0°  
 Efficiency 94 %  
 Peak intensity 1.4 cd/m  
 LEDs/each optic 1  
 Light colour White

Required components:

TE Connectivity: 2213254-2 + OPTIC CLIP Z50 TYPE1 2213194-1

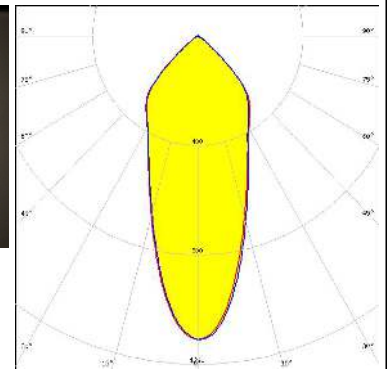



#### CITIZEN

LED CLL03x/CLU03x  
 FWHM / FWTM 39.0° / 98.0°  
 Efficiency 90 %  
 Peak intensity 1.1 cd/m  
 LEDs/each optic 1  
 Light colour White

Required components:

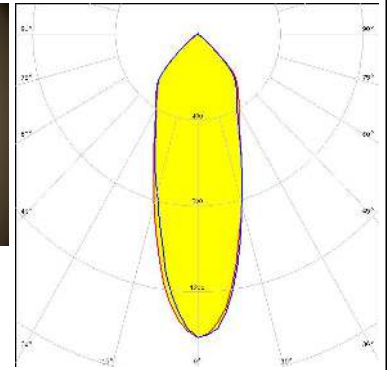

C16791\_CLAMP-Z45-A  
 F13671\_ANGE-RZ-LENS  
 TE Connectivity: 2325807-3



#### OPTICAL RESULTS (MEASURED):

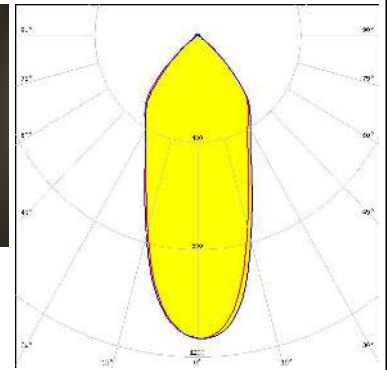
#### CITIZEN

LED CLL03x/CLU03x  
 FWHM / FWTM 30.0° / 92.0°  
 Efficiency 92 %  
 Peak intensity 1.6 cd/lm  
 LEDs/each optic 1  
 Light colour White  
 Required components:  
 IDEAL: 50-2103CT + 50-2100AN



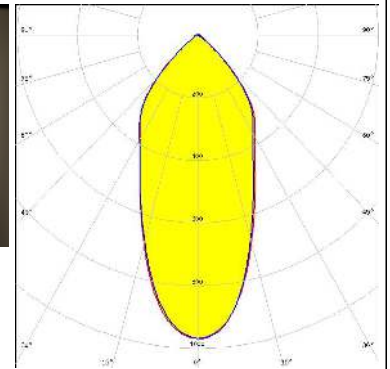

#### CITIZEN

LED CLL04x/CLU04x  
 FWHM / FWTM 42.0° / 96.0°  
 Efficiency 92 %  
 Peak intensity 1.1 cd/lm  
 LEDs/each optic 1  
 Light colour White  
 Required components:  
 C13584\_CLAMP-VERO29  
 Bender Wirth: 431 Typ L3



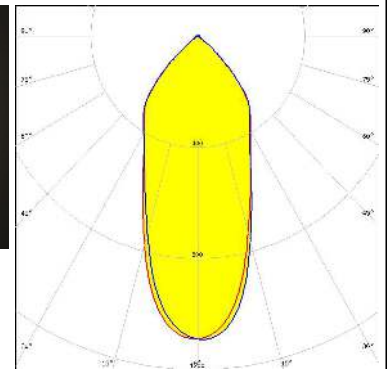

#### CITIZEN

LED CLL04x/CLU04x  
 FWHM / FWTM 46.0° / 98.0°  
 Efficiency 87 %  
 Peak intensity 1 cd/lm  
 LEDs/each optic 1  
 Light colour White  
 Required components:  
 F13671\_ANGE-RZ-LENS  
 IDEAL: 50-2204-CT + 50-2100AN



#### CITIZEN

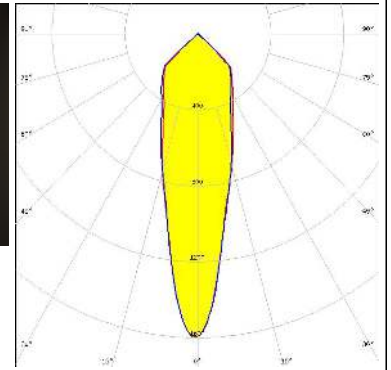
LED CLL04x/CLU04x  
 FWHM / FWTM 43.0° / 96.0°  
 Efficiency 91 %  
 Peak intensity 1.1 cd/lm  
 LEDs/each optic 1  
 Light colour White  
 Required components:  
 IDEAL: 50-2204-CT + 50-2100AN



#### OPTICAL RESULTS (MEASURED):

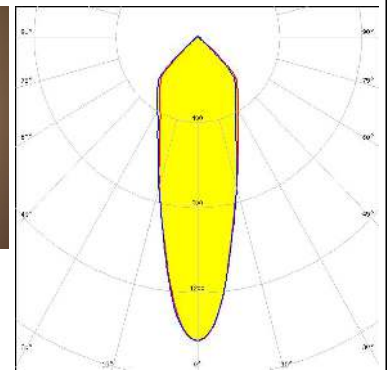

#### CITIZEN

LED CLU700/701/702/703  
 FWHM / FWTM 26.0° / 96.0°  
 Efficiency 92 %  
 Peak intensity 1.6 cd/lm  
 LEDs/each optic 1  
 Light colour White  
 Required components:  
 C13658\_CLAMP-VERO13-18  
 Bender Wirth: 434 Typ L1



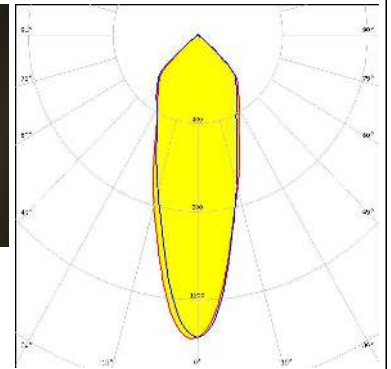

#### CITIZEN

LED CLU720/721/723  
 FWHM / FWTM 31.0° / 95.0°  
 Efficiency 94 %  
 Peak intensity 1.4 cd/lm  
 LEDs/each optic 1  
 Light colour White  
 Required components:  
 TE Connectivity: 2213254-2 + OPTIC CLIP Z50 TYPE1 2213194-1



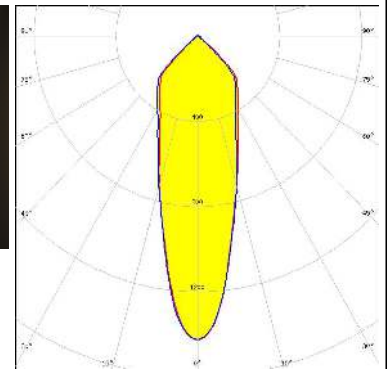

#### CITIZEN

LED CLU720/721/723  
 FWHM / FWTM 33.0° / 96.0°  
 Efficiency 91 %  
 Peak intensity 1.4 cd/lm  
 LEDs/each optic 1  
 Light colour White  
 Required components:  
 C13658\_CLAMP-VERO13-18



#### CITIZEN

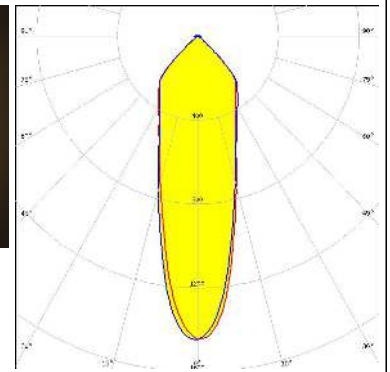

LED CLU720/721/723  
 FWHM / FWTM 26.0° / 92.0°  
 Efficiency 93 %  
 Peak intensity 1.6 cd/lm  
 LEDs/each optic 1  
 Light colour White  
 Required components:  
 IDEAL: 50-2103CT + 50-2100AN



#### OPTICAL RESULTS (MEASURED):

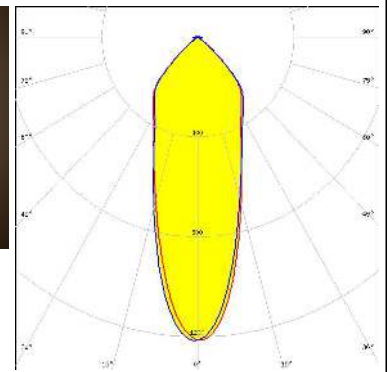

#### CITIZEN

LED CLU730/731/733  
 FWHM / FWTM 31.0° / 93.0°  
 Efficiency 91 %  
 Peak intensity 1.4 cd/lm  
 LEDs/each optic 1  
 Light colour White  
 Required components:  
 IDEAL: 50-2204-CT + 50-2100AN

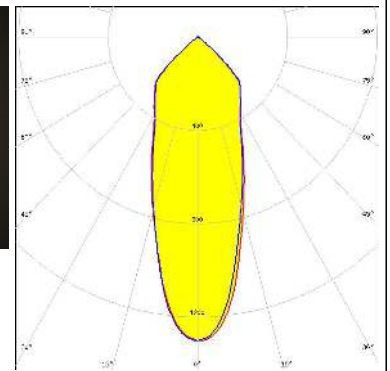



#### CITIZEN

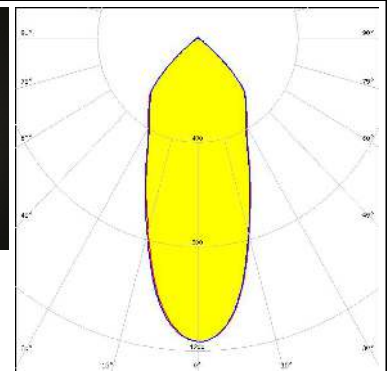

LED CLU730/731/733  
 FWHM / FWTM 35.0° / 95.0°  
 Efficiency 87 %  
 Peak intensity 1.2 cd/lm  
 LEDs/each optic 1  
 Light colour White  
 Required components:  
 F13671\_ANGE-RZ-LENS  
 IDEAL: 50-2204-CT + 50-2100AN




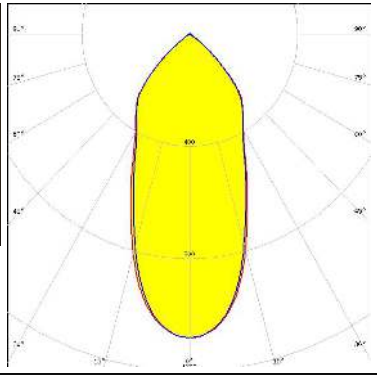

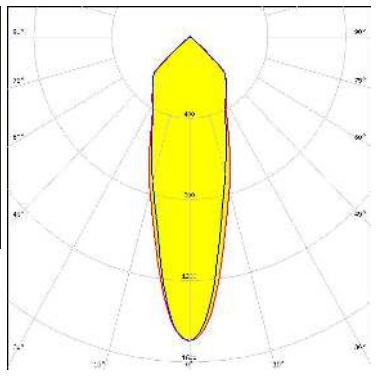

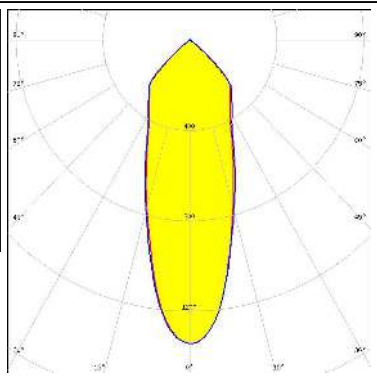

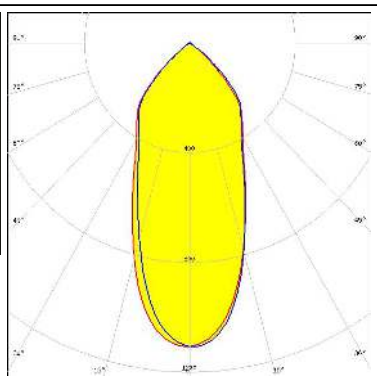
LED CMA1840  
 FWHM / FWTM 37.0° / 97.0°  
 Efficiency 94 %  
 Peak intensity 1.3 cd/lm  
 LEDs/each optic 1  
 Light colour White  
 Required components:  
 C14123\_CLAMP-CXA15-18




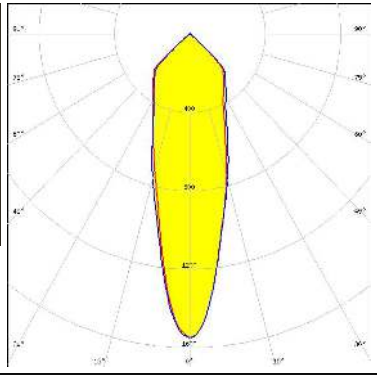

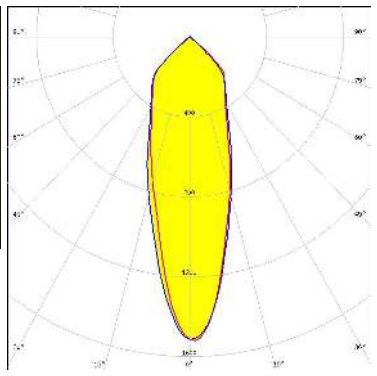

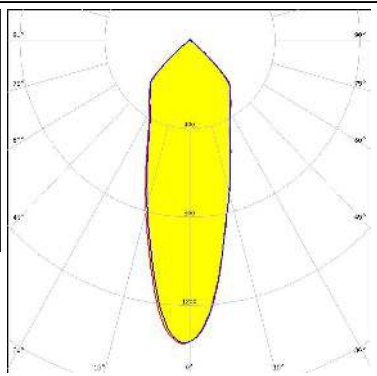

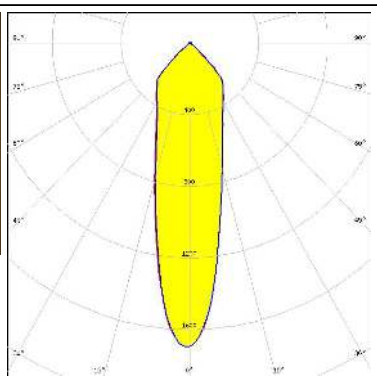
LED CMA2550  
 FWHM / FWTM 42.0° / 98.0°  
 Efficiency 94 %  
 Peak intensity 1.2 cd/lm  
 LEDs/each optic 1  
 Light colour White  
 Required components:  
 C14036\_CLAMP\_CXA25-30




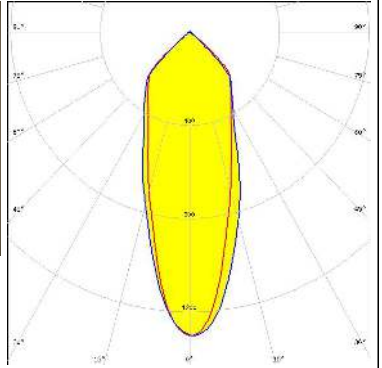

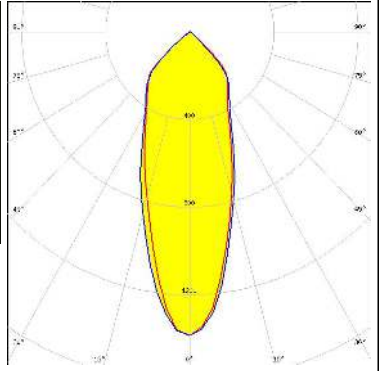

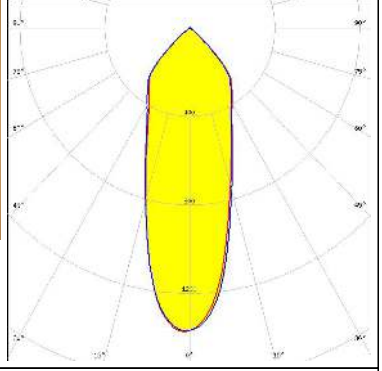

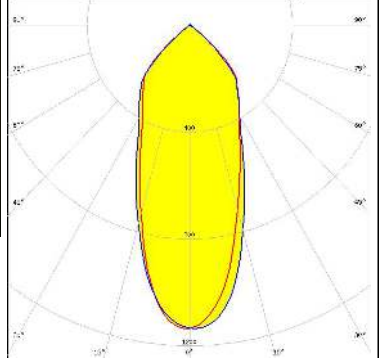
#### OPTICAL RESULTS (MEASURED):

<p><b>CREE</b> LEDs</p> <p>LED CMA3090            FWHM / FWTM 46.0° / 99.0°            Efficiency 94 %            Peak intensity 1.1 cd/m            LEDs/each optic 1            Light colour White            Required components:            C14036_CLAMP_CXA25-30</p>		
<p><b>CREE</b> LEDs</p> <p>LED CMT14xx            FWHM / FWTM 30.0° / 96.0°            Efficiency 93 %            Peak intensity 1.5 cd/m            LEDs/each optic 1            Light colour White            Required components:            C13658_CLAMP-VERO13-18            Bender Wirth: 434 Typ L1</p>		
<p><b>CREE</b> LEDs</p> <p>LED CMT19xx            FWHM / FWTM 36.0° / 97.0°            Efficiency 94 %            Peak intensity 1.3 cd/m            LEDs/each optic 1            Light colour White            Required components:            C13658_CLAMP-VERO13-18            Bender Wirth: 477 Typ L1</p>		
<p><b>CREE</b> LEDs</p> <p>LED CMT28xx            FWHM / FWTM 44.0° / 98.0°            Efficiency 94 %            Peak intensity 1.1 cd/m            LEDs/each optic 1            Light colour White            Required components:            C13584_CLAMP-VERO29            Bender Wirth: 471 Typ L3</p>		


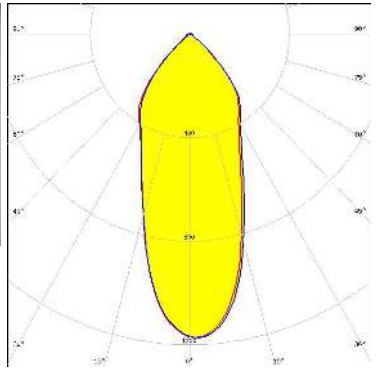

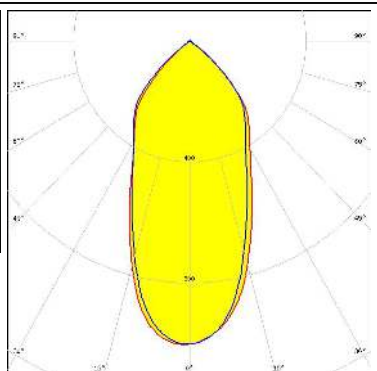

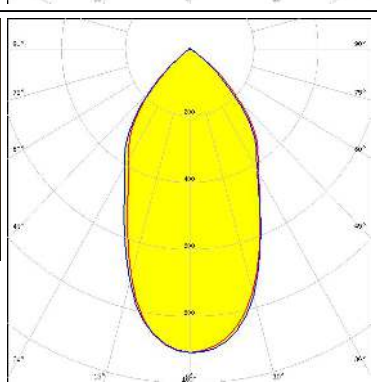


#### OPTICAL RESULTS (MEASURED):

<p><b>CREE</b> LEDs</p> <p>LED CXA/B 15xx            FWHM / FWTM 28.0° / 96.0°            Efficiency 92 %            Peak intensity 1.5 cd/m            LEDs/each optic 1            Light colour White</p> <p>Required components:            C13658_CLAMP-VERO13-18            Bender Wirth: 441 Typ L1</p>		
<p><b>CREE</b> LEDs</p> <p>LED CXA/B 15xx            FWHM / FWTM 33.0° / 96.0°            Efficiency 94 %            Peak intensity 1.5 cd/m            LEDs/each optic 1            Light colour White</p> <p>Required components:            C14123_CLAMP-CXA15-18</p>		
<p><b>CREE</b> LEDs</p> <p>LED CXA/B 1816 &amp; CXA/B 1820 &amp; CXA 1850            FWHM / FWTM 33.0° / 96.0°            Efficiency 92 %            Peak intensity 1.4 cd/m            LEDs/each optic 1            Light colour White</p> <p>Required components:            TE Connectivity: 2213401-2 + OPTIC CLIP Z50 TYPE1 2213194-1</p>		
<p><b>CREE</b> LEDs</p> <p>LED CXA/B 1816 &amp; CXA/B 1820 &amp; CXA 1850            FWHM / FWTM 26.0° / 92.0°            Efficiency 93 %            Peak intensity 1.7 cd/m            LEDs/each optic 1            Light colour White</p> <p>Required components:            IDEAL: 50-2101CR + 50-2100AN</p>		

### OPTICAL RESULTS (MEASURED):

<p><b>CREE</b> LEDs</p> <p>LED CXA/B 1816 &amp; CXA/B 1820 &amp; CXA 1850            FWHM / FWTM 36.0° / 97.0°            Efficiency 91 %            Peak intensity 1.3 cd/m            LEDs/each optic 1            Light colour White            Required components:            C13658_CLAMP-VERO13-18            Bender Wirth: 437 Typ L1</p>		
<p><b>CREE</b> LEDs</p> <p>LED CXA/B 1816 &amp; CXA/B 1820 &amp; CXA 1850            FWHM / FWTM 37.0° / 97.0°            Efficiency 94 %            Peak intensity 1.4 cd/m            LEDs/each optic 1            Light colour White            Required components:            C14123_CLAMP-CXA15-18</p>		
<p><b>CREE</b> LEDs</p> <p>LED CXA/B 25xx            FWHM / FWTM 34.0° / 94.0°            Efficiency 93 %            Peak intensity 1.4 cd/m            LEDs/each optic 1            Light colour White            Required components:            IDEAL: 50-2102CR + 50-2100AN</p>		
<p><b>CREE</b> LEDs</p> <p>LED CXA/B 25xx            FWHM / FWTM 42.0° / 98.0°            Efficiency 92 %            Peak intensity 1.1 cd/m            LEDs/each optic 1            Light colour White            Required components:            C14036_CLAMP_CXA25-30</p>		

### OPTICAL RESULTS (MEASURED):

<p><b>CREE</b> LEDs</p> <p>LED CXA/B 30xx            FWHM / FWTM 40.0° / 95.0°            Efficiency 93 %            Peak intensity 1.2 cd/lm            LEDs/each optic 1            Light colour White            Required components:            IDEAL: 50-2234C + 50-2100AN</p>		
<p><b>CREE</b> LEDs</p> <p>LED CXA/B 30xx            FWHM / FWTM 48.0° / 100.0°            Efficiency 91 %            Peak intensity 1 cd/lm            LEDs/each optic 1            Light colour White            Required components:            C14036_CLAMP_CXA25-30</p>		
<p><b>CREE</b> LEDs</p> <p>LED CXA/B 3590            FWHM / FWTM 54.0° / 101.0°            Efficiency 92 %            Peak intensity 0.9 cd/lm            LEDs/each optic 1            Light colour White            Required components:            IDEAL: 50-2303CR + 50-2300AN</p>		
<p><b>EVERLIGHT</b></p> <p>LED CHI3030 19W            FWHM / FWTM 43.0° / 90.0°            Efficiency 87 %            Peak intensity 1 cd/lm            LEDs/each optic 1            Light colour White            Required components:            C13584_CLAMP-VERO29            F13671_ANGE-RZ-LENS            Bender Wirth: 468 Typ L3</p>		




#### OPTICAL RESULTS (MEASURED):

#### EVERLIGHT

LED CHI3030 29W  
 FWHM / FWTM 52.0° / 90.0°  
 Efficiency 87 %  
 Peak intensity 1 cd/lm  
 LEDs/each optic 1  
 Light colour White

Required components:

C13584\_CLAMP-VERO29  
 F13671\_ANGE-RZ-LENS  
 Bender Wirth: 468 Typ L3

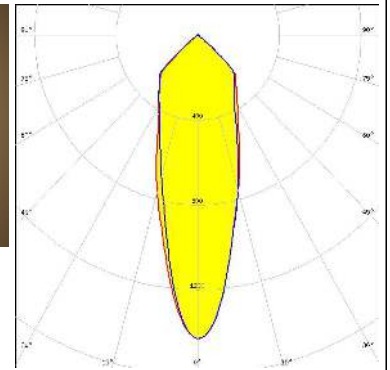



#### LUMILEDS

LED LUXEON CoB 1202/1203  
 FWHM / FWTM 32.0° / 96.0°  
 Efficiency 92 %  
 Peak intensity 1.4 cd/lm  
 LEDs/each optic 1  
 Light colour White

Required components:

C13658\_CLAMP-VERO13-18  
 Bender Wirth: 438 Typ L1

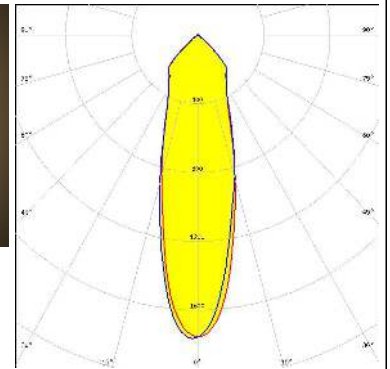



#### LUMILEDS

LED LUXEON CoB 1204/1205  
 FWHM / FWTM 30.0° / 93.0°  
 Efficiency 94 %  
 Peak intensity 1.8 cd/lm  
 LEDs/each optic 1  
 Light colour White

Required components:

TE Connectivity: 2213130-2 + OPTIC CLIP Z50 TYPE1 2213194-1

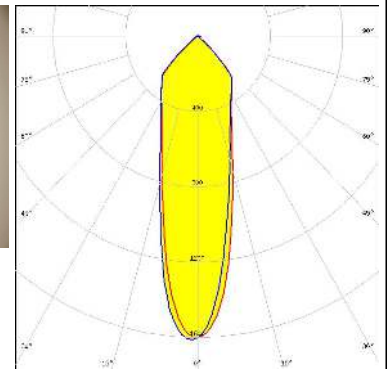



#### LUMILEDS


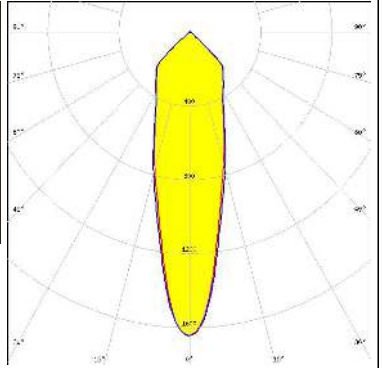

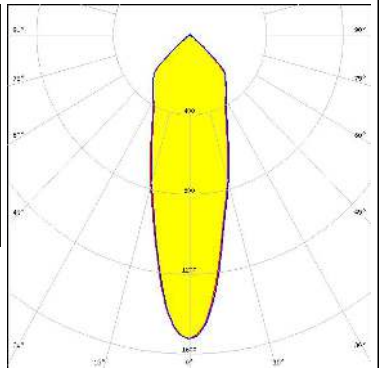

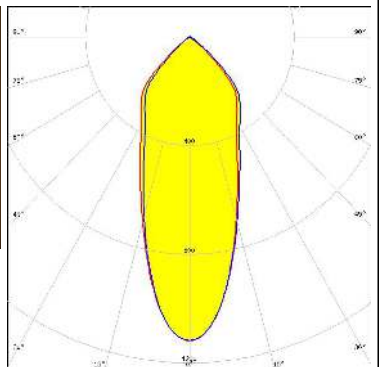

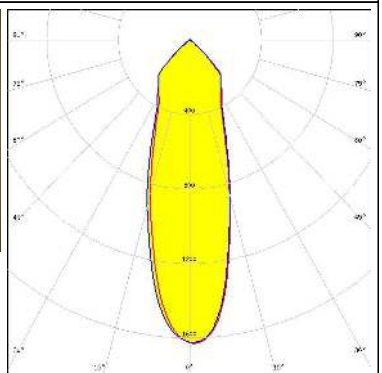
LED LUXEON CoB 1204/1205  
 FWHM / FWTM 28.0° / 92.0°  
 Efficiency 92 %  
 Peak intensity 1.6 cd/lm  
 LEDs/each optic 1  
 Light colour White

Required components:


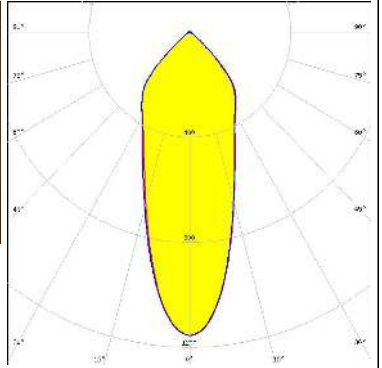

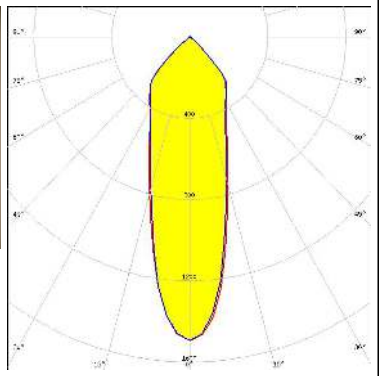

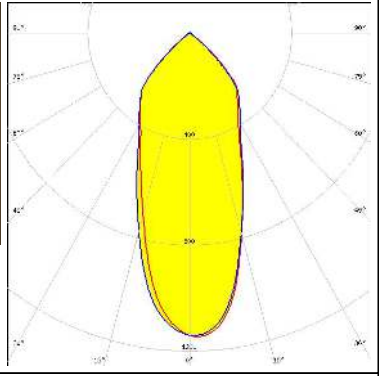

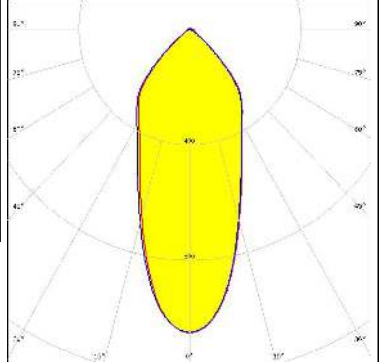
IDEAL: 50-2100SH + 50-2100AN




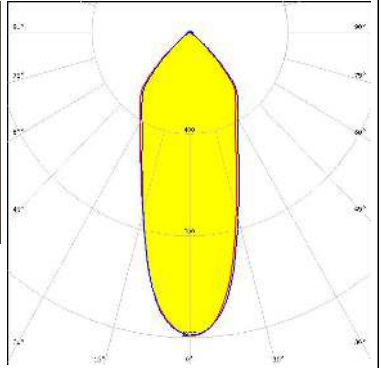

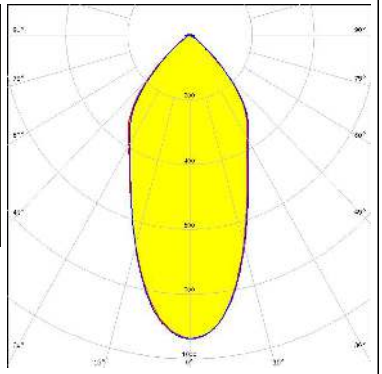

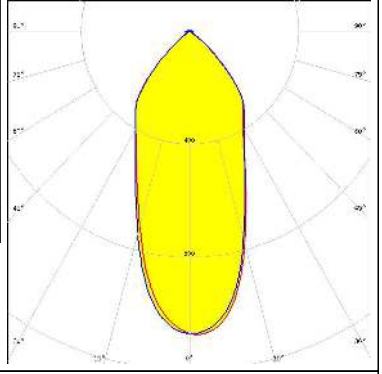

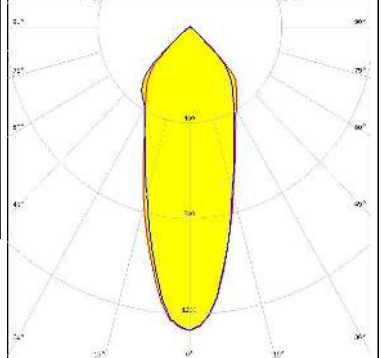
#### OPTICAL RESULTS (MEASURED):

<p><b>LUMILEDS</b></p> <p>LED LUXEON CoB 1204HD</p> <p>FWHM / FWTM 27.0° / 95.0°</p> <p>Efficiency 93 %</p> <p>Peak intensity 1.7 cd/m</p> <p>LEDs/each optic 1</p> <p>Light colour White</p> <p>Required components: TE Connectivity: 2213382-2 + OPTIC CLIP Z50 TYPE1 2213194-1</p>		
<p><b>LUMILEDS</b></p> <p>LED LUXEON CoB 1205HD</p> <p>FWHM / FWTM 30.0° / 95.0°</p> <p>Efficiency 93 %</p> <p>Peak intensity 1.5 cd/m</p> <p>LEDs/each optic 1</p> <p>Light colour White</p> <p>Required components: TE Connectivity: 2213382-2 + OPTIC CLIP Z50 TYPE1 2213194-1</p>		
<p><b>LUMILEDS</b></p> <p>LED LUXEON CoB 1208</p> <p>FWHM / FWTM 39.0° / 97.0°</p> <p>Efficiency 87 %</p> <p>Peak intensity 1.1 cd/m</p> <p>LEDs/each optic 1</p> <p>Light colour White</p> <p>Required components: F13671_ANGE-RZ-LENS TE Connectivity: 2213130-2 + OPTIC CLIP Z50 TYPE1 2213194-1</p>		
<p><b>LUMILEDS</b></p> <p>LED LUXEON CoB 1208</p> <p>FWHM / FWTM 32.0° / 93.0°</p> <p>Efficiency 93 %</p> <p>Peak intensity 1.6 cd/m</p> <p>LEDs/each optic 1</p> <p>Light colour White</p> <p>Required components: TE Connectivity: 2213130-2 + OPTIC CLIP Z50 TYPE1 2213194-1</p>		


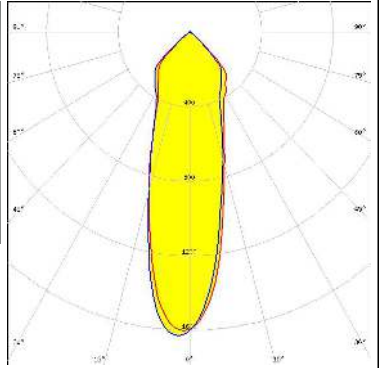

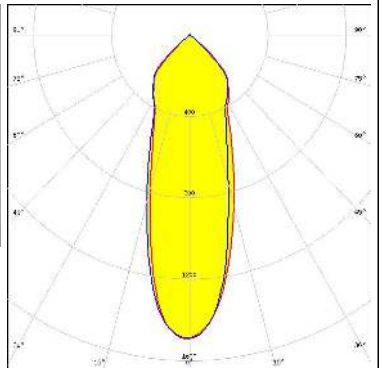

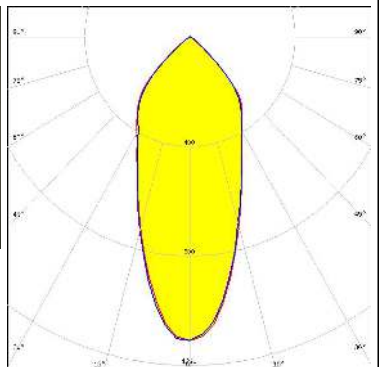

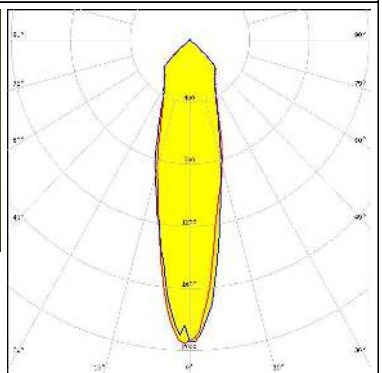
#### OPTICAL RESULTS (MEASURED):

<p><b>LUMILEDS</b></p> <p>LED LUXEON CoB 1208</p> <p>FWHM / FWTM 36.0° / 95.0°</p> <p>Efficiency 86 %</p> <p>Peak intensity 1.2 cd/m</p> <p>LEDs/each optic 1</p> <p>Light colour White</p> <p>Required components: F13671_ANGE-RZ-LENS IDEAL: 50-2100SH + 50-2100AN</p>		
<p><b>LUMILEDS</b></p> <p>LED LUXEON CoB 1208</p> <p>FWHM / FWTM 31.0° / 93.0°</p> <p>Efficiency 93 %</p> <p>Peak intensity 1.5 cd/m</p> <p>LEDs/each optic 1</p> <p>Light colour White</p> <p>Required components: IDEAL: 50-2100SH + 50-2100AN</p>		
<p><b>LUMILEDS</b></p> <p>LED LUXEON CoB 1211</p> <p>FWHM / FWTM 42.0° / 97.0°</p> <p>Efficiency 92 %</p> <p>Peak intensity 1.1 cd/m</p> <p>LEDs/each optic 1</p> <p>Light colour White</p> <p>Required components: C13584_CLAMP-VERO29 Bender Wirth: 431 Typ L3</p>		
<p><b>LUMILEDS</b></p> <p>LED LUXEON CoB 1211</p> <p>FWHM / FWTM 41.0° / 97.0°</p> <p>Efficiency 87 %</p> <p>Peak intensity 1.1 cd/m</p> <p>LEDs/each optic 1</p> <p>Light colour White</p> <p>Required components: F13671_ANGE-RZ-LENS IDEAL: 50-2204-CT + 50-2100AN</p>		


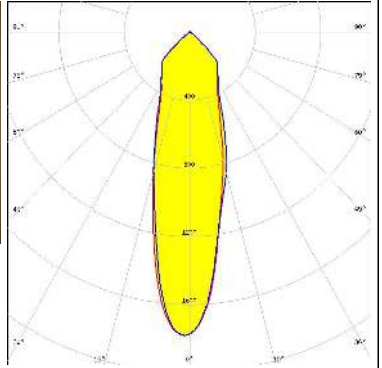

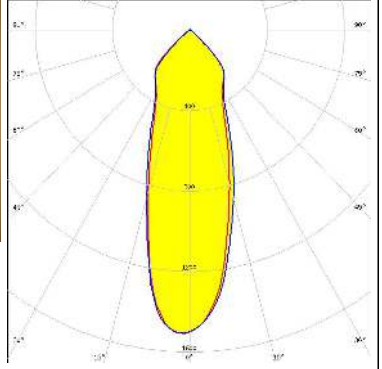

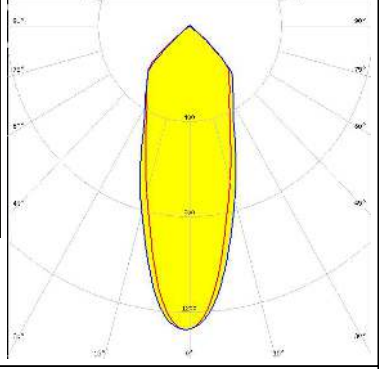

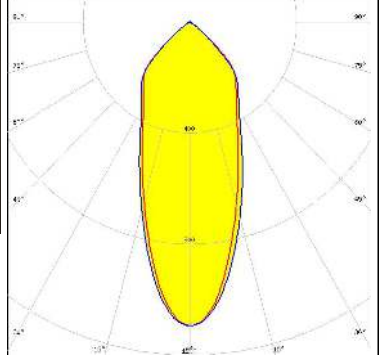
#### OPTICAL RESULTS (MEASURED):

<p><b>LUMILEDS</b></p> <p>LED LUXEON CoB 1211</p> <p>FWHM / FWTM 39.0° / 95.0°</p> <p>Efficiency 91 %</p> <p>Peak intensity 1.2 cd/m</p> <p>LEDs/each optic 1</p> <p>Light colour White</p> <p>Required components: IDEAL: 50-2204-CT + 50-2100AN</p>		
<p><b>LUMILEDS</b></p> <p>LED LUXEON CoB 1213/1216/1812</p> <p>FWHM / FWTM 48.0° / 99.0°</p> <p>Efficiency 87 %</p> <p>Peak intensity 0.9 cd/m</p> <p>LEDs/each optic 1</p> <p>Light colour White</p> <p>Required components: F13671_ANGE-RZ-LENS IDEAL: 50-2204-CT + 50-2100AN</p>		
<p><b>LUMILEDS</b></p> <p>LED LUXEON CoB 1213/1216/1812</p> <p>FWHM / FWTM 44.0° / 96.0°</p> <p>Efficiency 91 %</p> <p>Peak intensity 1.1 cd/m</p> <p>LEDs/each optic 1</p> <p>Light colour White</p> <p>Required components: IDEAL: 50-2204-CT + 50-2100AN</p>		
<p><b>LUMILEDS</b></p> <p>LED LUXEON K12</p> <p>FWHM / FWTM 37.0° / 96.0°</p> <p>Efficiency 89 %</p> <p>Peak intensity 1.3 cd/m</p> <p>LEDs/each optic 1</p> <p>Light colour White</p> <p>Required components: F13671_ANGE-RZ-LENS TE Connectivity: 2213134-2 + OPTIC CLIP Z50 TYPE1 2213194-1</p>		


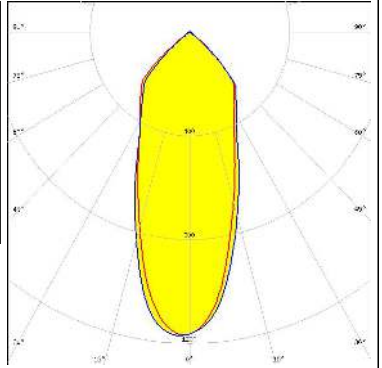

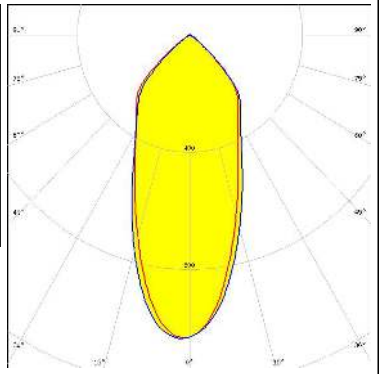

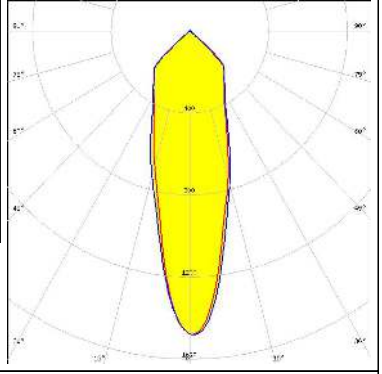

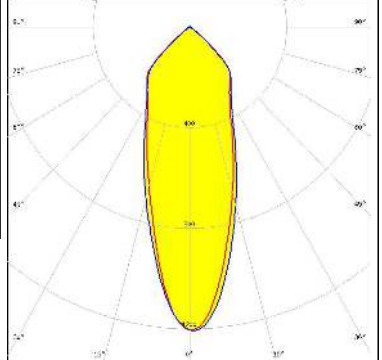
#### OPTICAL RESULTS (MEASURED):

<p><b>LUMILEDS</b></p> <p>LED LUXEON K12</p> <p>FWHM / FWTM 29.0° / 94.0°</p> <p>Efficiency 94 %</p> <p>Peak intensity 1.6 cd/m</p> <p>LEDs/each optic 1</p> <p>Light colour White</p> <p>Required components: TE Connectivity: 2213134-2 + OPTIC CLIP Z50 TYPE1 2213194-1</p>		
<p><b>LUMILEDS</b></p> <p>LED LUXEON K16</p> <p>FWHM / FWTM 32.0° / 95.0°</p> <p>Efficiency 94 %</p> <p>Peak intensity 1.5 cd/m</p> <p>LEDs/each optic 1</p> <p>Light colour White</p> <p>Required components: TE Connectivity: 2213134-2 + OPTIC CLIP Z50 TYPE1 2213194-1</p>		
<p><b>LUMILEDS</b></p> <p>LED LUXEON K16</p> <p>FWHM / FWTM 43.0° / 98.0°</p> <p>Efficiency 89 %</p> <p>Peak intensity 1.1 cd/m</p> <p>LEDs/each optic 1</p> <p>Light colour White</p> <p>Required components: F13671_ANGE-RZ-LENS TE Connectivity: 2213134-2 + OPTIC CLIP Z50 TYPE1 2213194-1</p>		
<p><b>LUMILEDS</b></p> <p>LED LUXEON S2000</p> <p>FWHM / FWTM 25.0° / 92.0°</p> <p>Efficiency 92 %</p> <p>Peak intensity 2 cd/m</p> <p>LEDs/each optic 1</p> <p>Light colour White</p> <p>Required components: C13395_CLAMP-S2000</p>		


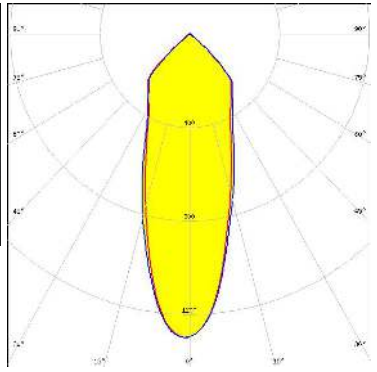

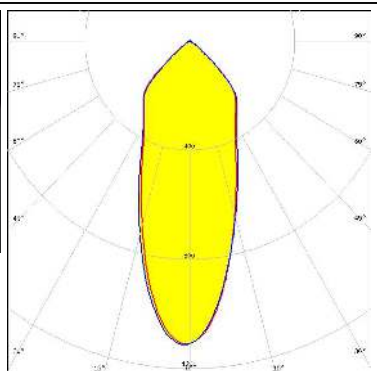

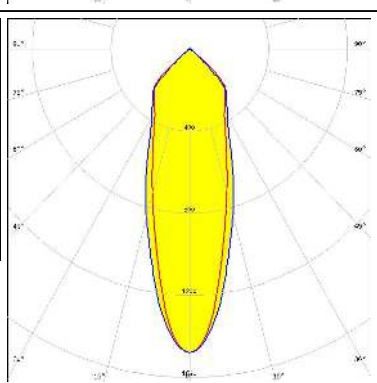

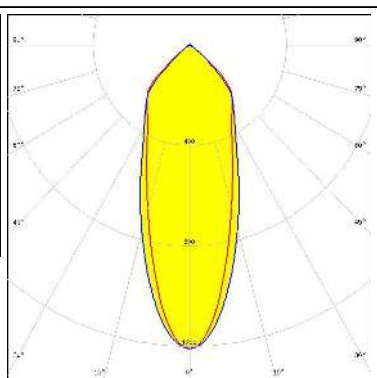
### OPTICAL RESULTS (MEASURED):

<p><b>LUMILEDS</b></p> <p>LED LUXEON S3000</p> <p>FWHM / FWTM 28.0° / 93.0°</p> <p>Efficiency 92 %</p> <p>Peak intensity 1.8 cd/m</p> <p>LEDs/each optic 1</p> <p>Light colour White</p> <p>Required components: C13397_CLAMP-S3000</p>		
<p><b>LUMILEDS</b></p> <p>LED LUXEON S5000</p> <p>FWHM / FWTM 33.0° / 94.0°</p> <p>Efficiency 92 %</p> <p>Peak intensity 1.5 cd/m</p> <p>LEDs/each optic 1</p> <p>Light colour White</p> <p>Required components: C13399_CLAMP-S5000</p>		
<p><b>LUMINUS</b></p> <p>LED CDM-14 (Dim-To-Warm)</p> <p>FWHM / FWTM 36.0° / 97.0°</p> <p>Efficiency 92 %</p> <p>Peak intensity 1.3 cd/m</p> <p>LEDs/each optic 1</p> <p>Light colour White</p> <p>Required components: C13658_CLAMP-VERO13-18 Bender Wirth: 491 Typ L2</p>		
<p><b>LUMINUS</b></p> <p>LED CDM-14 (Dim-To-Warm)</p> <p>FWHM / FWTM 40.0° / 99.0°</p> <p>Efficiency 88 %</p> <p>Peak intensity 1.1 cd/m</p> <p>LEDs/each optic 1</p> <p>Light colour White</p> <p>Required components: C13658_CLAMP-VERO13-18 F13671_ANGE-RZ-LENS Bender Wirth: 491 Typ L2</p>		

#### OPTICAL RESULTS (MEASURED):


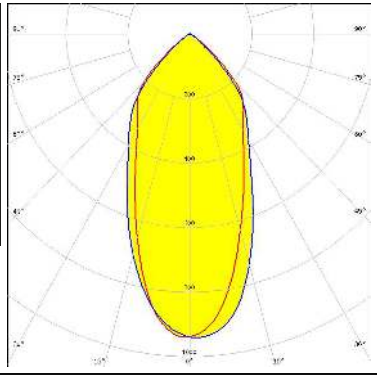

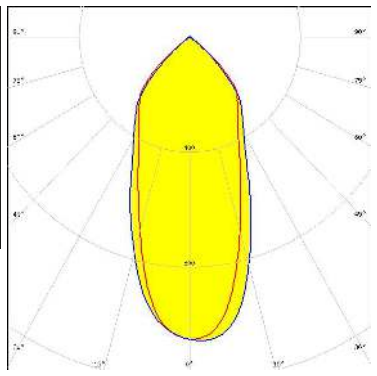

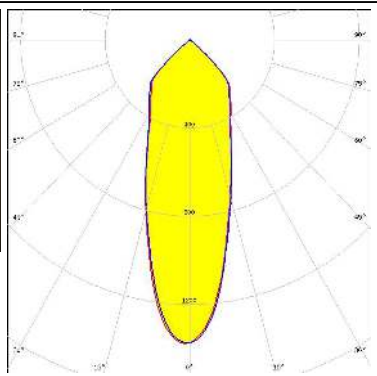

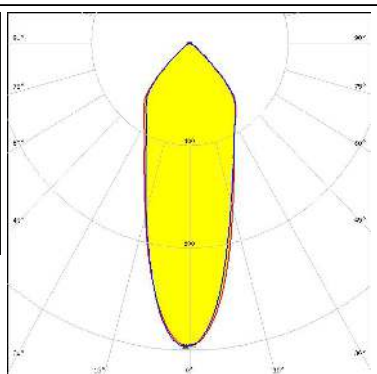
<p><b>LUMINUS</b></p> <p>LED CDM-18 (Dim-To-Warm)</p> <p>FWHM / FWTM 40.0° / 98.0°</p> <p>Efficiency 93 %</p> <p>Peak intensity 1.2 cd/lm</p> <p>LEDs/each optic 1</p> <p>Light colour White</p> <p>Required components: C13658_CLAMP-VERO13-18 Bender Wirth: 491 Typ L2</p>		
<p><b>LUMINUS</b></p> <p>LED CDM-18 (Dim-To-Warm)</p> <p>FWHM / FWTM 43.0° / 99.0°</p> <p>Efficiency 89 %</p> <p>Peak intensity 1 cd/lm</p> <p>LEDs/each optic 1</p> <p>Light colour White</p> <p>Required components: C13658_CLAMP-VERO13-18 F13671_ANGE-RZ-LENS Bender Wirth: 491 Typ L2</p>		
<p><b>LUMINUS</b></p> <p>LED CDM-9 (Dim-To-Warm)</p> <p>FWHM / FWTM 30.0° / 96.0°</p> <p>Efficiency 91 %</p> <p>Peak intensity 1.5 cd/lm</p> <p>LEDs/each optic 1</p> <p>Light colour White</p> <p>Required components: C13658_CLAMP-VERO13-18 Bender Wirth: 490 Typ L1</p>		
<p><b>LUMINUS</b></p> <p>LED CDM-9 (Dim-To-Warm)</p> <p>FWHM / FWTM 36.0° / 97.0°</p> <p>Efficiency 87 %</p> <p>Peak intensity 1.2 cd/lm</p> <p>LEDs/each optic 1</p> <p>Light colour White</p> <p>Required components: C13658_CLAMP-VERO13-18 F13671_ANGE-RZ-LENS Bender Wirth: 490 Typ L1</p>		

#### OPTICAL RESULTS (MEASURED):


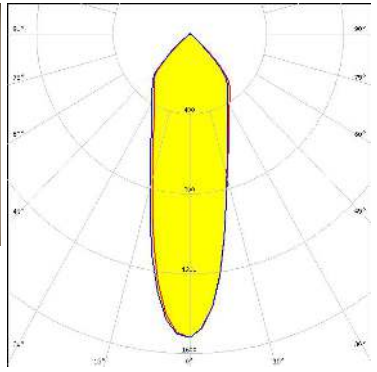

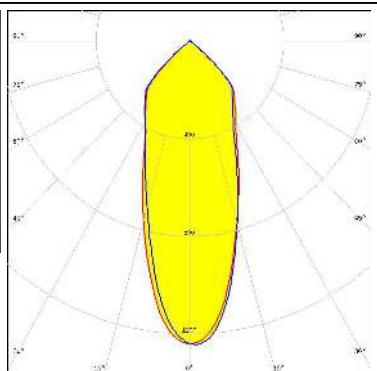

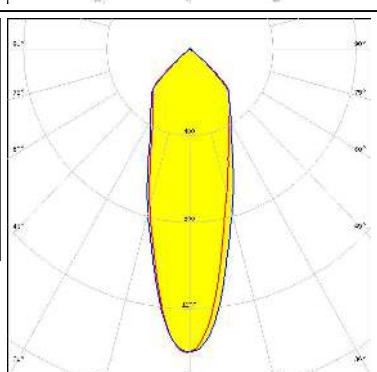

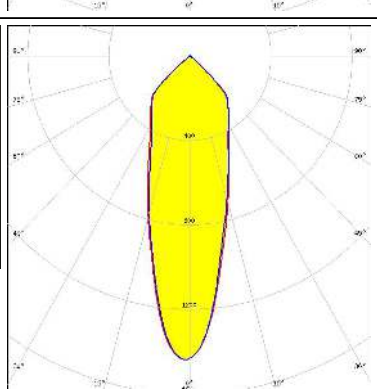
<p><b>LUMINUS</b></p> <p>LED CTM-14 (Tunable White)</p> <p>FWHM / FWTM 35.0° / 96.0°</p> <p>Efficiency 91 %</p> <p>Peak intensity 1.3 cd/m</p> <p>LEDs/each optic 1</p> <p>Light colour White</p> <p>Required components: C13584_CLAMP-VERO29 Bender Wirth: 442 Typ L3</p>		
<p><b>LUMINUS</b></p> <p>LED CTM-14 (Tunable White)</p> <p>FWHM / FWTM 39.0° / 98.0°</p> <p>Efficiency 86 %</p> <p>Peak intensity 1.1 cd/m</p> <p>LEDs/each optic 1</p> <p>Light colour White</p> <p>Required components: C13584_CLAMP-VERO29 F13671_ANGE-RZ-LENS Bender Wirth: 442 Typ L3</p>		
<p><b>LUMINUS</b></p> <p>LED CTM-14 RGBW</p> <p>FWHM / FWTM 33.0° / 96.0°</p> <p>Efficiency 93 %</p> <p>Peak intensity 1.5 cd/m</p> <p>LEDs/each optic 1</p> <p>Light colour RGBW</p> <p>Required components: C13584_CLAMP-VERO29 Bender Wirth: 500 Typ L3-1</p>		
<p><b>LUMINUS</b></p> <p>LED CTM-14 RGBW</p> <p>FWHM / FWTM 37.0° / 97.0°</p> <p>Efficiency 89 %</p> <p>Peak intensity 1.2 cd/m</p> <p>LEDs/each optic 1</p> <p>Light colour RGBW</p> <p>Required components: C13584_CLAMP-VERO29 F13671_ANGE-RZ-LENS Bender Wirth: 500 Typ L3-1</p>		




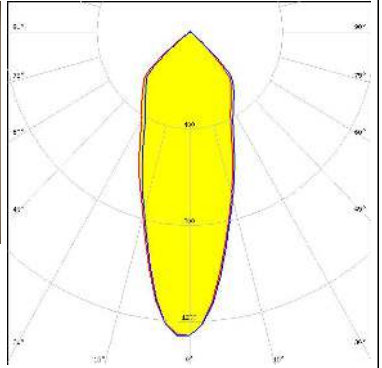

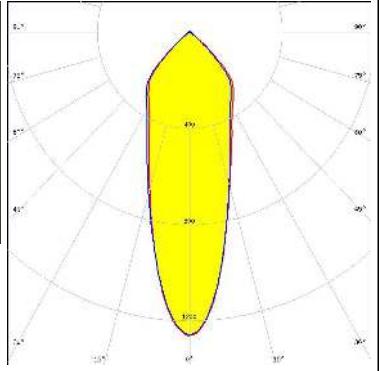

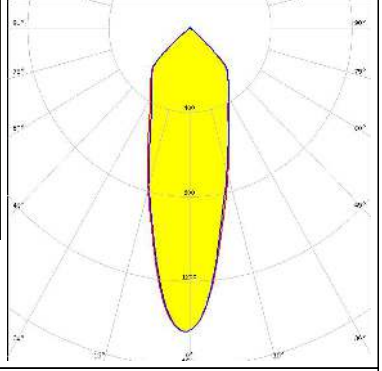

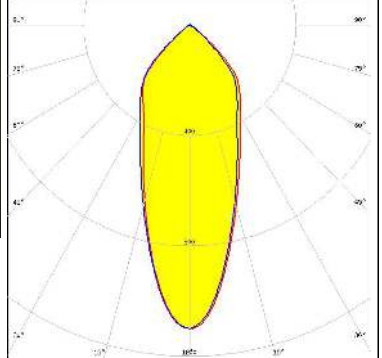
### OPTICAL RESULTS (MEASURED):

<p><b>LUMINUS</b></p> <p>LED CTM-22 (Tunable White)</p> <p>FWHM / FWTM 47.0° / 100.0°</p> <p>Efficiency 86 %</p> <p>Peak intensity 0.9 cd/lm</p> <p>LEDs/each optic 1</p> <p>Light colour White</p> <p>Required components: C13584_CLAMP-VERO29 F13671_ANGE-RZ-LENS Bender Wirth: 494 Typ L3</p>		
<p><b>LUMINUS</b></p> <p>LED CTM-22 (Tunable White)</p> <p>FWHM / FWTM 44.0° / 98.0°</p> <p>Efficiency 90 %</p> <p>Peak intensity 1.1 cd/lm</p> <p>LEDs/each optic 1</p> <p>Light colour White</p> <p>Required components: C13584_CLAMP-VERO29 Bender Wirth: 494 Typ L3</p>		
<p><b>LUMINUS</b></p> <p>LED CxM-14 (19x19)</p> <p>FWHM / FWTM 34.0° / 96.0°</p> <p>Efficiency 93 %</p> <p>Peak intensity 1.4 cd/lm</p> <p>LEDs/each optic 1</p> <p>Light colour White</p> <p>Required components: TE Connectivity: 2213254-2 + OPTIC CLIP Z50 TYPE1 2213194-1</p>		
<p><b>NICHIA</b></p> <p>LED COB J-Type</p> <p>FWHM / FWTM 36.0° / 95.0°</p> <p>Efficiency 87 %</p> <p>Peak intensity 1.2 cd/lm</p> <p>LEDs/each optic 1</p> <p>Light colour White</p> <p>Required components: F13671_ANGE-RZ-LENS IDEAL: 50-2103NC + 50-2100AN</p>		


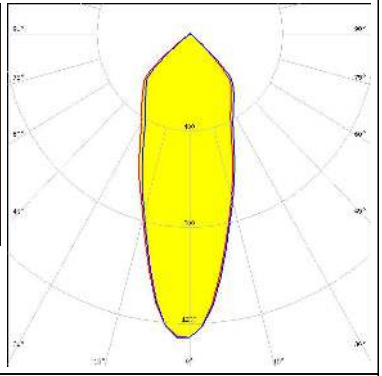

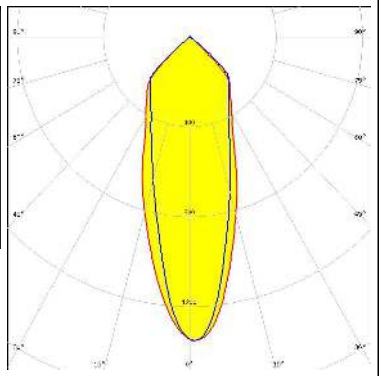

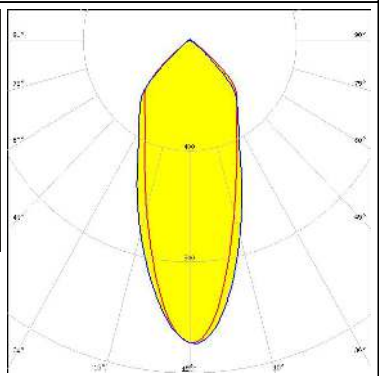

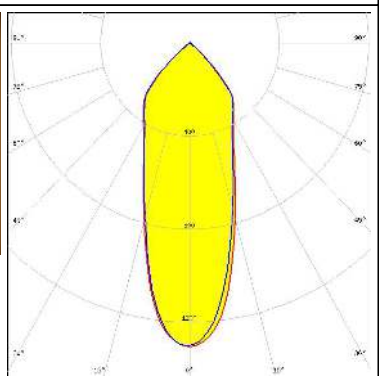
### OPTICAL RESULTS (MEASURED):

<p><b>NICHIA</b></p> <p>LED COB J-Type            FWHM / FWTM 31.0° / 93.0°            Efficiency 94 %            Peak intensity 1.5 cd/m            LEDs/each optic 1            Light colour White            Required components:            IDEAL: 50-2103NC + 50-2100AN</p>		
<p><b>NICHIA</b></p> <p>LED COB J-Type            FWHM / FWTM 38.0° / 97.0°            Efficiency 92 %            Peak intensity 1.2 cd/m            LEDs/each optic 1            Light colour White            Required components:            C13658_CLAMP-VERO13-18            Bender Wirth: 463 Typ L2</p>		
<p><b>NICHIA</b></p> <p>LED COB L-Type (LES 11)            FWHM / FWTM 32.0° / 36.0°            Efficiency 92 %            Peak intensity 1.4 cd/m            LEDs/each optic 1            Light colour White            Required components:            C13658_CLAMP-VERO13-18            Bender Wirth: 438 Typ L1</p>		
<p><b>NICHIA</b></p> <p>LED COB L-Type (LES 11)            FWHM / FWTM 31.0° / 95.0°            Efficiency 91 %            Peak intensity 1.4 cd/m            LEDs/each optic 1            Light colour White            Required components:            TE Connectivity: 2213382-2 + OPTIC CLIP Z50 TYPE1 2213194-1</p>		

### OPTICAL RESULTS (MEASURED):

<p><b>NICHIA</b></p> <p>LED COB L-Type (LES 11)            FWHM / FWTM 27.0° / 92.0°            Efficiency 91 %            Peak intensity 1.6 cd/m            LEDs/each optic 1            Light colour White            Required components:            IDEAL: 50-2100NC + 50-2100AN</p>		
<p><b>NICHIA</b></p> <p>LED COB L-Type (LES 11)            FWHM / FWTM 32.0° / 95.0°            Efficiency 86 %            Peak intensity 1.3 cd/m            LEDs/each optic 1            Light colour White            Required components:            F13671_ANGE-RZ-LENS            IDEAL: 50-2100NC + 50-2100AN</p>		
<p><b>NICHIA</b></p> <p>LED COB L-Type (LES 11)            FWHM / FWTM 32.0° / 95.0°            Efficiency 91 %            Peak intensity 1.4 cd/m            LEDs/each optic 1            Light colour White            Required components:            TE Connectivity: 2213382-2 + OPTIC CLIP Z50 TYPE1 2213194-1</p>		
<p><b>NICHIA</b></p> <p>LED COB L-Type (LES 11)            FWHM / FWTM 39.0° / 98.0°            Efficiency 86 %            Peak intensity 1.1 cd/m            LEDs/each optic 1            Light colour White            Required components:            F13671_ANGE-RZ-LENS            TE Connectivity: 2213382-2 + OPTIC CLIP Z50 TYPE1 2213194-1</p>		

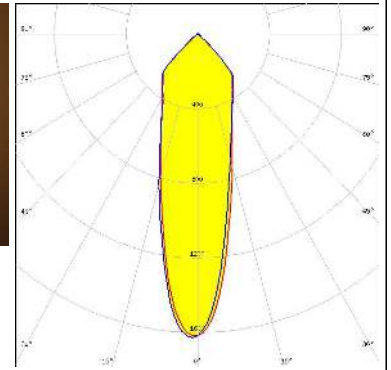
#### OPTICAL RESULTS (MEASURED):

<p><b>NICHIA</b></p> <p>LED COB L-Type (LES 11)</p> <p>FWHM / FWTM 37.0° / 98.0°</p> <p>Efficiency 94 %</p> <p>Peak intensity 1.3 cd/m</p> <p>LEDs/each optic 1</p> <p>Light colour White</p> <p>Required components: Molex: 180580-0005</p>		
<p><b>NICHIA</b></p> <p>LED NVCWJ024Z-V1MT: COB J-Type Tunable White</p> <p>FWHM / FWTM 38.0° / 98.0°</p> <p>Efficiency 92 %</p> <p>Peak intensity 1.4 cd/m</p> <p>LEDs/each optic 1</p> <p>Light colour White</p> <p>Required components: C13658_CLAMP-VERO13-18 Bender Wirth: 498 Typ L2</p>		
<p><b>NICHIA</b></p> <p>LED NVCWJ024Z-V1MT: COB J-Type Tunable White</p> <p>FWHM / FWTM 42.0° / 101.0°</p> <p>Efficiency 87 %</p> <p>Peak intensity 1.1 cd/m</p> <p>LEDs/each optic 1</p> <p>Light colour White</p> <p>Required components: C13658_CLAMP-VERO13-18 F13671_ANGE-RZ-LENS Bender Wirth: 498 Typ L2</p>		
<p><b>OSRAM</b></p> <p>LED PrevaLED Core AC (LEP-2000)</p> <p>FWHM / FWTM 36.0° / 94.0°</p> <p>Efficiency 93 %</p> <p>Peak intensity 1.3 cd/m</p> <p>LEDs/each optic 1</p> <p>Light colour White</p> <p>Required components: TE Connectivity: OPTIC CLIP Z50 TYPE1 2213194-1</p>		

#### OPTICAL RESULTS (MEASURED):

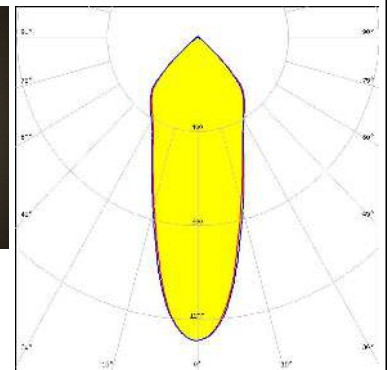
#### OSRAM

LED PrevaLED Core AC (LEP-800)  
 FWHM / FWTM 28.0° / 92.0°  
 Efficiency 93 %  
 Peak intensity 1.6 cd/m  
 LEDs/each optic 1  
 Light colour White  
 Required components:  
 TE Connectivity: OPTIC CLIP Z50 TYPE1 2213194-1



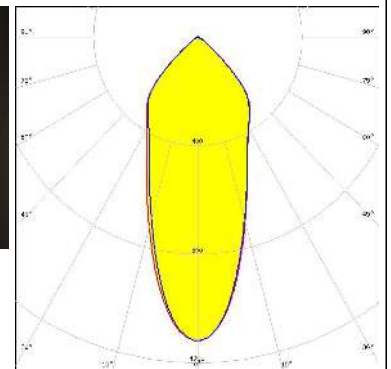

#### OSRAM

LED PrevaLED Core G7 L15 H1  
 FWHM / FWTM 36.0° / 96.0°  
 Efficiency 94 %  
 Peak intensity 1.3 cd/m  
 LEDs/each optic 1  
 Light colour White  
 Required components:  
 C16685\_CLAMP-PRV-A



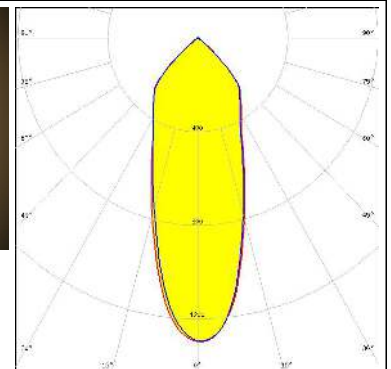

#### OSRAM

LED PrevaLED Core G7 L15 H1  
 FWHM / FWTM 40.0° / 97.0°  
 Efficiency 90 %  
 Peak intensity 1.1 cd/m  
 LEDs/each optic 1  
 Light colour White  
 Required components:  
 C16685\_CLAMP-PRV-A  
 F13671\_ANGE-RZ-LENS



#### OSRAM

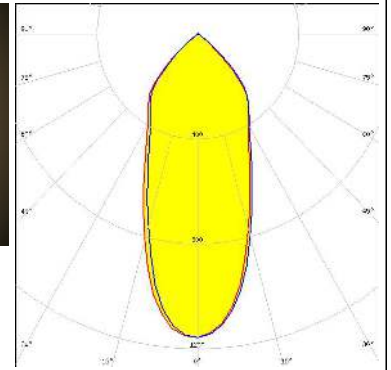

LED PrevaLED Core Z3 LES19  
 FWHM / FWTM 37.0° / 96.0°  
 Efficiency 93 %  
 Peak intensity 1.3 cd/m  
 LEDs/each optic 1  
 Light colour White  
 Required components:  
 TE Connectivity: OPTIC CLIP Z50 TYPE1 2213194-1



#### OPTICAL RESULTS (MEASURED):

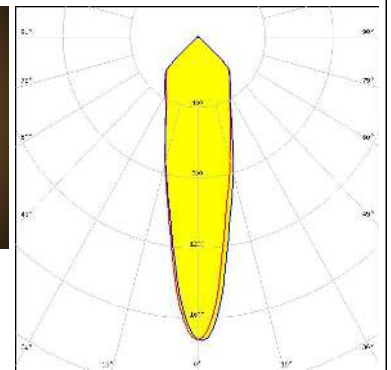

#### OSRAM

LED PrevaLED Core Z3 LES23  
 FWHM / FWTM 43.0° / 97.0°  
 Efficiency 94 %  
 Peak intensity 1.2 cd/lm  
 LEDs/each optic 1  
 Light colour White  
 Required components:  
 TE Connectivity: OPTIC CLIP Z50 TYPE1 2213194-1



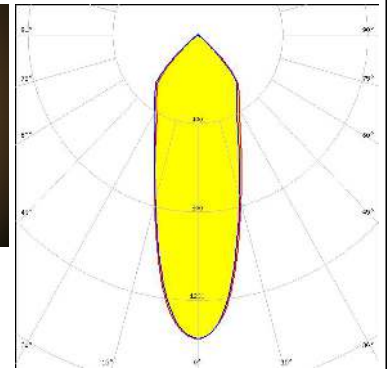

#### OSRAM

LED PrevaLED Core Z3 LES9  
 FWHM / FWTM 26.0° / 94.0°  
 Efficiency 93 %  
 Peak intensity 1.7 cd/lm  
 LEDs/each optic 1  
 Light colour White  
 Required components:  
 TE Connectivity: OPTIC CLIP Z50 TYPE1 2213194-1



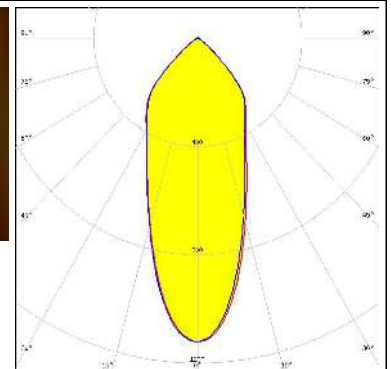

#### OSRAM

LED PrevaLED Core Z4 LES19  
 FWHM / FWTM 34.0° / 94.0°  
 Efficiency 93 %  
 Peak intensity 1.4 cd/lm  
 LEDs/each optic 1  
 Light colour White  
 Required components:  
 TE Connectivity: OPTIC CLIP Z50 TYPE1 2213194-1


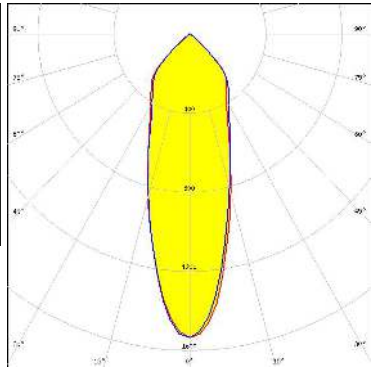

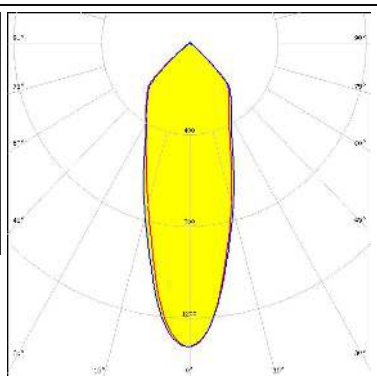

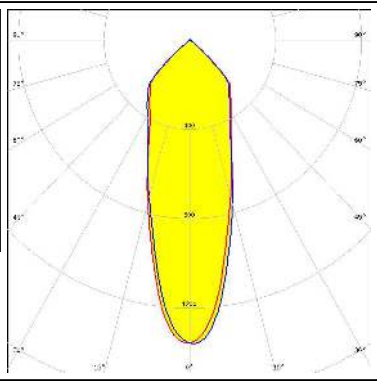

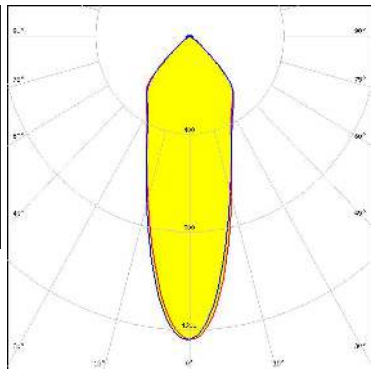


#### OSRAM


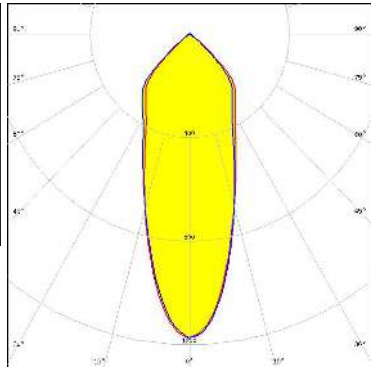

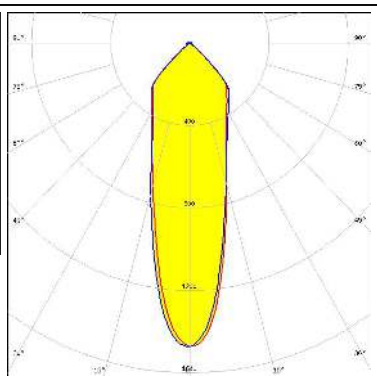

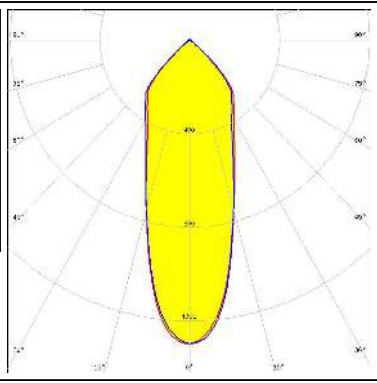

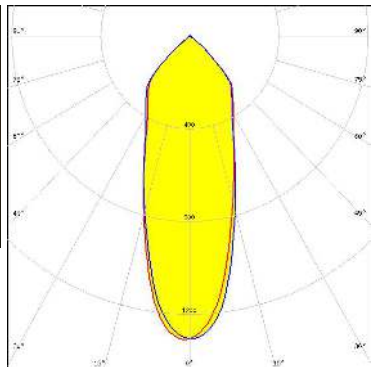
LED PrevaLED Core Z4 LES19  
 FWHM / FWTM 40.0° / 96.0°  
 Efficiency 88 %  
 Peak intensity 1.1 cd/lm  
 LEDs/each optic 1  
 Light colour White  
 Required components:  
 F13671\_ANGE-RZ-LENS  
 TE Connectivity: OPTIC CLIP Z50 TYPE1 2213194-1



### OPTICAL RESULTS (MEASURED):


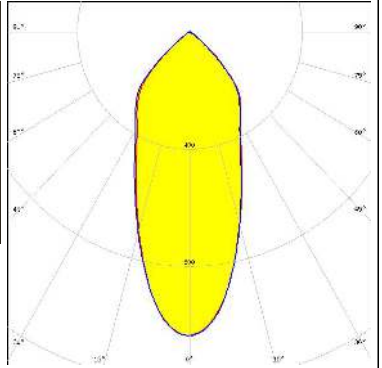

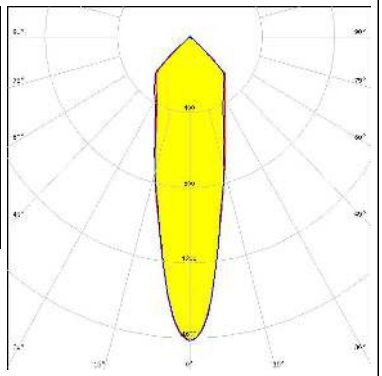

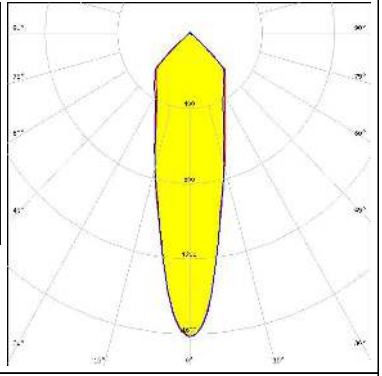

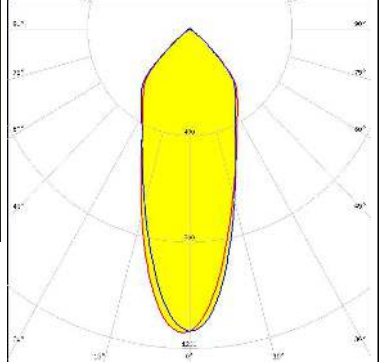
<p><b>OSRAM</b> Opto Semiconductors</p> <p>LED Soleriq S13</p> <p>FWHM / FWTM 34.0° / 95.0°</p> <p>Efficiency 94 %</p> <p>Peak intensity 1.5 cd/m</p> <p>LEDs/each optic 1</p> <p>Light colour White</p> <p>Required components: TE Connectivity: 2213401-2 + OPTIC CLIP Z50 TYPE1 2213194-1</p>		
<p><b>OSRAM</b> Opto Semiconductors</p> <p>LED Soleriq S13</p> <p>FWHM / FWTM 34.0° / 97.0°</p> <p>Efficiency 92 %</p> <p>Peak intensity 1.3 cd/m</p> <p>LEDs/each optic 1</p> <p>Light colour White</p> <p>Required components: C13658_CLAMP-VERO13-18 Bender Wirth: 437 Typ L1</p>		
<p><b>OSRAM</b> Opto Semiconductors</p> <p>LED Soleriq S13 19x19</p> <p>FWHM / FWTM 34.0° / 96.0°</p> <p>Efficiency 93 %</p> <p>Peak intensity 1.4 cd/m</p> <p>LEDs/each optic 1</p> <p>Light colour White</p> <p>Required components: TE Connectivity: 2213382-2 + OPTIC CLIP Z50 TYPE1 2213194-1</p>		
<p><b>OSRAM</b> Opto Semiconductors</p> <p>LED Soleriq S13 19x19</p> <p>FWHM / FWTM 34.0° / 95.0°</p> <p>Efficiency 87 %</p> <p>Peak intensity 1.2 cd/m</p> <p>LEDs/each optic 1</p> <p>Light colour White</p> <p>Required components: F13671_ANGE-RZ-LENS IDEAL: 50-2103CT + 50-2100AN</p>		

### OPTICAL RESULTS (MEASURED):

<p><b>OSRAM</b> Opto Semiconductors</p> <p>LED Soleriq S13 19x19</p> <p>FWHM / FWTM 37.0° / 97.0°</p> <p>Efficiency 87 %</p> <p>Peak intensity 1.2 cd/m</p> <p>LEDs/each optic 1</p> <p>Light colour White</p> <p>Required components: F13671_ANGE-RZ-LENS TE Connectivity: 2213254-2 + OPTIC CLIP Z50 TYPE1 2213194-1</p>		
<p><b>OSRAM</b> Opto Semiconductors</p> <p>LED Soleriq S13 19x19</p> <p>FWHM / FWTM 30.0° / 93.0°</p> <p>Efficiency 91 %</p> <p>Peak intensity 1.5 cd/m</p> <p>LEDs/each optic 1</p> <p>Light colour White</p> <p>Required components: IDEAL: 50-2103CT + 50-2100AN</p>		
<p><b>OSRAM</b> Opto Semiconductors</p> <p>LED Soleriq S19</p> <p>FWHM / FWTM 35.0° / 95.0°</p> <p>Efficiency 91 %</p> <p>Peak intensity 1.3 cd/m</p> <p>LEDs/each optic 1</p> <p>Light colour White</p> <p>Required components: C13584_CLAMP-VERO29 Bender Wirth: 462 Typ L3</p>		
<p><b>OSRAM</b> Opto Semiconductors</p> <p>LED Soleriq S19</p> <p>FWHM / FWTM 37.0° / 96.0°</p> <p>Efficiency 93 %</p> <p>Peak intensity 1.3 cd/m</p> <p>LEDs/each optic 1</p> <p>Light colour White</p> <p>Required components: TE Connectivity: 2213407-2 + OPTIC CLIP Z50 TYPE1 2213194-1</p>		



#### OPTICAL RESULTS (MEASURED):

<p><b>OSRAM</b> Opto Semiconductors</p> <p>LED Soleriq S19</p> <p>FWHM / FWTM 43.0° / 98.0°</p> <p>Efficiency 87 %</p> <p>Peak intensity 1 cd/m</p> <p>LEDs/each optic 1</p> <p>Light colour White</p> <p>Required components: F13671_ANGE-RZ-LENS TE Connectivity: 2213407-2 + OPTIC CLIP Z50 TYPE1 2213194-1</p>		
<p><b>PHILIPS</b></p> <p>LED Fortimo SLM L09 + SLM holder</p> <p>FWHM / FWTM 27.0° / 94.0°</p> <p>Efficiency 92 %</p> <p>Peak intensity 1.6 cd/m</p> <p>LEDs/each optic 1</p> <p>Light colour White</p> <p>Required components: TE Connectivity: OPTIC CLIP Z50 TYPE1 2213194-1</p>		
<p><b>PHILIPS</b></p> <p>LED Fortimo SLM L09 + SLM holder</p> <p>FWHM / FWTM 27.0° / 94.0°</p> <p>Efficiency 92 %</p> <p>Peak intensity 1.6 cd/m</p> <p>LEDs/each optic 1</p> <p>Light colour White</p> <p>Required components: TE Connectivity: OPTIC CLIP Z50 TYPE1 2213194-1</p>		
<p><b>PHILIPS</b></p> <p>LED Fortimo SLM L13 + SLM holder</p> <p>FWHM / FWTM 38.0° / 97.0°</p> <p>Efficiency 87 %</p> <p>Peak intensity 1.1 cd/m</p> <p>LEDs/each optic 1</p> <p>Light colour White</p> <p>Required components: F13671_ANGE-RZ-LENS TE Connectivity: OPTIC CLIP Z50 TYPE1 2213194-1</p>		

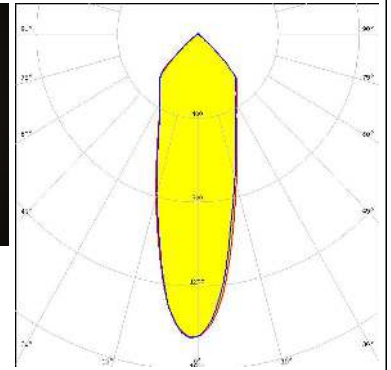

#### OPTICAL RESULTS (MEASURED):

#### PHILIPS

LED Fortimo SLM L13 + SLM holder  
 FWHM / FWTM 32.0° / 94.0°  
 Efficiency 91 %  
 Peak intensity 1.5 cd/m  
 LEDs/each optic 1  
 Light colour White

Required components:

TE Connectivity: OPTIC CLIP Z50 TYPE1 2213194-1

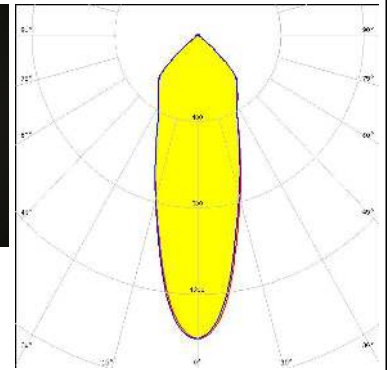



#### PHILIPS

LED Fortimo SLM L13 CoB  
 FWHM / FWTM 34.0° / 96.0°  
 Efficiency 94 %  
 Peak intensity 1.4 cd/m  
 LEDs/each optic 1  
 Light colour White

Required components:

TE Connectivity: 2213130-2 + OPTIC CLIP Z50 TYPE1 2213194-1



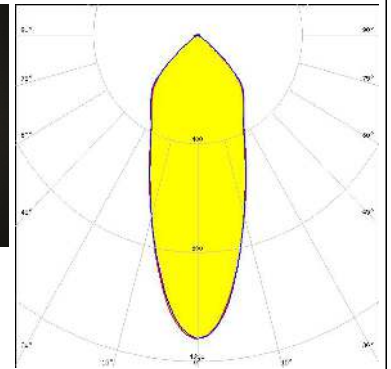

#### PHILIPS

LED Fortimo SLM L13 CoB  
 FWHM / FWTM 38.0° / 98.0°  
 Efficiency 87 %  
 Peak intensity 1.1 cd/m  
 LEDs/each optic 1  
 Light colour White

Required components:

F13671\_ANGE-RZ-LENS

TE Connectivity: 2213130-2 + OPTIC CLIP Z50 TYPE1 2213194-1

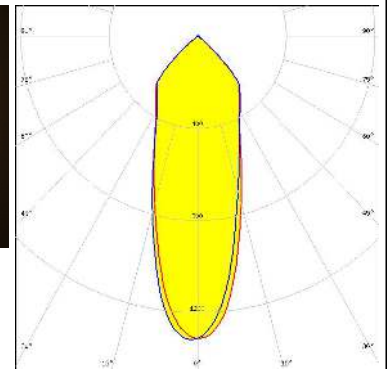



#### PHILIPS

LED Fortimo SLM L15 + SLM holder  
 FWHM / FWTM 35.0° / 95.0°  
 Efficiency 90 %  
 Peak intensity 1.3 cd/m  
 LEDs/each optic 1  
 Light colour White

Required components:

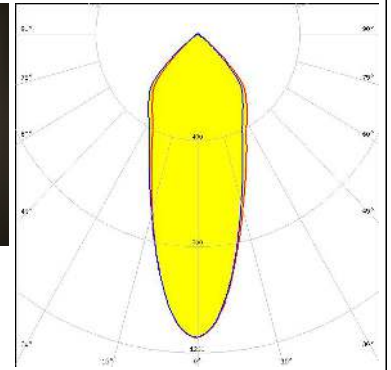

TE Connectivity: OPTIC CLIP Z50 TYPE1 2213194-1



#### OPTICAL RESULTS (MEASURED):

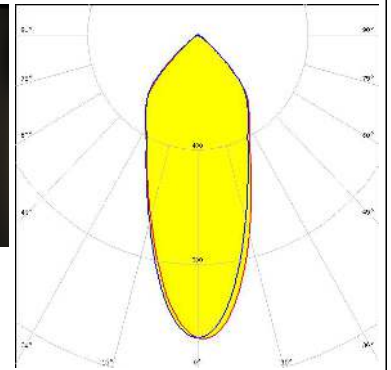
#### PHILIPS

LED Fortimo SLM L15 + SLM holder  
 FWHM / FWTM 37.0° / 97.0°  
 Efficiency 87 %  
 Peak intensity 1.1 cd/lm  
 LEDs/each optic 1  
 Light colour White  
 Required components:  
 F13671\_ANGE-RZ-LENS  
 TE Connectivity: OPTIC CLIP Z50 TYPE1 2213194-1



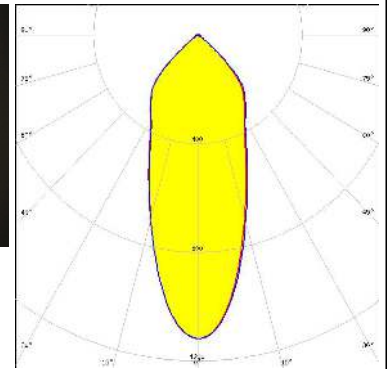

#### PHILIPS

LED Fortimo SLM L15 + SLM holder  
 FWHM / FWTM 41.0° / 97.0°  
 Efficiency 86 %  
 Peak intensity 1 cd/lm  
 LEDs/each optic 1  
 Light colour White  
 Required components:  
 F13671\_ANGE-RZ-LENS  
 TE Connectivity: OPTIC CLIP Z50 TYPE1 2213194-1



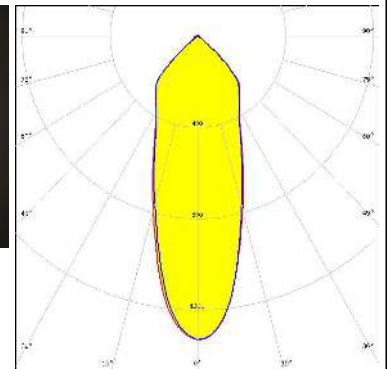

#### PHILIPS

LED Fortimo SLM L15 CoB  
 FWHM / FWTM 39.0° / 98.0°  
 Efficiency 88 %  
 Peak intensity 1.1 cd/lm  
 LEDs/each optic 1  
 Light colour White  
 Required components:  
 F13671\_ANGE-RZ-LENS  
 TE Connectivity: 2213130-2 + OPTIC CLIP Z50 TYPE1 2213194-1



#### PHILIPS

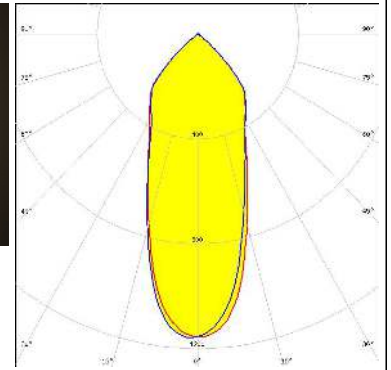

LED Fortimo SLM L15 CoB  
 FWHM / FWTM 36.0° / 96.0°  
 Efficiency 93 %  
 Peak intensity 1.3 cd/lm  
 LEDs/each optic 1  
 Light colour White  
 Required components:  
 TE Connectivity: 2213130-2 + OPTIC CLIP Z50 TYPE1 2213194-1



#### OPTICAL RESULTS (MEASURED):

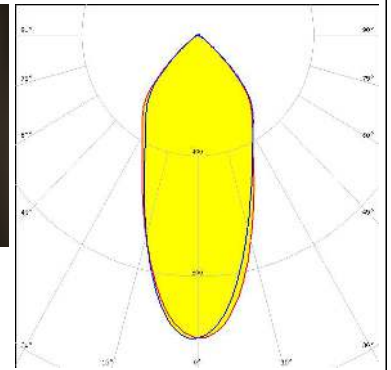
### PHILIPS

LED Fortimo SLM L19 + SLM holder  
 FWHM / FWTM 40.0° / 96.0°  
 Efficiency 89 %  
 Peak intensity 1.2 cd/lm  
 LEDs/each optic 1  
 Light colour White  
 Required components:  
 TE Connectivity: OPTIC CLIP Z50 TYPE1 2213194-1



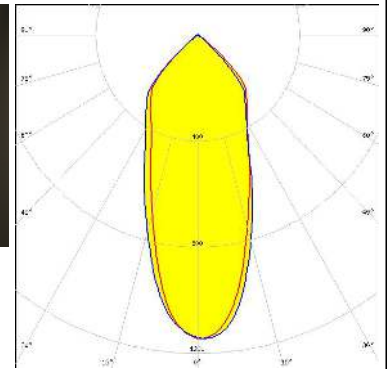

### PHILIPS

LED Fortimo SLM L19 + SLM holder  
 FWHM / FWTM 44.0° / 98.0°  
 Efficiency 87 %  
 Peak intensity 1 cd/lm  
 LEDs/each optic 1  
 Light colour White  
 Required components:  
 F13671\_ANGE-RZ-LENS  
 TE Connectivity: OPTIC CLIP Z50 TYPE1 2213194-1



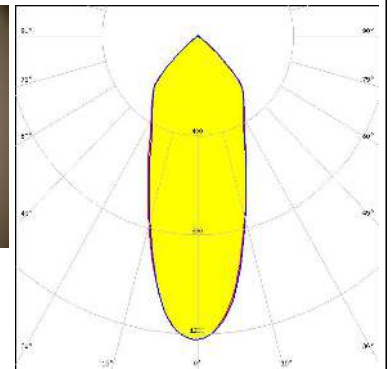

### SAMSUNG

LED LC026B / 033B / 040B  
 FWHM / FWTM 41.0° / 98.0°  
 Efficiency 92 %  
 Peak intensity 1.1 cd/lm  
 LEDs/each optic 1  
 Light colour White  
 Required components:  
 C13658\_CLAMP-VERO13-18  
 Bender Wirth: 450 Typ L2



### SAMSUNG

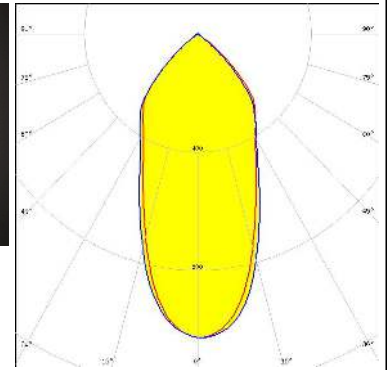
LED LC026B / 033B / 040B  
 FWHM / FWTM 39.0° / 97.0°  
 Efficiency 93 %  
 Peak intensity 1.2 cd/lm  
 LEDs/each optic 1  
 Light colour White  
 Required components:  
 TE Connectivity: 2213258-2 + OPTIC CLIP Z50 TYPE1 2213194-1



#### OPTICAL RESULTS (MEASURED):

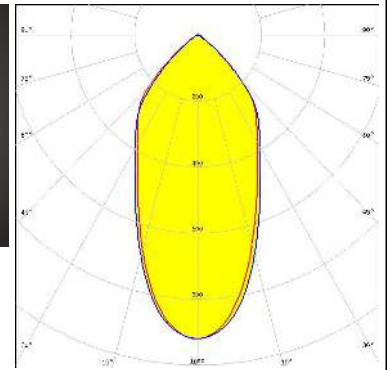

### SAMSUNG

LED LC035T (Tunable white)  
 FWHM / FWTM 47.0° / 97.0°  
 Efficiency 93 %  
 Peak intensity 1 cd/lm  
 LEDs/each optic 1  
 Light colour Tunable White  
 Required components:  
 C13584\_CLAMP-VERO29  
 Bender Wirth: 502 Typ L3



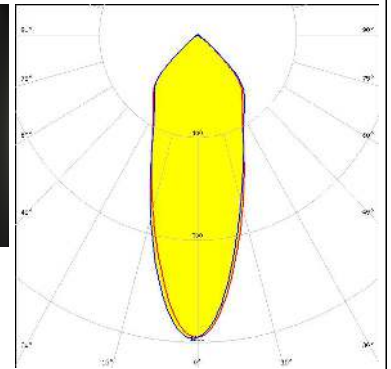

### SAMSUNG

LED LC035T (Tunable white)  
 FWHM / FWTM 50.0° / 101.0°  
 Efficiency 88 %  
 Peak intensity 0.9 cd/lm  
 LEDs/each optic 1  
 Light colour Tunable White  
 Required components:  
 C13584\_CLAMP-VERO29  
 F13671\_ANGE-RZ-LENS  
 Bender Wirth: 502 Typ L3



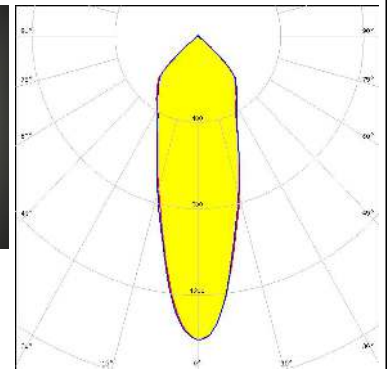

### SAMSUNG

LED LC040C  
 FWHM / FWTM 37.0° / 97.0°  
 Efficiency 88 %  
 Peak intensity 1.2 cd/lm  
 LEDs/each optic 1  
 Light colour White  
 Required components:  
 F13671\_ANGE-RZ-LENS  
 TE Connectivity: 2213382-2 + OPTIC CLIP Z50 TYPE1 2213194-1


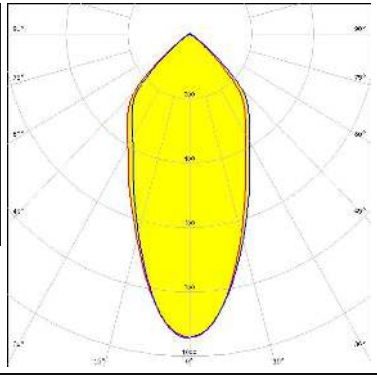

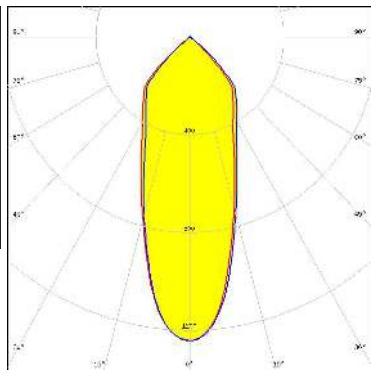

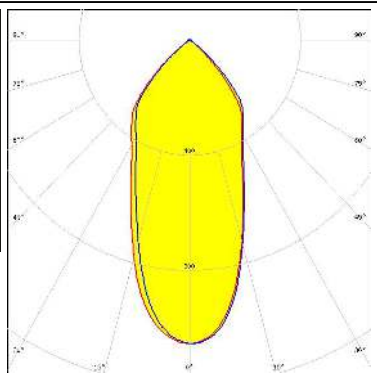

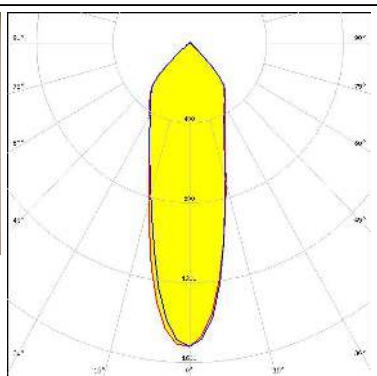


### SAMSUNG

LED LC040C  
 FWHM / FWTM 32.0° / 95.0°  
 Efficiency 91 %  
 Peak intensity 1.4 cd/lm  
 LEDs/each optic 1  
 Light colour White  
 Required components:  
 TE Connectivity: 2213382-2 + OPTIC CLIP Z50 TYPE1 2213194-1



### OPTICAL RESULTS (MEASURED):

<p><b>SEOUL SEMICONDUCTOR</b></p> <p>LED AC Zhaga COB            FWHM / FWTM 47.0° / 101.0°            Efficiency 88 %            Peak intensity 0.9 cd/lm            LEDs/each optic 1            Light colour White            Required components:            F13671_ANGE-RZ-LENS            Optosource: SEHSMJD-A</p>		
<p><b>SEOUL SEMICONDUCTOR</b></p> <p>LED MJT COB LES 14.5            FWHM / FWTM 38.0° / 96.0°            Efficiency 92 %            Peak intensity 1.2 cd/lm            LEDs/each optic 1            Light colour White            Required components:            TE Connectivity: 2213254-2 + OPTIC CLIP Z50 TYPE1 2213194-1</p>		
<p><b>SEOUL SEMICONDUCTOR</b></p> <p>LED MJT COB LES 22            FWHM / FWTM 44.0° / 97.0°            Efficiency 90 %            Peak intensity 1.1 cd/lm            LEDs/each optic 1            Light colour White            Required components:            C13584_CLAMP-VERO29            Bender Wirth: 431 Typ L3</p>		
<p><b>SHARP</b></p> <p>LED Mega Zenigata (GW6DME)            FWHM / FWTM 30.0° / 92.0°            Efficiency 93 %            Peak intensity 1.5 cd/lm            LEDs/each optic 1            Light colour White            Required components:            IDEAL: 50-2100SH + 50-2100AN</p>		

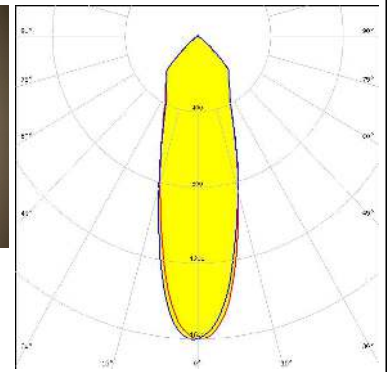

#### OPTICAL RESULTS (MEASURED):

### SHARP

LED Mega Zenigata (GW6DME)  
 FWHM / FWTM 32.0° / 93.0°  
 Efficiency 92 %  
 Peak intensity 1.6 cd/lm  
 LEDs/each optic 1  
 Light colour White

Required components:

TE Connectivity: 2213130-2 + OPTIC CLIP Z50 TYPE1 2213194-1



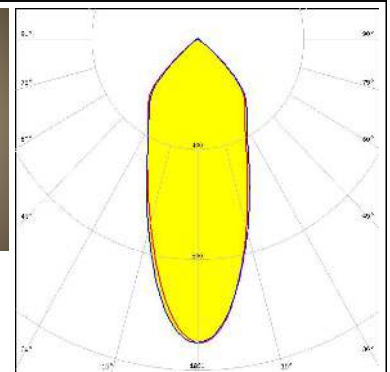
### SHARP

LED Mega Zenigata (GW6DME)  
 FWHM / FWTM 40.0° / 98.0°  
 Efficiency 88 %  
 Peak intensity 1.1 cd/lm  
 LEDs/each optic 1  
 Light colour White

Required components:

F13671\_ANGE-RZ-LENS

TE Connectivity: 2213130-2 + OPTIC CLIP Z50 TYPE1 2213194-1

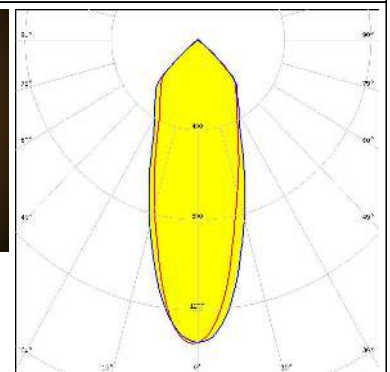



### VS LIGHTING SOLUTIONS

LED WU-M-461  
 FWHM / FWTM 35.0° / 96.0°  
 Efficiency 93 %  
 Peak intensity 1.4 cd/lm  
 LEDs/each optic 1  
 Light colour White

Required components:

TE Connectivity: OPTIC CLIP Z50 TYPE1 2213194-1

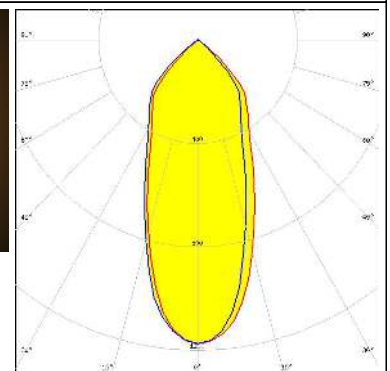



### VS LIGHTING SOLUTIONS


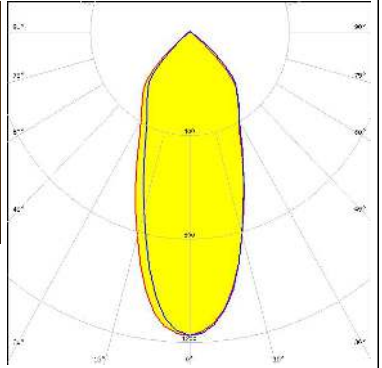

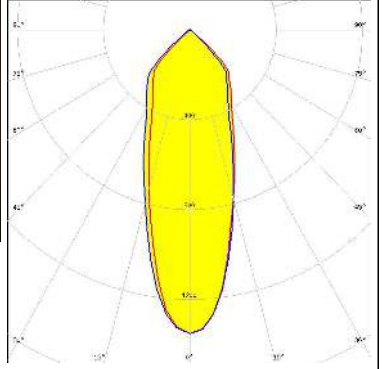

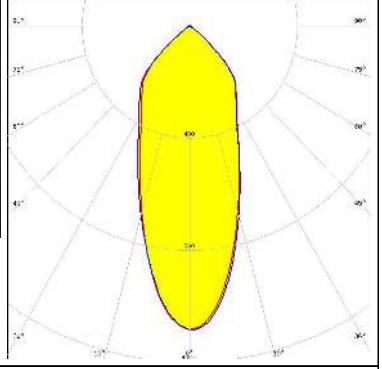

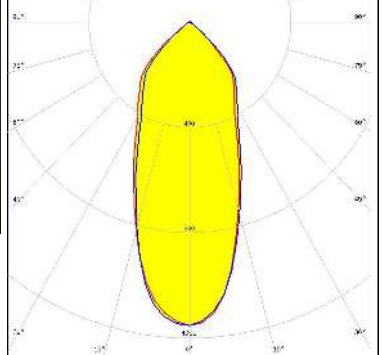
LED WU-M-462  
 FWHM / FWTM 42.0° / 98.0°  
 Efficiency 93 %  
 Peak intensity 1.2 cd/lm  
 LEDs/each optic 1  
 Light colour White

Required components:

TE Connectivity: OPTIC CLIP Z50 TYPE1 2213194-1



#### OPTICAL RESULTS (MEASURED):

<p><b>VS LIGHTING SOLUTIONS</b></p> <p>LED WU-M-464            FWHM / FWTM 42.0° / 97.0°            Efficiency 93 %            Peak intensity 1.2 cd/lm            LEDs/each optic 1            Light colour White</p> <p>Required components:            TE Connectivity: OPTIC CLIP Z50 TYPE1 2213194-1</p>		
<p><b>VS LIGHTING SOLUTIONS</b></p> <p>LED WU-M-484            FWHM / FWTM 36.0° / 96.0°            Efficiency 93 %            Peak intensity 1.4 cd/lm            LEDs/each optic 1            Light colour White</p> <p>Required components:            TE Connectivity: OPTIC CLIP Z50 TYPE1 2213194-1</p>		
<p><b>VS LIGHTING SOLUTIONS</b></p> <p>LED WU-M-484            FWHM / FWTM 40.0° / 98.0°            Efficiency 86 %            Peak intensity 1.1 cd/lm            LEDs/each optic 1            Light colour White</p> <p>Required components:            F13671_ANGE-RZ-LENS            TE Connectivity: OPTIC CLIP Z50 TYPE1 2213194-1</p>		
<p><b>VS LIGHTING SOLUTIONS</b></p> <p>LED WU-M-485            FWHM / FWTM 43.0° / 98.0°            Efficiency 93 %            Peak intensity 1.2 cd/lm            LEDs/each optic 1            Light colour White</p> <p>Required components:            TE Connectivity: OPTIC CLIP Z50 TYPE1 2213194-1</p>		



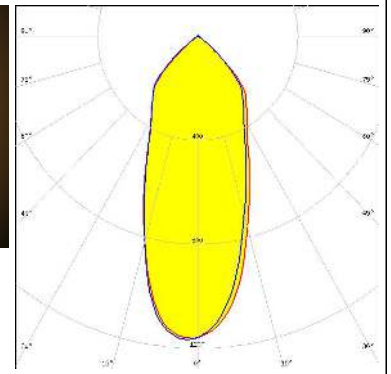

### OPTICAL RESULTS (MEASURED):




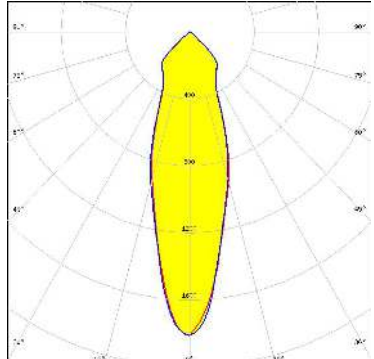

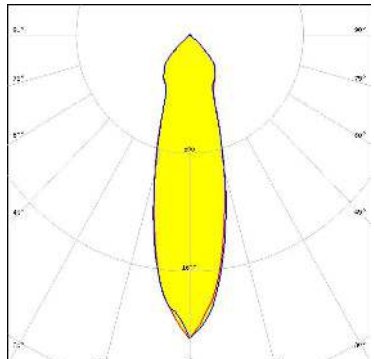

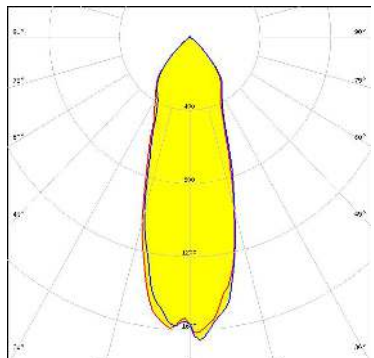

LED WU-M-486  
FWHM / FWTM 42.0° / 98.0°  
Efficiency 92 %  
Peak intensity 1.2 cd/lm  
LEDs/each optic 1  
Light colour White

Required components:




TE Connectivity: OPTIC CLIP Z50 TYPE1 2213194-1



#### OPTICAL RESULTS (SIMULATED):

<p></p> <p>LED V10 Gen7            FWHM / FWTM 31.0° / 93.0°            Efficiency 93 %            Peak intensity 1.8 cd/lm            LEDs/each optic 1            Light colour White            Required components:            C13658_CLAMP-VERO13-18            Bender Wirth: 486 Typ L1</p>	
<p></p> <p>LED V13 Gen7            FWHM / FWTM 28.0° / 88.0°            Efficiency 93 %            Peak intensity 2.1 cd/lm            LEDs/each optic 1            Light colour White            Required components:            IDEAL: 50-2103CT + 50-2100AN</p>	
<p></p> <p>LED V22 Gen7            FWHM / FWTM 34.0° / 88.0°            Efficiency 94 %            Peak intensity 1.7 cd/lm            LEDs/each optic 1            Light colour White            Required components:            IDEAL: 50-2204-CT + 50-2100AN</p>	
<p></p> <p>LED CxM-14 (19x19)            FWHM / FWTM 37.0° / 97.0°            Efficiency 91 %            Peak intensity 1.3 cd/lm            LEDs/each optic 1            Light colour White            Required components:            C13658_CLAMP-VERO13-18            Bender Wirth: 433 Typ L1</p>	

### OPTICAL RESULTS (SIMULATED):

	
LED	CxM-9 (13.5x13.5)
FWHM / FWTM	31.0° / 96.0°
Efficiency	92 %
Peak intensity	1.4 cd/lm
LEDs/each optic	1
Light colour	White
Required components: C13658_CLAMP-VERO13-18 Bender Wirth: 434 Typ L1	
	
LED	ZC12/18
FWHM / FWTM	37.0° / 97.0°
Efficiency	92 %
Peak intensity	2.3 cd/lm
LEDs/each optic	1
Light colour	White
Required components: C13658_CLAMP-VERO13-18 Bender Wirth: 433 Typ L1	
	
LED	ZC4/6
FWHM / FWTM	31.0° / 96.0°
Efficiency	92 %
Peak intensity	1.4 cd/lm
LEDs/each optic	1
Light colour	White
Required components: C13658_CLAMP-VERO13-18 Bender Wirth: 434 Typ L1	

### GENERAL INFORMATION:

NOTE: The typical beam angle will be changed by different color, chip size and chip position tolerance. The typical total beam angle is the full angle measured where the luminous intensity is half of the peak value.

Due to use of high power COB's with this product, special attention to proper thermal design is highly recommended. LEDiL has no liability for direct, indirect or consecutive damages arising from the LEDiL products being used outside of the recommended temperature range.

### MATERIALS:

As part of our continuous research and improvement processes, and to ensure the best possible quality and availability of our products, LEDiL reserves the right to change material grades without notice.

### PRODUCT DATA USER AGREEMENT AND DISCLAIMER:

The measured data in the provided downloadable LEDiL Product Datasheets and Mechanical 2D-Drawings is rounded and provided as reference for planning. LEDiL Oy's optical specifications have been verified by conducting performance testing of the products in accordance with the company's quality system. The reported data are averaged results of multiple measurements with typical variation. LEDiL Oy reserves the right to without prior notification make changes and improvements to its products.

LEDiL Oy assumes neither warranty, nor guarantee nor any other liability of any kind for the contents and correctness of the provided data. The provided data has been generated with highest diligence but the provided data may in reality not represent the complete possible variation range of all intrinsic parameters. Therefore, in certain cases a deviation from the provided data could occur.

LEDiL Oy reserves the right to undertake technical changes of its products without further notification which could lead to changes in the provided data. LEDiL Oy assumes no liability of any kind for the possible deviation from any provided data or any other damage resulting from the usage of the provided data.

The user agrees to this disclaimer and user agreement with the download or usage of the provided files.

#### LEDiL Oy

Joensuunkatu 13  
FI-24240 SALO  
Finland

#### LEDiL Inc.

228 West Page Street  
Suite D  
Sycamore IL 60178  
USA

#### Ledil Optics Technology (Shenzhen) Co., Ltd.

# 405 , Block B  
Casic Motor Building  
Shenzhen 518057  
P.R.CHINA

#### Local sales and technical support

[www.ledil.com/  
where\\_to\\_buy](http://www.ledil.com/where_to_buy)

#### Shipping locations

Salo, Finland  
Hong Kong, China

#### Distribution Partners

[www.ledil.com/  
where\\_to\\_buy](http://www.ledil.com/where_to_buy)