

SAW Filter 2441.80MHz

Model: TA0532A

Part No: MA07741

REV. NO.: 1

A. MAXIMUM RATING:

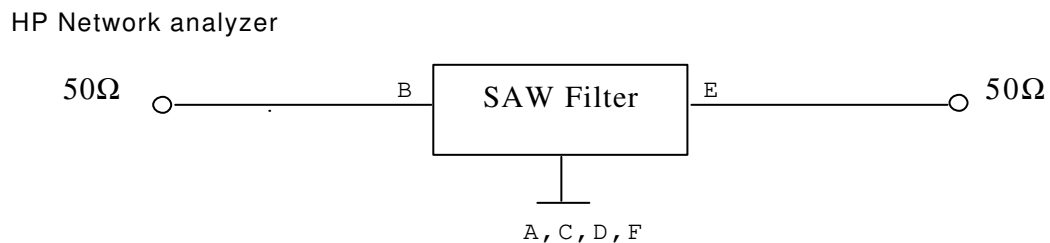
1. Input Power Level: 10 dBm
2. DC voltage: 3 V
3. Operating Temperature: -30°C to +75°C
4. Storage Temperature: -40°C to +85°C

B. ELECTRICAL CHARACTERISTICS:

Item	Min.	Typ.	Max.
Center frequency Fc (dB)	-	2441.8	-
Insertion loss (2400~2483.5 MHz) IL (dB)	-	2.1	5.0
Amplitude ripple (2400~2483.5 MHz) (dB)	-	0.9	3.0
Attenuation (Reference level from 0 dB)			
D.C. ~ 1700 MHz (dB)	20.0	29.0	-
1700 ~ 2200 MHz (dB)	25.0	30.0	-
2544 ~ 2627 MHz (dB)	40.0	45.0	-
2700 ~ 3100 MHz (dB)	30.0	40.0	-
3100 ~ 4000 MHz (dB)	20.0	32.0	-
4000 ~ 5000 MHz (dB)	10.0	15.0	-
VSWR (2400~2483.5 MHz)	-	1.8	2.6
Source impedance Zs (Ω)	-	50	-
Load impedance ZL (Ω)	-	50	-

Note1. The standard definitions is in JIS C 6703

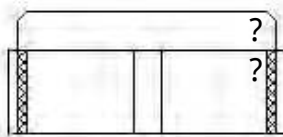
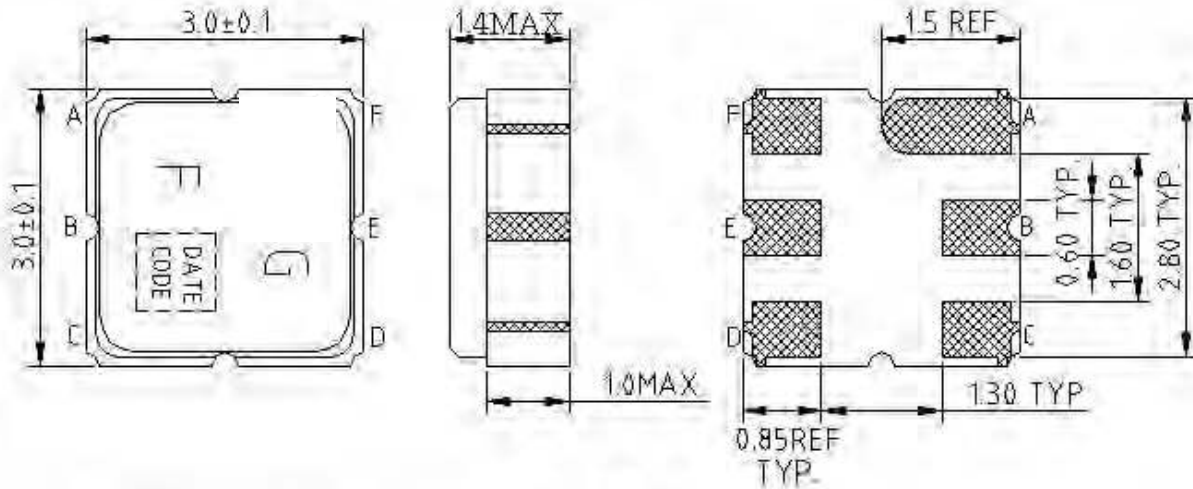
C. MEASUREMENT CIRCUIT:



SAW Filter 2441.80MHz
Part No: MA07741

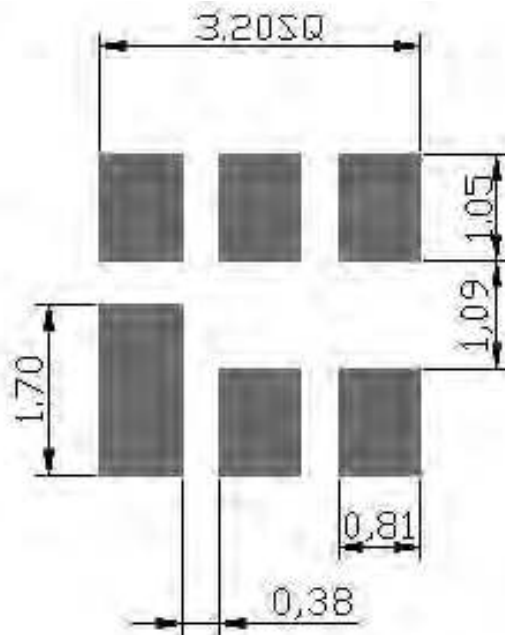
Model: TA0532A
REV. NO.: 1

D. OUTLINE DRAWING:



B INPUT
 E OUTPUT
 A,C,D,F GROUND
 DIMENSION : mm

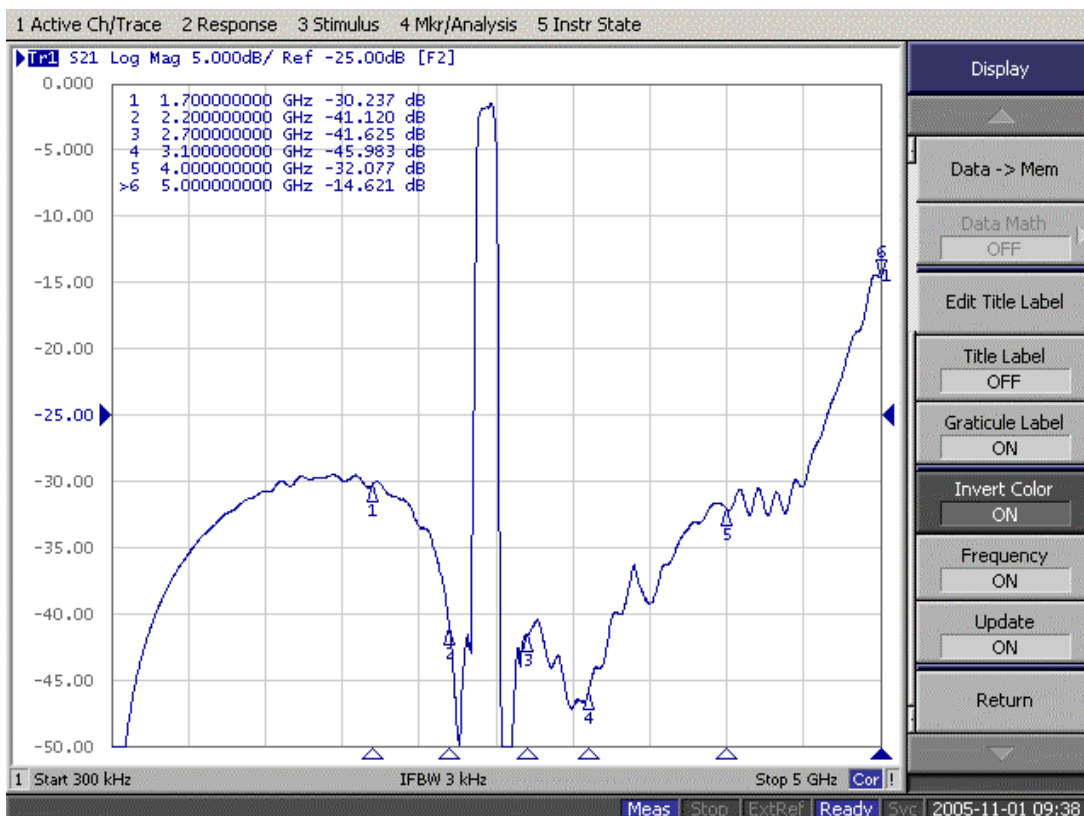
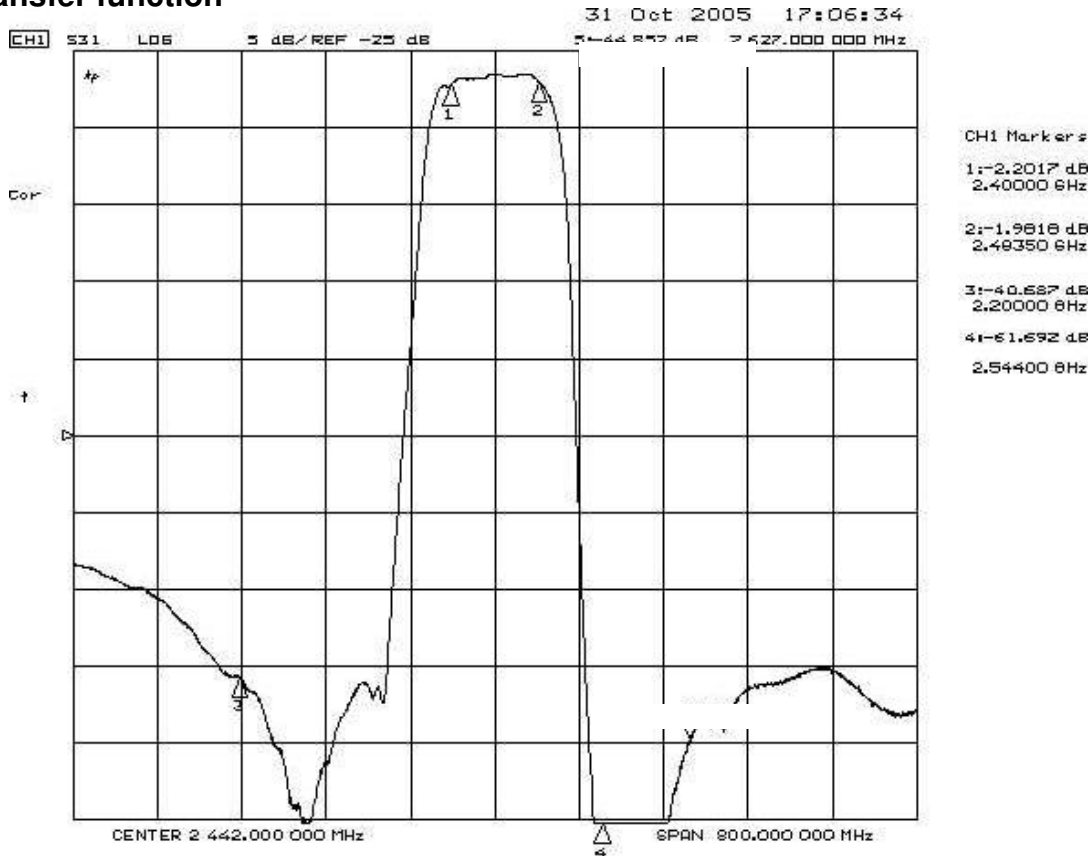
E. PCB Footprint:



SAW Filter 2441.80MHz
Part No: MA07741

Model: TA0532A
REV. NO.: 1

F. Frequency Characteristics:
Transfer function

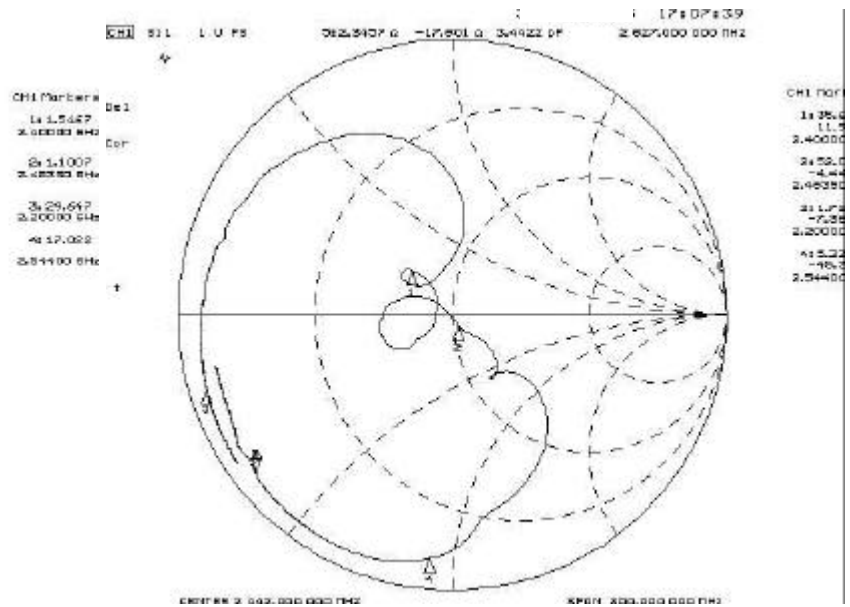
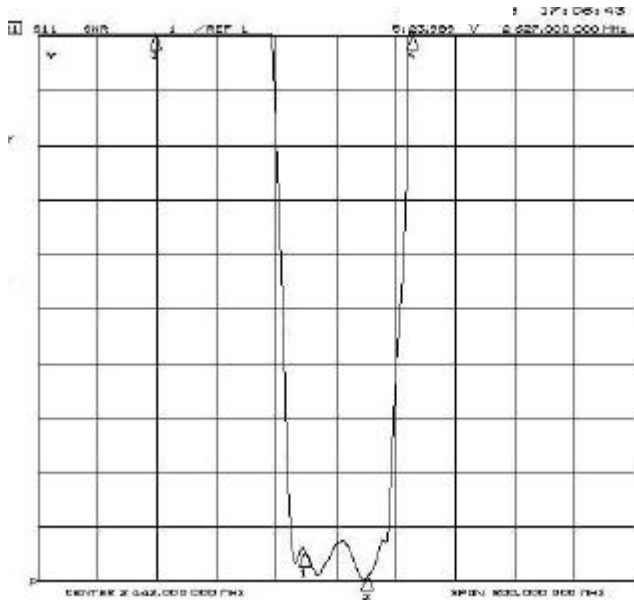


SAW Filter 2441.80MHz
Part No: MA07741

Model: TA0532A
REV. NO.: 1

Reflection Functions:

S11 VSWR



S22 VSWR

