

Application

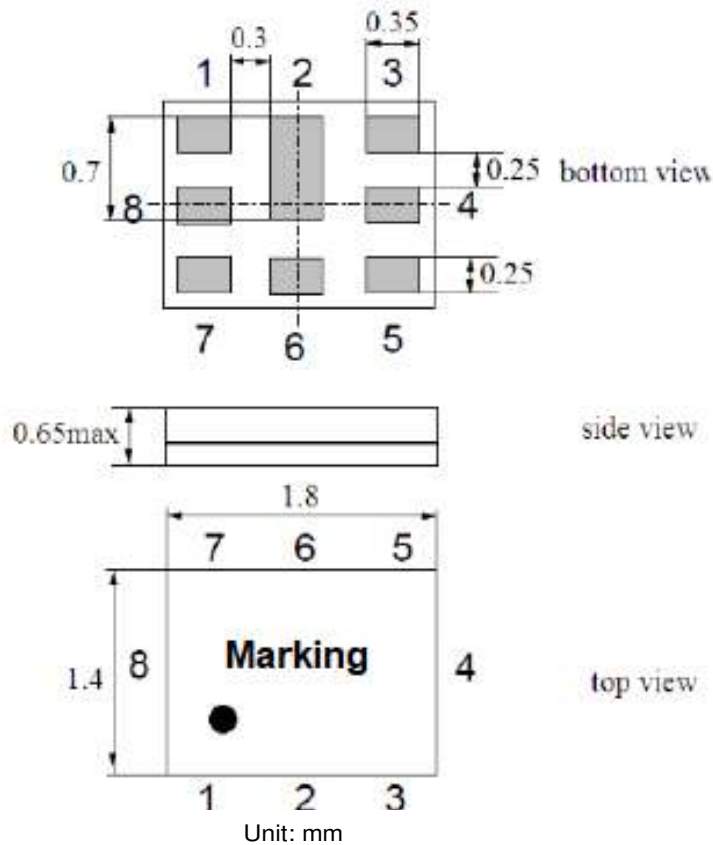
- ❖ Low loss Saw Duplexer for mobile telephone LTE Band 28B systems.
- ❖ Low insertion attenuation and low passband ripple.
- ❖ Usable passband 30 MHz
- ❖ High isolation between Tx and Rx.

Electrical Specifications

Parameters		Value	Unit	
Tx to ANT	Center Frequency , typ	733.000	MHz	
	Insertion Loss, typ/max	718 ~ 748 MHz	2.4 / 3.0	
	Amplitude Ripple, typ/max	718 ~ 748 MHz	0.7 / 2.0	
	VSWR, typ/max	ANT	718 ~ 748 MHz	1.7 / 2.0
		Tx		1.6 / 2.0
	Input Power (+50°C, 5000h, CW)	718 ~ 748 MHz	+29	dBm
	Attenuation, min/typ	10 ~ 708 MHz	30 / 34	dB
		758 ~ 773 MHz	15 / 18	dB
		773 ~ 803 MHz	42 / 46	dB
		859 ~ 894 MHz	30 / 35	dB
		1225 ~ 1250 MHz	35 / 39	dB
		1406 ~ 1466 MHz	32 / 38	dB
		1559 ~ 1606 MHz	32 / 37	dB
		1805 ~ 1880 MHz	30 / 38	dB
		1930 ~ 1995 MHz	30 / 40	dB
		2010 ~ 2025 MHz	30 / 40	dB
		2150 ~ 2244 MHz	28 / 36	dB
2400 ~ 2484 MHz	17 / 23	dB		
2570 ~ 2620 MHz	17 / 23	dB		
2812 ~ 2932 MHz	15 / 18	dB		
4900 ~ 5950 MHz	20 / 28	dB		
ANT to Rx	Center Frequency , typ	788.000	MHz	
	Insertion Loss, typ/max	773 ~ 803 MHz	2.4 / 2.8	
	Pass Band Ripple	773 ~ 803 MHz	0.5 / 2.0	
	VSWR, typ/max	ANT	773 ~ 803 MHz	1.7 / 2.0
		Rx		1.7 / 2.0
	Attenuation, min/typ	10 ~ 699 MHz	38 / 58	dB
		703 ~ 718 MHz	45 / 55	dB
718 ~ 748 MHz		48 / 58	dB	
814 ~ 6000 MHz		12 / 20	dB	
Tx to Rx	Isolation, min/typ	718 ~ 748 MHz	54 / 58	
		773 ~ 803 MHz	52 / 55	

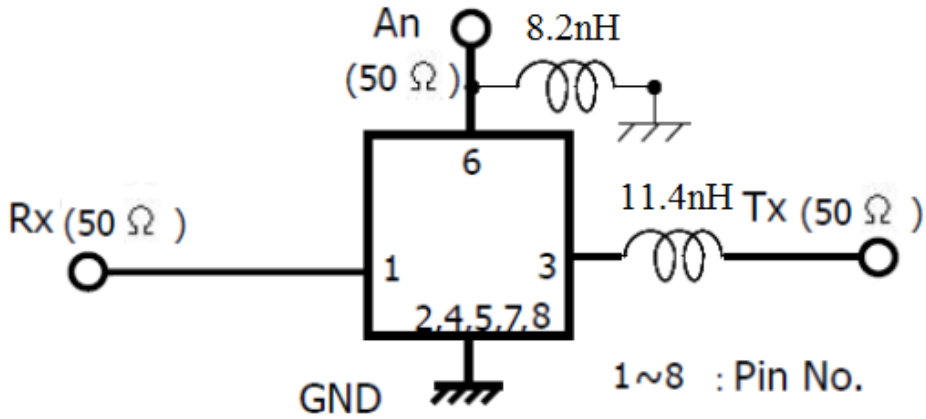
Terminating Impedance	Tx Port	50 +11.4nH	Ω
	Rx Port	50	Ω
	Ant Port	50 // 8.2	Ω // nH
DC Voltage VDC		5	V
ESD Voltage ESD (MM)		50	V
Sensitive Discharge Device ESD (HBM)		175	V
Operating Temperature Range		-30 ~ +85	$^{\circ}\text{C}$
Storage Temperature Range		-40 ~ +85	$^{\circ}\text{C}$
MSL		2	-

Dimension

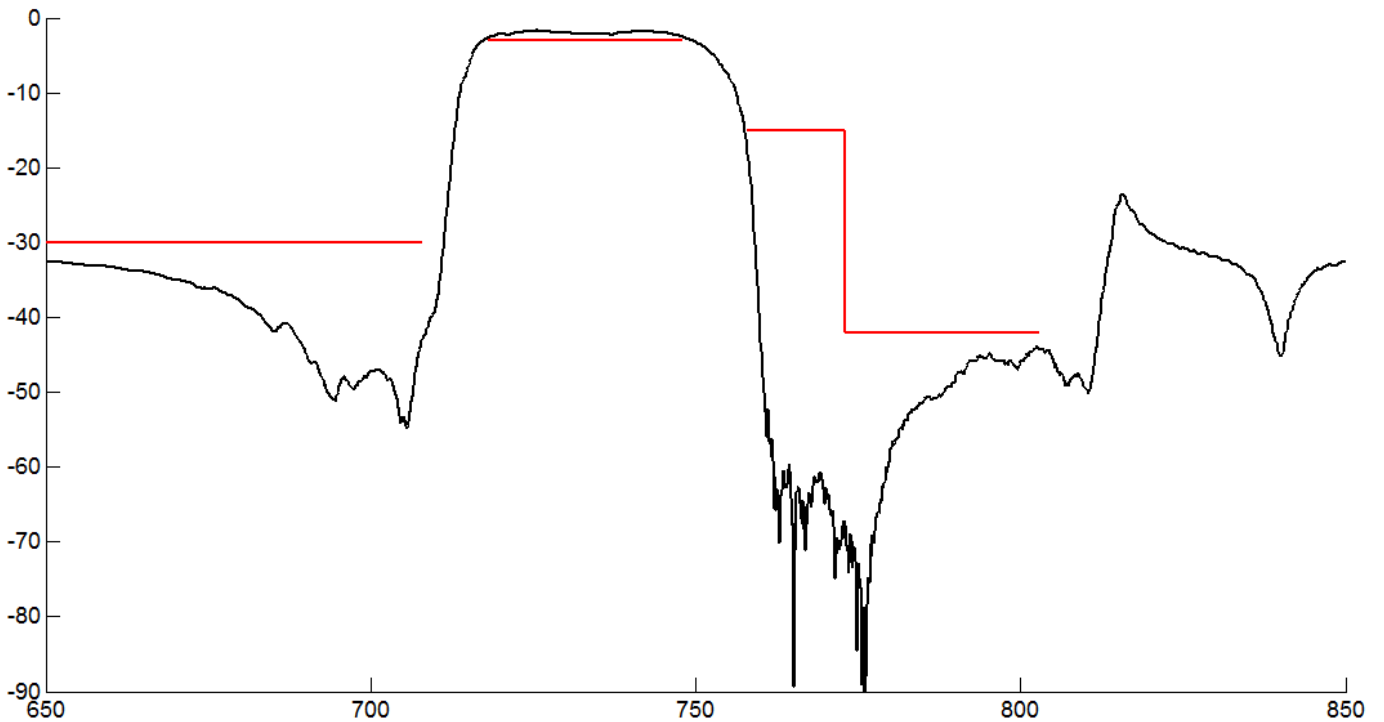


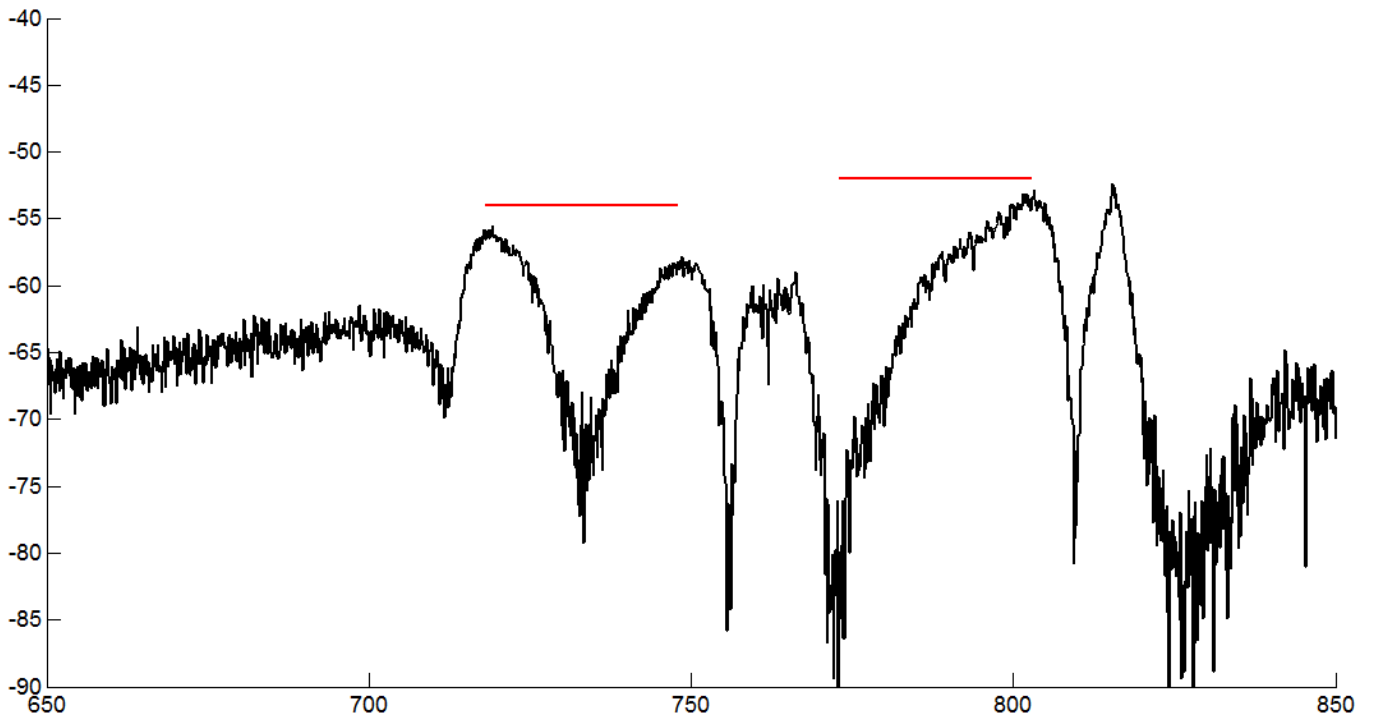
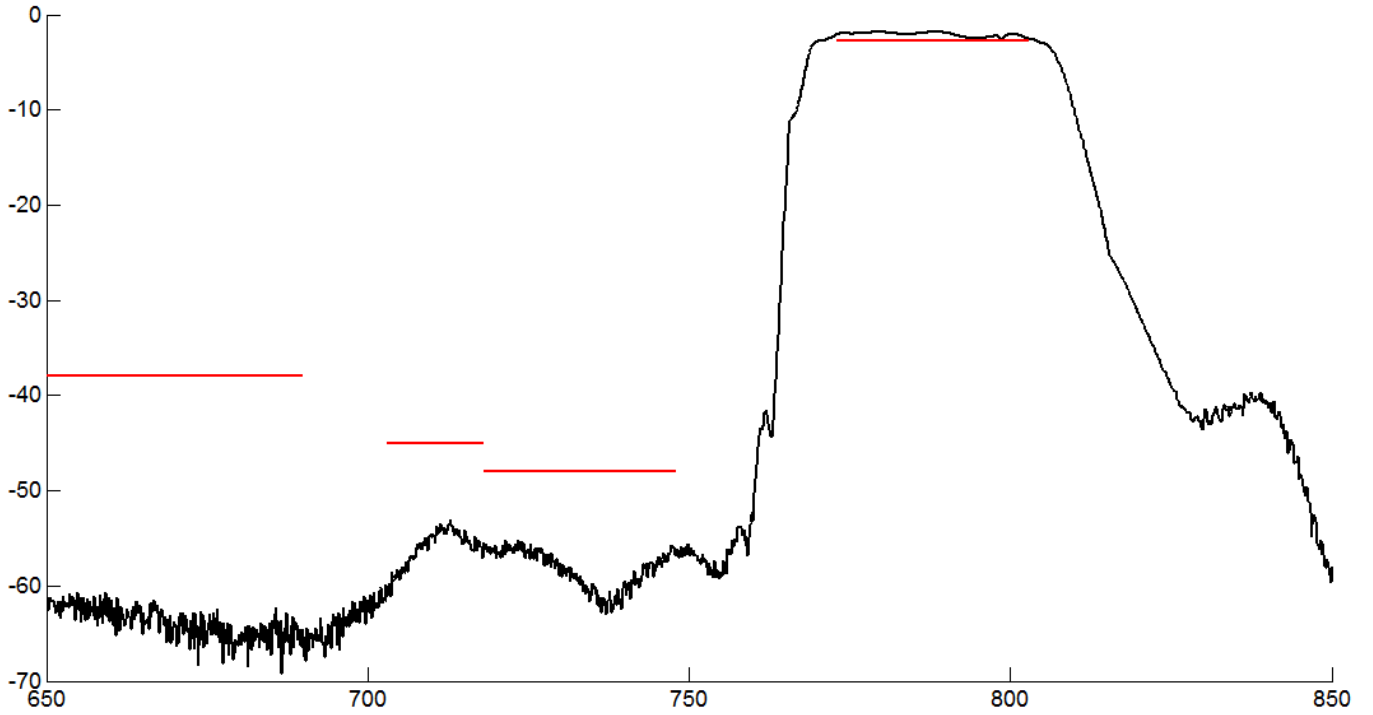
PIN	SYMBOL	FUNCTION
1	Rx	Rx Output
2,4,5,7,8	GND	Ground
3	Tx	Tx Input
6	ANT	Antenna

Test Circuit

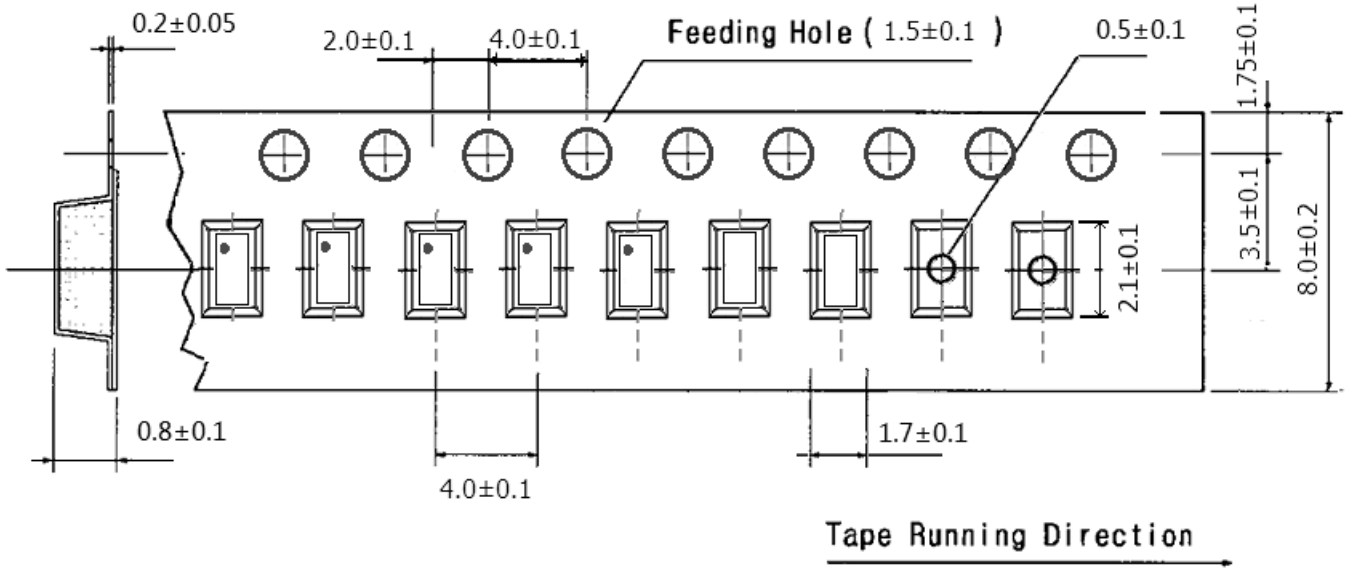


Frequency Characteristics





Tape Dimension



● **APPROVAL**

DRAWN BY	AR, August 10, 2021
APPROVED BY	CP, August 10, 2021
REVISION	A, Initial Release



Raltron Electronics / RAMI Technology USA, LLC, including its affiliates, employees, agents and other persons acting on its behalf (collectively Raltron/RAMI Tech), disclaim any and all liability for any errors or inaccuracies contained in this data sheet. While Raltron/RAMI Tech has made every reasonable effort ensure the accuracy of all product information, specifications and data contained herein, Raltron/RAMI Tech does not guarantee that the information is accurate, reliable or current. The product information is provided only for reference purposes only and is subject to change, correction or revision, at any time without notice. Raltron/RAMI Tech does not assume any liability arising out of an application or use of any product described herein and disclaims any warranties expressed or implied. The user of products in such applications shall assume all risks of such use and will agree to hold Raltron/RAMI Tech, harmless against all damages.

Copyright © 2016, Raltron Electronics / RAMI Technology USA, LLC. All rights reserved. No part of this document may be reproduced in any form without the prior written permission of Raltron Electronics / RAMI Technology USA, LLC.