

5205858-1 ✓ ACTIVE

AMPLIMITE | AMPLIMITE HDP

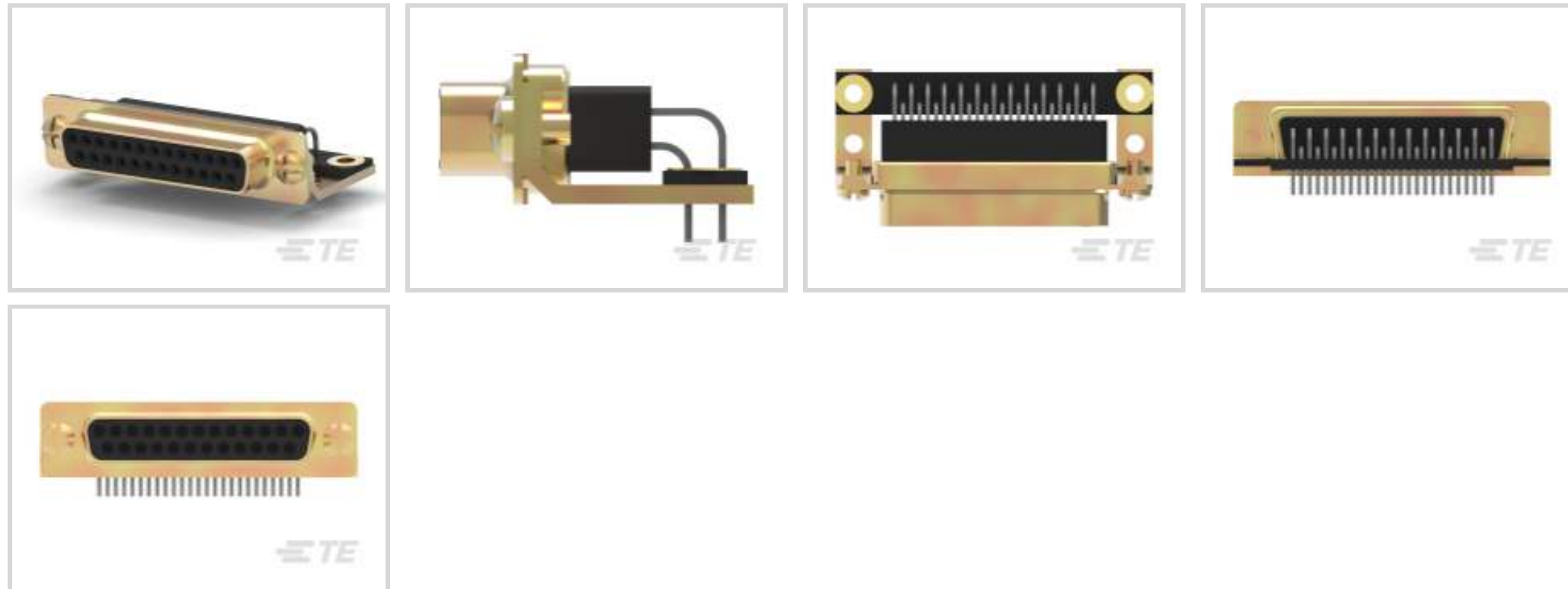
TE Internal #: 5205858-1

PCB D-Sub Connectors, Receptacle, Board-to-Board, 25 Position,  
2.74 mm [.108 in] Centerline, 2 Row, 3 Connector Shell Size, Square,  
AMPLIMITE HDP

[View on TE.com >](#)



Connectors > D-Shaped Connectors > D-Sub Connectors > PCB D-Sub Connectors > D-Sub Receptacle Assembly: Right Angle, Shell Size 3, 2.77mm



Connector & Housing Type: **Receptacle**

Connector System: **Board-to-Board**

Number of Positions: **25**

Centerline (Pitch): **2.74 mm [.108 in]**

Number of Rows: **2**

[All D-Sub Receptacle Assembly: Right Angle, Shell Size 3, 2.77mm \(63\)](#)

## Features

### Product Type Features

Shell Material Configuration	Front Metal Shell
Connector & Housing Type	Receptacle
Connector System	Board-to-Board
Connector Shell Size	3
Connector & Contact Terminates To	Printed Circuit Board

### Configuration Features

Number of Positions	25
Number of Rows	2
PCB Mount Orientation	Right Angle

### Body Features

Shell Plating Material	Zinc
Primary Product Color	Black



Connector Profile	Standard
-------------------	----------

### Contact Features

Contact Mating Area Plating Material	Gold Flash
Contact Underplating Material	Nickel
PCB Contact Termination Area Plating Material	Tin
Contact Base Material	Phosphor Bronze
Contact Shape & Form	Square
Contact Current Rating (Max)	6 A

### Termination Features

Square Termination Post & Tail Dimension	.63 mm[.025 in]
Termination Post & Tail Length	3.18 mm[.125 in]
Termination Method to Printed Circuit Board	Through Hole - Solder

### Mechanical Attachment

Mounting Hole Diameter	3.05 mm[.12 in]
PCB Mount Retention	With
PCB Mount Retention Type	Mounting Hole
Mating Retention	Without
Connector Mounting Type	Board Mount

### Housing Features

Shell Material	Steel
Housing Material	Glass-Filled Nylon, Glass-Filled PBT
Centerline (Pitch)	2.74 mm[.108 in]

### Dimensions

PCB Thickness (Recommended)	2.36 mm[.093 in]
Row-to-Row Spacing	2.84 mm[.112 in]

### Usage Conditions

Operating Temperature Range	-55 – 105 °C[-67 – 221 °F]
-----------------------------	----------------------------

### Operation/Application

Circuit Application	Signal
---------------------	--------

### Industry Standards

UL Flammability Rating	UL 94V-0
------------------------	----------

### Packaging Features

Packaging Quantity	70
Packaging Method	Package

## Product Compliance

[For compliance documentation, visit the product page on TE.com>](#)

EU RoHS Directive 2011/65/EU	Compliant
EU ELV Directive 2000/53/EC	Compliant
China RoHS 2 Directive MIIT Order No 32, 2016	No Restricted Materials Above Threshold
EU REACH Regulation (EC) No. 1907/2006	Current ECHA Candidate List: JUNE 2023 (235) Candidate List Declared Against: JUNE 2023 (235) Does not contain REACH SVHC
Halogen Content	Not Low Halogen - contains Br or Cl > 900 ppm.
Solder Process Capability	Wave solder capable to 265°C


### Product Compliance Disclaimer

This information is provided based on reasonable inquiry of our suppliers and represents our current actual knowledge based on the information they provided. This information is subject to change. The part numbers that TE has identified as EU RoHS compliant have a maximum concentration of 0.1% by weight in homogenous materials for lead, hexavalent chromium, mercury, PBB, PBDE, DBP, BBP, DEHP, DIBP, and 0.01% for cadmium, or qualify for an exemption to these limits as defined in the Annexes of Directive 2011/65/EU (RoHS2). Finished electrical and electronic equipment products will be CE marked as required by Directive 2011/65/EU. Components may not be CE marked. Additionally, the part numbers that TE has identified as EU ELV compliant have a maximum concentration of 0.1% by weight in homogenous materials for lead, hexavalent chromium, and mercury, and 0.01% for cadmium, or qualify for an exemption to these limits as defined in the Annexes of Directive 2000/53/EC (ELV). Regarding the REACH Regulation, the information TE provides on SVHC in articles for this part number is based on the latest European Chemicals Agency (ECHA) 'Guidance on requirements for substances in articles' posted at this URL: <https://echa.europa.eu/guidance-documents/guidance-on-reach>

## Compatible Parts



Also in the Series | **AMPLIMITE HDP**

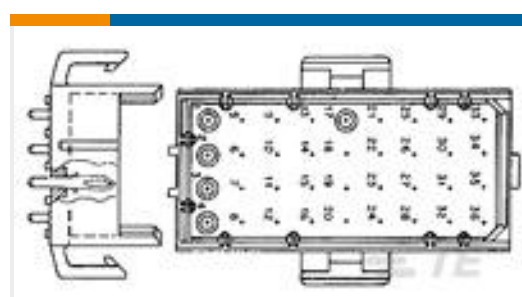


D-Sub Connector Contacts(6)



PCB D-Sub Connectors(83)

## Customers Also Bought

TE Part #1937650-9  
RTX3-1AT-C024TE Part #5745436-3  
25 PLUG RA/MS 454TE Part #747872-4  
15 PLUG SP/FMS STDTE Part #1-2314102-2  
M12 CRIMP CONTACT PIN 1MM AU0.  
8 AWG22/24TE Part #2-1761603-3  
IDC LOW PRO HDR 10P VERT BLUETE Part #5-103908-2  
03 MTE HDR SRST LATCH W/HLDWNTE Part #2329360-7  
PB OFF/ON RC RED M2 TERM. IP68TE Part #63271-1  
COIL TERMINAL TERMINAL 24-20  
AWG PTPBRTE Part #640502-2  
12P MR HDR ASSY V0

## Documents

### Product Drawings

#### 25 RCPT RA/MS STD

English

### CAD Files

3D PDF

3D

### Customer View Model

ENG\_CVM\_CVM\_5205858-1\_A.2d\_dxf.zip



English

**Customer View Model**

[ENG\\_CVM\\_CVM\\_5205858-1\\_A.3d\\_igs.zip](#)

English

**Customer View Model**

[ENG\\_CVM\\_CVM\\_5205858-1\\_A.3d\\_stp.zip](#)

English

By downloading the CAD file I accept and agree to the [Terms and Conditions](#) of use.

---

**Product Specifications**

[Application Specification](#)

English

---

**Product Environmental Compliance**

[Product Compliance](#)

English

[Product Compliance](#)

English

---

**Agency Approvals**

[UL Report](#)

English