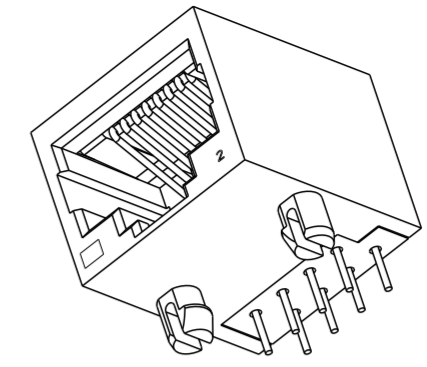



A
B
C
D
E
F

A
B
C
D
E
F



SCALE 2:1

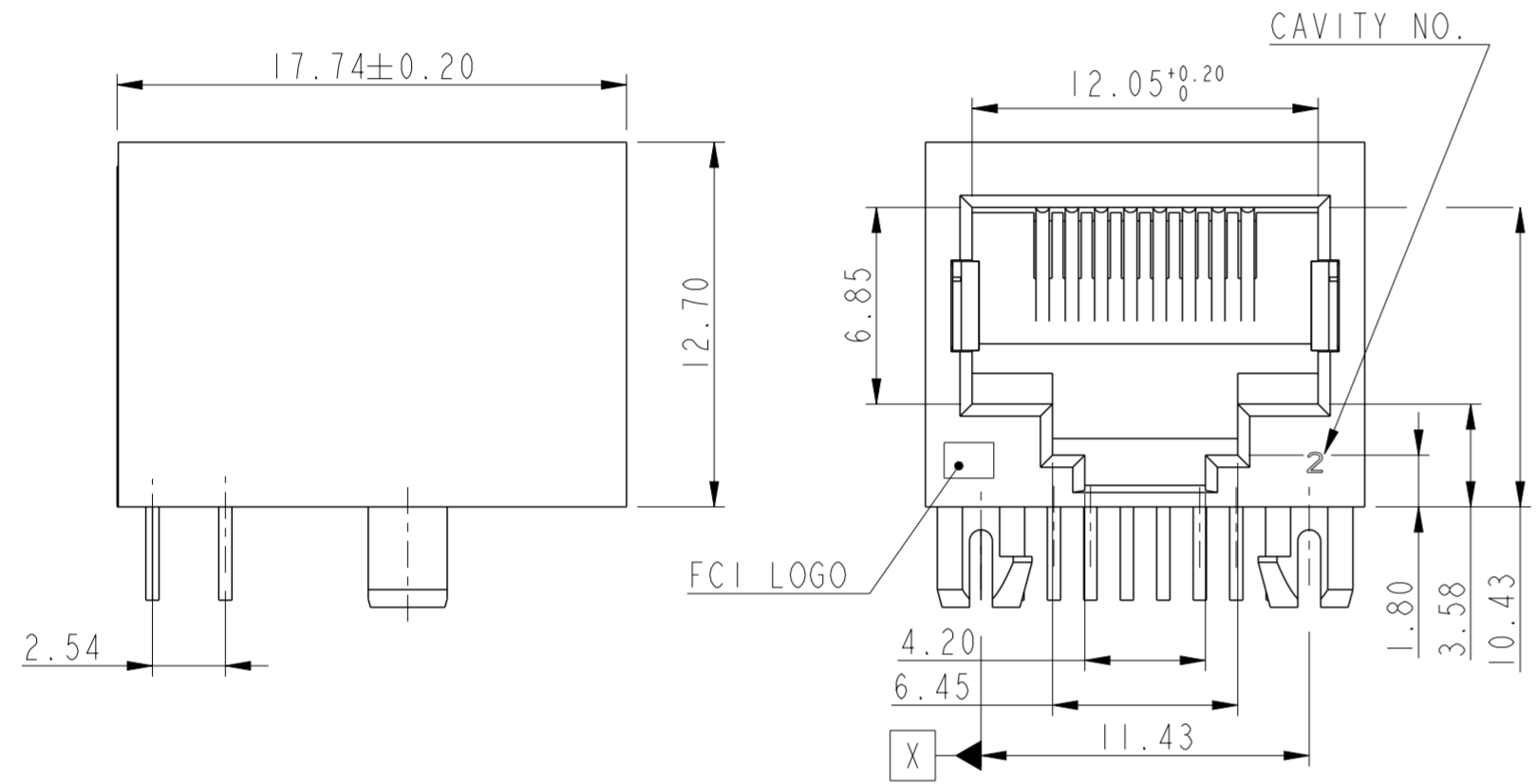
PRODUCT NO. 54602-X08 XXX LF

SHALLOW LATCH SERIES

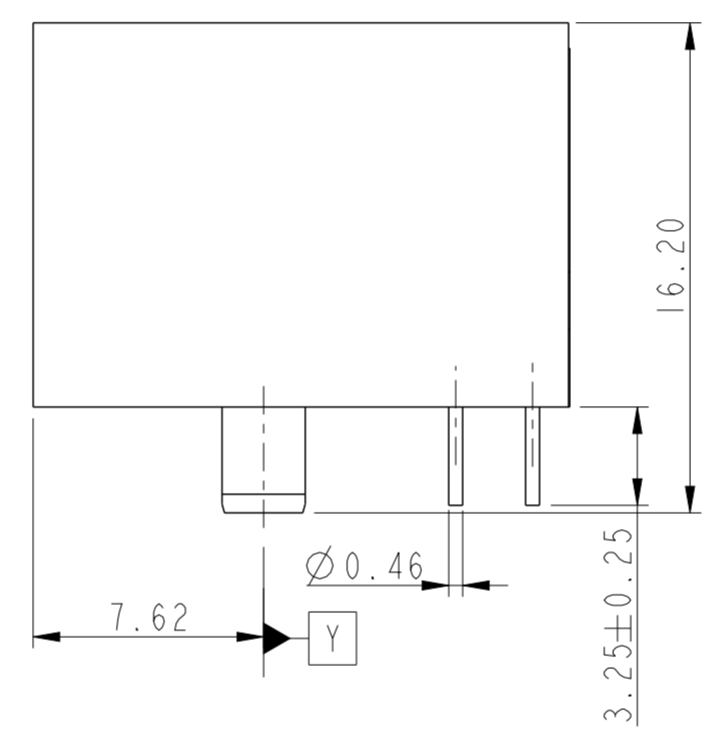
LEAD FREE

PLATING CODE	
2	0.076µ Au Selective
3F	0.15µ Au
6	0.76µ Au Selective
7	Au Flash Selective
8	1.27µ Au Selective
9	0.38µ Au Selective
9F	0.38µ Au

CONTACTS LOADED	
BLANK-CTS LOADED IN ALL POS.	
001-CTS LOADED IN POS. 4 & 5	



SCALE 4:1



TECHNICAL SPECIFICATION:

Insulation Resistance - 500 M Ohms min.
 Dielectric Strength - 1000 V rms , 60 Hz.
 Contact Resistance - 20 mOhms. max.
 Current Rating - 1.5 amp DC
 Maximum Total Mating Force - 35 N
 Retention Force Between Plug & Jack-22.5 N min.
 Durability - 250 Cycles Min. except Plating Code 2 & 7
 Temperature Range -40/+70°C

MATERIAL

-Housing: Glassfilled Polyester-UL94 V0 BLACK

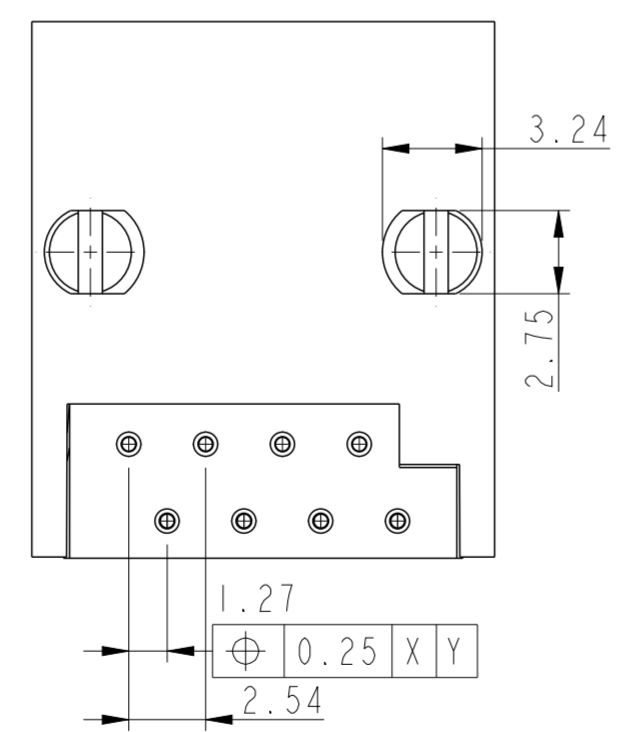
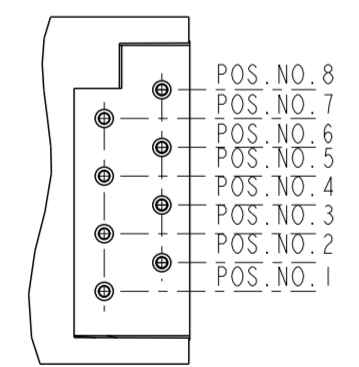
The housing will withstand exposure to 260-265°C for 5 seconds in a wavesoldering application. Use protective adhesive tape (Kapton or Teflon) or protective metallic devices on the areas which are directly exposed to wave soldering as it is used in classical leaded wave soldering.

-Contact: Ø0.46mm Copper Alloy

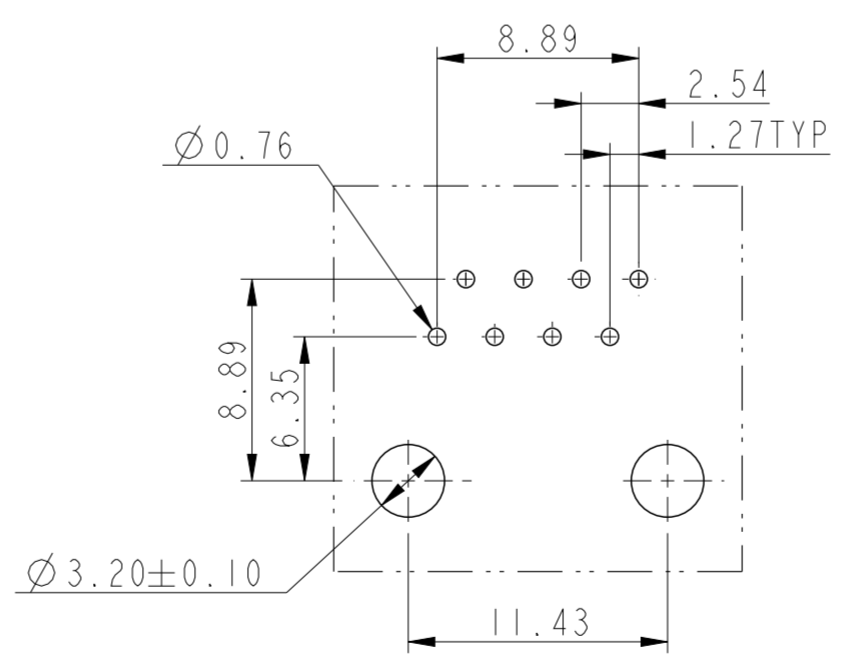
Plating:

Active zone: Gold over nickel on contact area
 Termination zone : Matte Tin over nickel except for XF plating codes.

WIRE POSITION NO.



P.C.B HOLE PATTERN VIEWED FROM TOP



NOTES:
 1. ALL WIRES MUST BE CONTAINED IN THE SHELF.

- 1.LF Products meet European Union Directives and other country Regulations as described in GS-47-0004.
- 2.The Housing will withstand exposure to 260°C peak temperature for 5 sec in a wave solder application with a 1.6mm Min thick circuit board. Slight deformation of snap pegs may occur at 260-260°C which will not affect the function of the product.
- 3.Lead Free or ROHS Directive labelling to be provided as per GS-14-920 for Lead Free version.

spec ref	dr	P-Mathew Nebu	2011/05/26	projection	mm	size	A2	scale	3:1
tolerance std	eng	P-Mathew Nebu	2012/08/30	chr	-	ecn no	ELX-012613-1		
TOLERANCES UNLESS OTHERWISE SPECIFIED	appr	K-Paul Biju	2012/08/30	product family	MODJACK	rel level	Released		
	surface	linear	0.X ±0.3 0.XX ±0.15 0.XXX ±0.05	angular	0° ±1°	title	8 POL SHALLOW LATCH CONNECTOR PCB MODJACK	dwg no	C-BMJ-0102
www.fci.com		cat. no.		54602		Product - Customer Drw		sheet 1 of 1	

PDS: Rev :J

STATUS:Released

Printed: Aug 31, 2012



Copyright FCI.