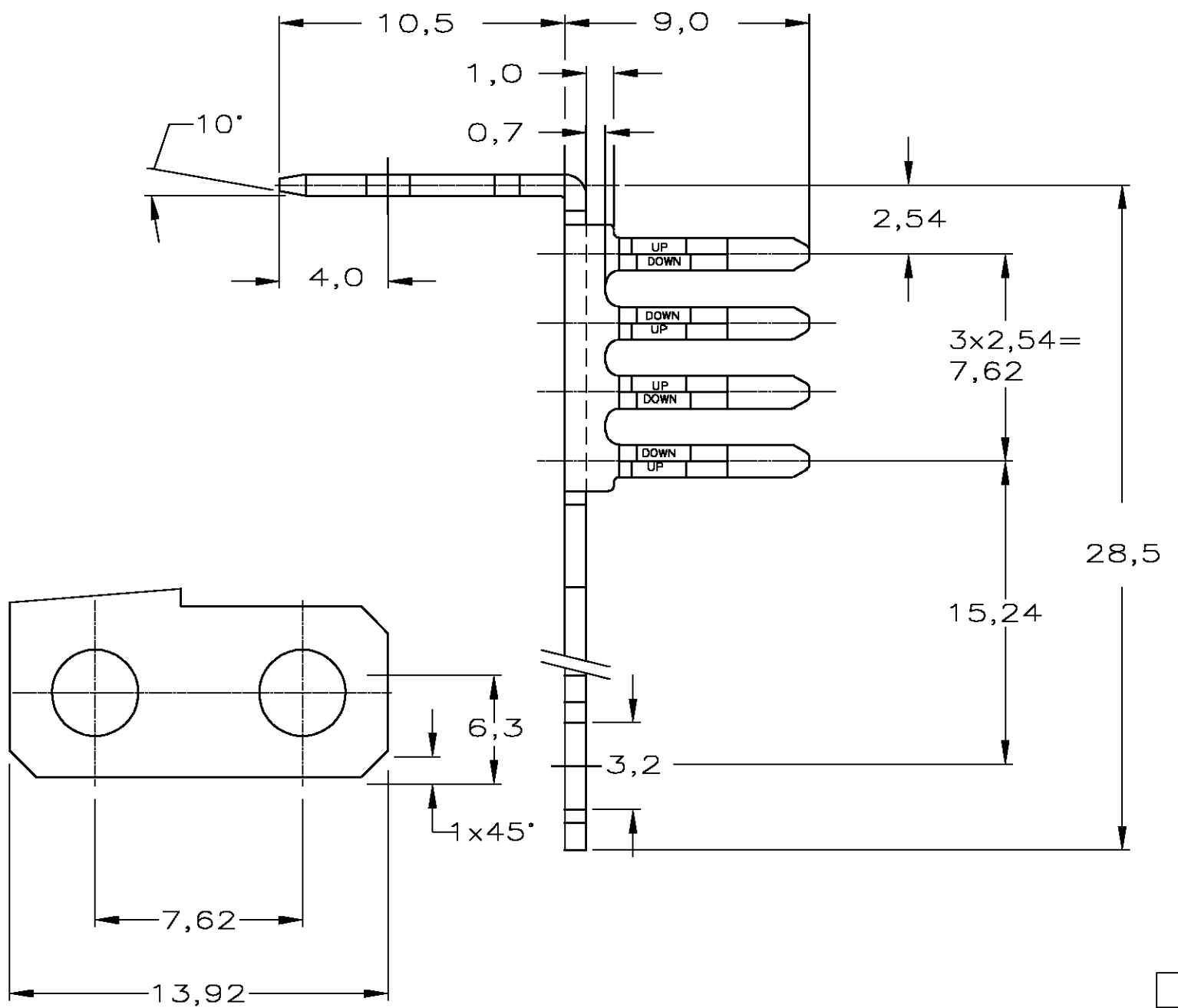


THIS DRAWING IS UNPUBLISHED. RELEASED FOR PUBLICATION
 © COPYRIGHT BY TYCO ELECTRONICS CORPORATION. ALL RIGHTS RESERVED.

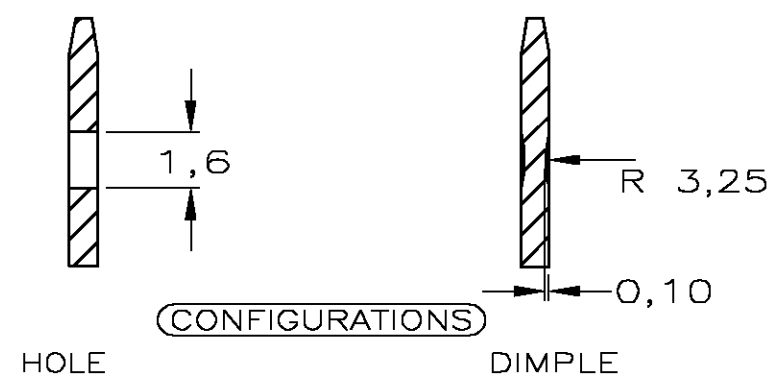
LOC	DIST	REVISIONS			
P	LTR	DESCRIPTION	DATE	DWN	APVD
H	-	E	ECR-05-006211	13JUL05	CJF JB



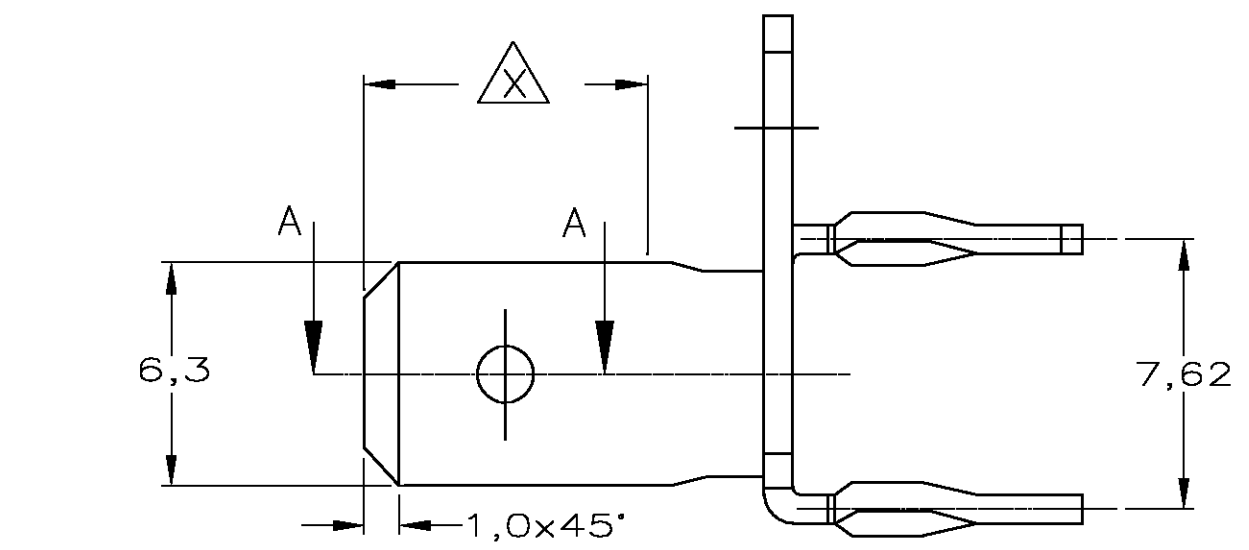
NOTES:

- ① PHOSPHORBRONZE.
- ② PLATING : AREA Δ Sn PLATE TO ASTM B 545. NI UNDERCOAT TO ASTM B 571 ALL OVER
- ③ PLATING : Sn PLATE TO ASTM B 545 AND NI UNDERCOAT TO ASTM B 571 ALL OVER
- ④ QUANTITY PER PACKAGE 1500 PCS.

SECTION A-A



CONFIGURATION	FINISH	MATERIAL	PARTNUMBER
DIMPLE	④②	①	1-215268-2
HOLE	②	①	215268-7
HOLE	③	①	215268-6
-	-	①	-
DIMPLE	③	①	215268-3
DIMPLE	②	①	215268-2



THIS DRAWING IS A CONTROLLED DOCUMENT.

DIMENSIONS: MM	TOLERANCES UNLESS OTHERWISE SPECIFIED:	DWN S.Meeuwzen 15JAN93		Tyco Electronics Corporation	
	0 PLC ±-	CHK R.v.Lokven 22JAN93		s-Hertogenbosch, Nederland,	
MATERIAL	1 PLC ±-	APVD L.v.Soest 26JAN93	NAME	8 POS. POWER LINKING TERMINAL	
	2 PLC ±-	PRODUCT SPEC	WITH ACTION PIN		
	3 PLC ±-	108-19059	(RIGHT HANDED VERSION)		
	4 PLC ±-	APPLICATION SPEC	SIZE	CAGE CODE	DRAWING NO
	ANGLES ±-		A3	00779	C-215268
	FINISH	WEIGHT	RESTRICTED TO		
			CUSTOMER DRAWING		
			SCALE	SHEET	REV
			4:1	1 OF 1	E