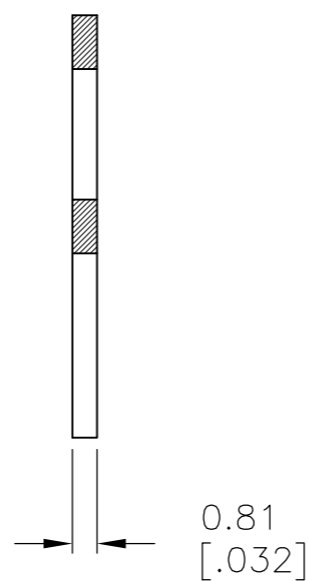
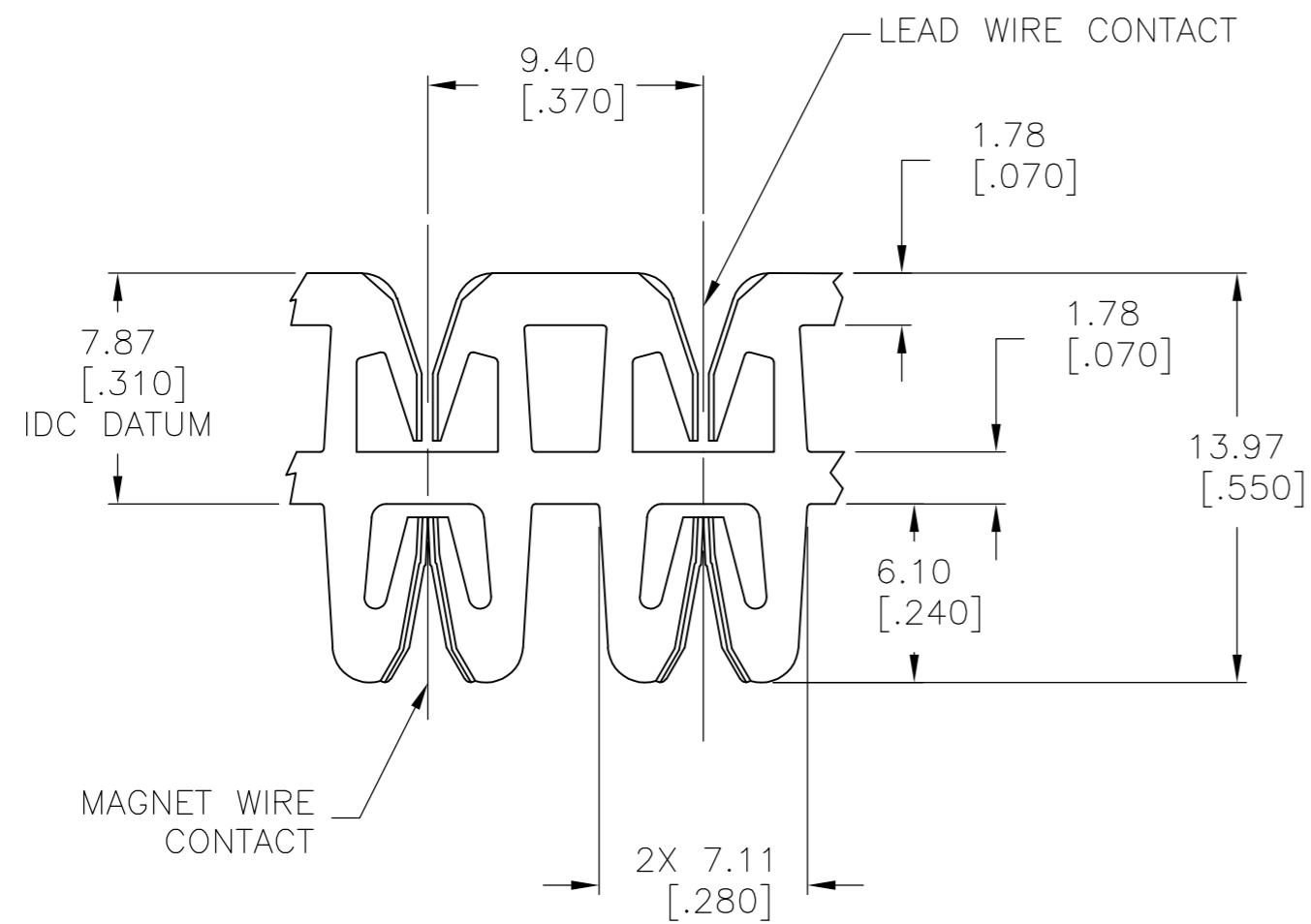
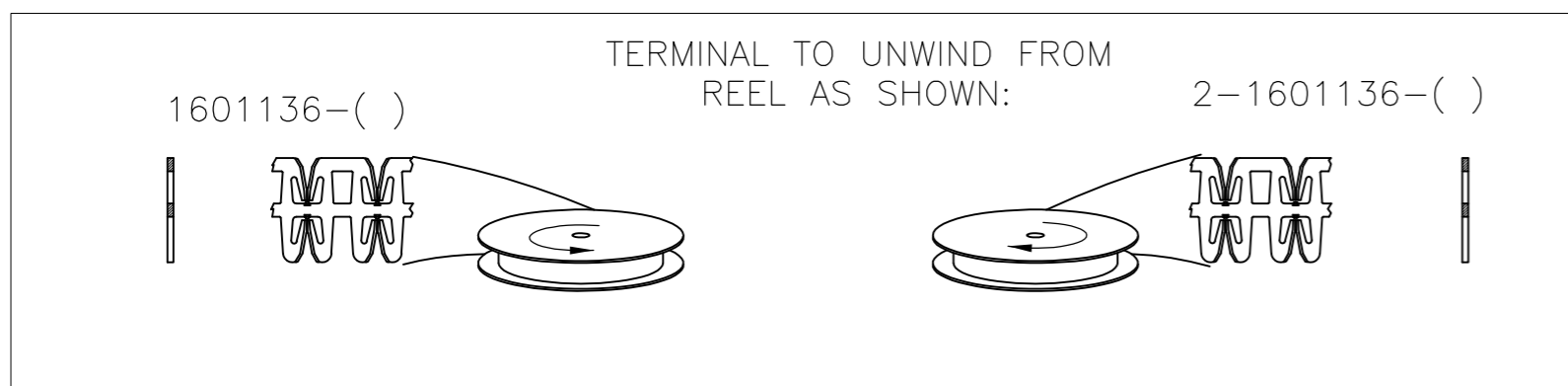
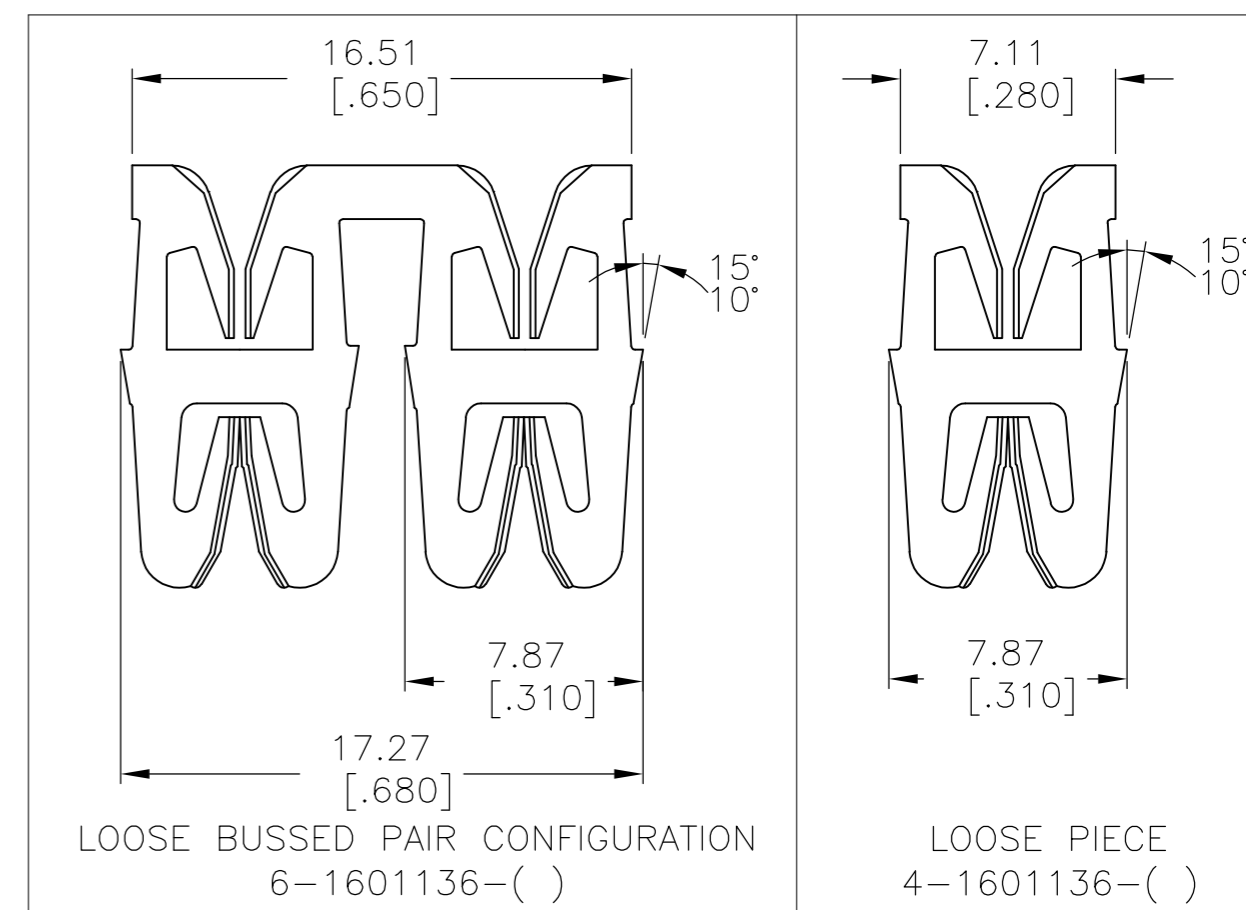


THIS DRAWING IS UNPUBLISHED. RELEASED FOR PUBLICATION  
 © COPYRIGHT BY TYCO ELECTRONICS CORPORATION. ALL RIGHTS RESERVED.

LOC		DIST		REVISIONS			
P	LTR	DESCRIPTION		DATE	DWN	APVD	
	A2	REVISED PER ECR-08-006157		11MAR08	HMR	GJ	



- 1 COPPER MAGNET WIRE: #12-#23 AWG, 2.06-0.56mm [.081-.022] DIA. COPPER.  
LEAD WIRE: #16-#20 AWG, [1.3-0.5mm<sup>2</sup>] STRANDED, BONDED OR SOLID WITH PVC INSULATION, MAX INSULATION OUTSIDE DIAMETER IS 4.00mm [.156], NO STRIPPING REQUIRED. OTHER INSULATION TYPES MAY BE ACCOMMODATED, CONSULT TYCO ELECTRONICS FOR APPROVAL.
- 2 POCKET RECOMMENDATION: 1601436.
- 3 TERMINAL APPLICATION TO COMPLY WITH TYCO ELECTRONICS SPEC 114-13210, FIGURE 3.
- 4 PRELIMINARY NOT FOR PRODUCTION



-	-	-
-	-	-
UNPLATED	-	△ <sub>4</sub> 6-1601136-1
UNPLATED	051-001-000	4-1601136-1
UNPLATED	151-002-000	2-1601136-1
UNPLATED	151-001-000	1601136-1
FINISH	REFERENCE PART NUMBER	PART NUMBER
THIS DRAWING IS A CONTROLLED DOCUMENT.		DWN 07MAR2002 MICHAEL S. FEHER CHK 07MAR2002 GENE JACONO APVD 07MAR2002 GENE JACONO
DIMENSIONS: mm [INCHES]		TOLERANCES UNLESS OTHERWISE SPECIFIED:
0 PLC ± -		1 PLC ± 0.25 [.010]
2 PLC ± 0.13 [.005]		3 PLC ± -
4 PLC ± -		ANGLES ± 2°
MATERIAL: BRASS, SPRING HARD		FINISH: SEE TABLE
WEIGHT: -		108-2239
CUSTOMER DRAWING		△ <sub>3</sub>
Tyco Electronics Corporation Harrisburg, PA 17105-3608		MEDIUM RANGE WIRE TO WIRE HIGH CARRIER SIAMEZE TERMINAL
SIZE: A2	CAGE CODE: 00779	DRAWING NO: C=1601136
SCALE: 4:1	SHEET: 1 OF 1	REV: A2