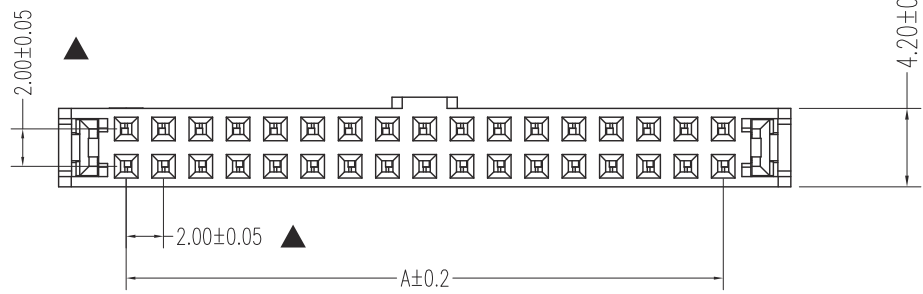
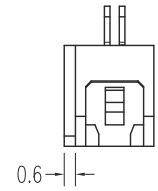
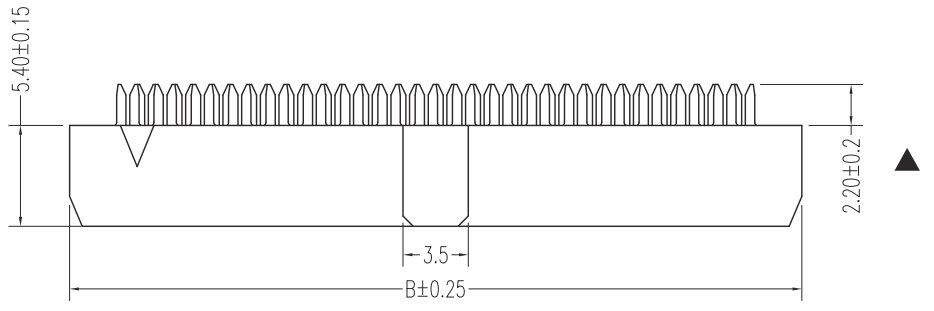
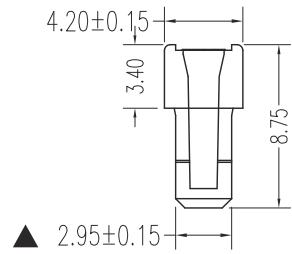
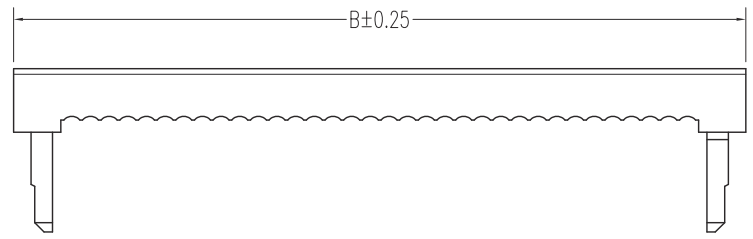


| REV. | DESCRIPTION | DATE |
|------|-------------|------------|
| A | RELEASE | 2012.11.12 |

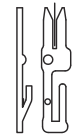


NOTES:
 Insulator Material: PBT, UL 94V-0
 Contact Plating: Gold flash over nickel
 Contact Material: Brass

Current Rating : 1A AC,DC
 Contact Resistance: 20MΩ Max.
 Dielectric Withstanding: AC 500V
 Insulator Resistance: 1000MΩ Min.
 Operating Temp.: -40°C~+105°C



| NUMBER OF POSITIONS | DIMENSION | |
|---------------------|-----------|------|
| | A | B |
| 06 | 4.0 | 11.2 |
| 08 | 6.0 | 13.2 |
| 10 | 8.0 | 15.2 |
| 12 | 10.0 | 17.2 |
| 14 | 12.0 | 19.2 |
| 16 | 14.0 | 21.2 |
| 18 | 16.0 | 23.2 |
| 20 | 18.0 | 25.2 |
| 22 | 20.0 | 27.2 |
| 24 | 22.0 | 29.2 |
| 26 | 24.0 | 31.2 |
| 28 | 26.0 | 33.2 |
| 30 | 28.0 | 35.2 |
| 34 | 32.0 | 39.2 |
| 36 | 34.0 | 41.2 |
| 40 | 38.0 | 45.2 |
| 44 | 42.0 | 49.2 |
| 50 | 48.0 | 55.2 |



| Mating Part Number | | |
|--------------------|-------------------|-------------------|
| 3120-ALL | 3110-XX-001-11-XX | 3110-XX-001-12-XX |
| 3110-XX-002-12-XX | 3110-XX-003-12-XX | |

| | | | | |
|------------------|--------------|------------|-------|---------------------|
| UNLESS TOLERANCE | | DRAW BY | | CnC Tech,LLC |
| GENERAL | ANGLE | DESIGN BY | | |
| X. ± 0.30 | X.* ± 3.0° | CHECK BY | | |
| .X ± 0.20 | .X* ± 2.0° | APPROVE BY | | |
| .XX ± 0.15 | .XX* ± 1.0° | SCALE | SHEET | UNIT |
| .XXX ± 0.10 | .XXX* ± 0.5° | 1:1 | 1/1 | MM |
| DRW NO: | | | | REV: A |

Part NO.
3130-XX-0102-00