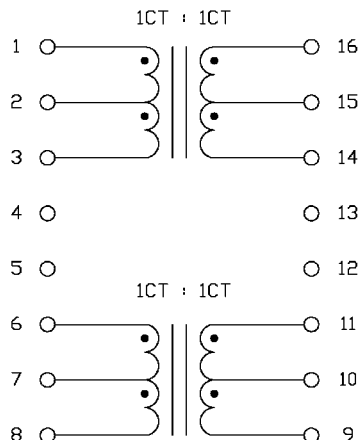


THE INFORMATION CONTAINED HEREIN IS CONSIDERED "PROPRIETARY" TO BEL FUSE INC. AND SHALL NOT BE COPIED, REPRODUCED OR DISCLOSED WITHOUT THE WRITTEN APPROVAL OF BEL FUSE INC.



SCHEMATIC



ELECTRICAL SPECIFICATIONS @ 25°C

TURNS RATIO 1CT : 1CT
 POLARITY 1 & 16, 6 & 11 IN PHASE
 OCL :
 PIN (1-3) = (6-8) 420 μ H MIN. @ 100kHz, 100mVrms, WITH 8mA DC BIAS
 550 μ H MIN. @ 100kHz, 100mVrms, WITHOUT DC BIAS
 INSERTION LOSS : 1 dB MAX. @ 1MHz - 100MHz
 RETURN LOSS : 16 dB MIN. @ 100kHz - 30MHz
 10 dB MIN. @ 30MHz - 80MHz
 HIPOT : PER HAND-WORK-03

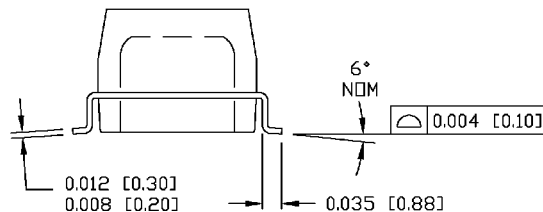
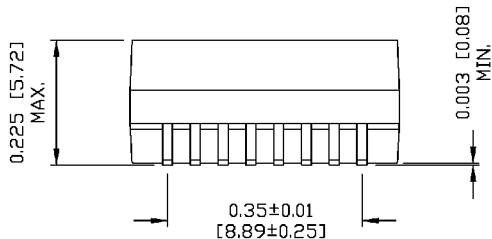
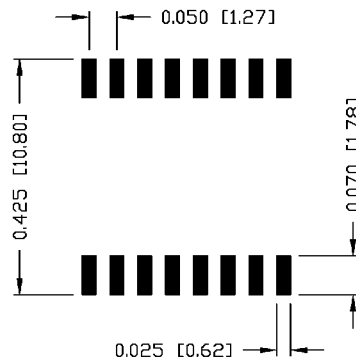
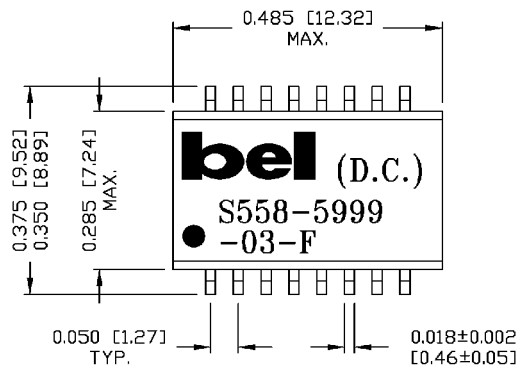
ORIGINATED BY	DATE	TITLE	PART NO. / DRAWING NO.	STANDARD DIM.	[] METRIC DIM. AS REFERENCE
HD	04-24-06	ELECTRICAL SPECIFICATION S558-5999-03-F	X558599903-F	TOL. IN INCH	UNIT : INCH [mm] REV. : A
DRAWN BY	DATE		FILE NAME	.X	SCALE : N/A
DQ Chen	04-24-06		X558599903FA.DWG	.XX	SIZE : A4
				.XXX	PAGE : 2



THE INFORMATION CONTAINED HEREIN IS CONSIDERED "PROPRIETARY" TO BEL FUSE INC. AND SHALL NOT BE COPIED, REPRODUCED OR DISCLOSED WITHOUT THE WRITTEN APPROVAL OF BEL FUSE INC.



SUGGESTED PCB PAD LAYOUT



NOTES:

- STANDARD MARKING REFER TO DOC. HAND-WORK-04.
- PACKAGE CODE: "QBS001".

ORIGINATED BY	DATE	TITLE	PART NO. / DRAWING NO.	STANDARD DIM.	[] METRIC DIM. AS REFERENCE
HD	04-24-06	MECHANICAL DRAWING	X558599903-F	TOL. IN INCH	UNIT : INCH [mm] REV. : A
DRAWN BY	DATE	S558-5999-03-F	FILE NAME	.X	SCALE : N/A SIZE : A4
DQ Chen	04-24-06		X558599903FA.DWG	.XX ±0.01	⊕
				.XXX ±0.005	PAGE : 3

