

1-1827863-3 ✓ ACTIVE

[Dynamic Series](#) | [Dynamic 1000 Series](#)

TE Internal #: 1-1827863-3

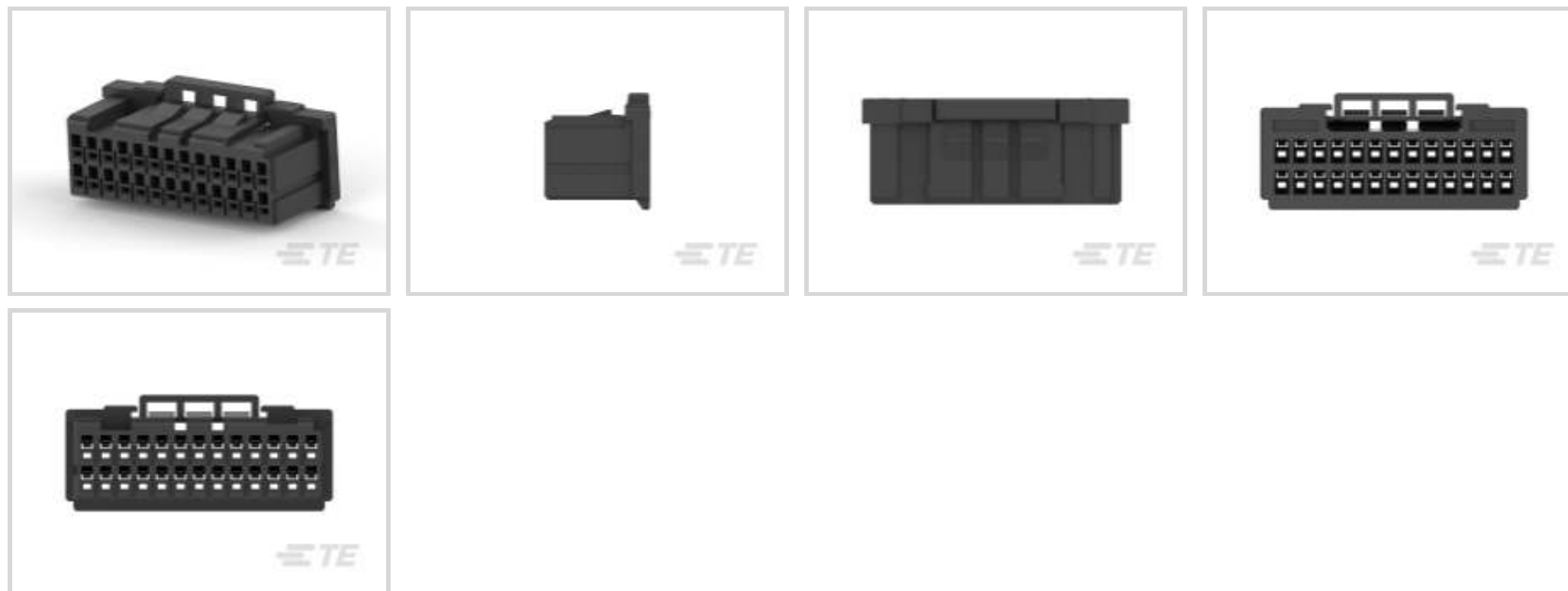
Housing, Receptacle, Wire-to-Board, 26 Position, .079 in [2 mm]  
Centerline, Crimp, 2 Row, Black, Mating Retention, Wire & Cable,  
Dynamic 1000 Series

[View on TE.com >](#)



[Connectors](#) > [PCB Connectors](#) > [Wire-to-Board Connectors](#) > [Wire-to-Board Connector Assemblies & Housings](#) >

Receptacle and Tab Housing: 2.0 mm pitch, 125V



Connector Product Type: **Housing**

Connector & Housing Type: **Receptacle**

Connector System: **Wire-to-Board**

Number of Positions: **26**

Centerline (Pitch): **2 mm [ .079 in ]**

[All Receptacle and Tab Housing: 2.0 mm pitch, 125V \(53\)](#)

## Features

### Product Type Features

Connector Product Type	Housing
Connector & Housing Type	Receptacle
Connector System	Wire-to-Board
Sealable	No
Connector & Contact Terminates To	Wire & Cable

### Configuration Features

Number of Positions	26
Number of Rows	2

### Body Features

Primary Product Color	Black
-----------------------	-------

### Termination Features

--	--



Termination Method to Wire & Cable	Crimp
------------------------------------	-------

### Mechanical Attachment

Mating Retention	With
Connector Mounting Type	Cable Mount (Free-Hanging)

### Housing Features

Centerline (Pitch)	2 mm[.079 in]
--------------------	---------------

### Dimensions

Row-to-Row Spacing	3.3 mm[.129 in]
--------------------	-----------------

### Usage Conditions

Operating Temperature Range	-55 – 105 °C[-67 – 221 °F]
-----------------------------	----------------------------

### Operation/Application

Circuit Application	Signal
---------------------	--------

## Product Compliance

[For compliance documentation, visit the product page on TE.com>](#)

EU RoHS Directive 2011/65/EU	Compliant
EU ELV Directive 2000/53/EC	Compliant
China RoHS 2 Directive MIIT Order No 32, 2016	No Restricted Materials Above Threshold
EU REACH Regulation (EC) No. 1907/2006	Current ECHA Candidate List: JUNE 2023 (235) Candidate List Declared Against: JAN 2023 (233) Does not contain REACH SVHC
Halogen Content	Not Low Halogen - contains Br or Cl > 900 ppm.
Solder Process Capability	Not applicable for solder process capability

#### Product Compliance Disclaimer

This information is provided based on reasonable inquiry of our suppliers and represents our current actual knowledge based on the information they provided. This information is subject to change. The part numbers that TE has identified as EU RoHS compliant have a maximum concentration of 0.1% by weight in homogenous materials for lead, hexavalent chromium, mercury, PBB, PBDE, DBP, BBP, DEHP, DIBP, and 0.01% for cadmium, or qualify for an exemption to these limits as defined in the Annexes of Directive 2011/65/EU (RoHS2). Finished electrical and electronic equipment products will be CE marked as required by Directive 2011/65/EU. Components may not be CE marked. Additionally, the part numbers that TE has identified as EU ELV compliant have a maximum concentration of 0.1% by weight in homogenous materials for lead, hexavalent chromium, and mercury, and 0.01% for cadmium, or qualify for an exemption to these limits as defined in the Annexes of Directive 2000/53/EC (ELV). Regarding the REACH Regulation, the information TE provides on SVHC in articles for this part number is based on the latest European Chemicals Agency (ECHA) 'Guidance on requirements for substances in articles' posted at this URL: <https://echa.europa.eu/guidance-documents/guidance-on-reach>

## Compatible Parts



TE Part # CAT-D9934-A15A  
Receptacle and Tab Housing: 2.0 mm pitch, 125V



TE Part # CAT-D9934-A15E  
Header Assembly: Wire-to-Board, 3A, Gold or Tin Plated



TE Part # 1-2329463-3  
DYNAMIC 1100D HDR ASSY V 26P X TIN



TE Part # 1-2372488-3  
DYNAMIC 1100D HDR ASSY H 26PX Pre-TIN



TE Part # 1-1871315-3  
D1100D HDR ASSY V 26P XBLACK Pre-Tin

## Also in the Series | Dynamic 1000 Series




Connector Contacts(1)




Insertion & Extraction Tools(2)



PCB Connector Keying(1)




PCB Connector Mounting(2)




PCB Headers & Receptacles(173)




Rectangular Connector Housings(2)




Standard Rectangular Connectors(1)



Wire-to-Board Connector Assemblies & Housings(157)



## Customers Also Bought



## Documents

### Product Drawings

[DYNAMIC 1100D REC HSG X 26P BLACK](#)

English

### CAD Files

[3D PDF](#)

3D

Customer View Model

[ENG\\_CVM\\_CVM\\_1-1827863-3\\_P.2d\\_dxf.zip](#)

English

Customer View Model

[ENG\\_CVM\\_CVM\\_1-1827863-3\\_P.3d\\_igs.zip](#)

English

Customer View Model

[ENG\\_CVM\\_CVM\\_1-1827863-3\\_P.3d\\_stp.zip](#)

English

By downloading the CAD file I accept and agree to the [Terms and Conditions](#) of use.

### Datasheets & Catalog Pages

[1-1773721-5\\_DYNAMIC\\_SERIES\\_QRG](#)

English

[1-1773732-4\\_DYNAMIC\\_SERIES\\_CATALOG\\_ENGLISH](#)

Japanese

[1-1773732-4\\_DYNAMIC\\_SERIES\\_CATALOG\\_ENGLISH](#)

English



### Product Specifications

#### Application Specification

English

---

### Product Environmental Compliance

#### MD\_1-1827863-3\_123020182147\_dmtec

English

#### MD\_1-1827863-3\_123020182147\_dmtec

English

---

### Instruction Sheets

#### Instruction Sheet (non U.S.)

English

---

### Agency Approvals

#### TUV Certificate

English