

5

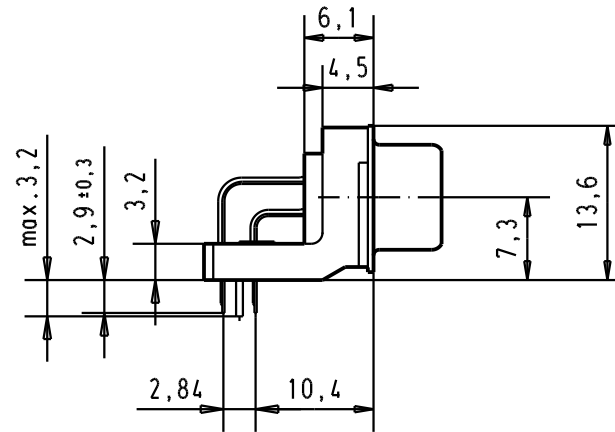
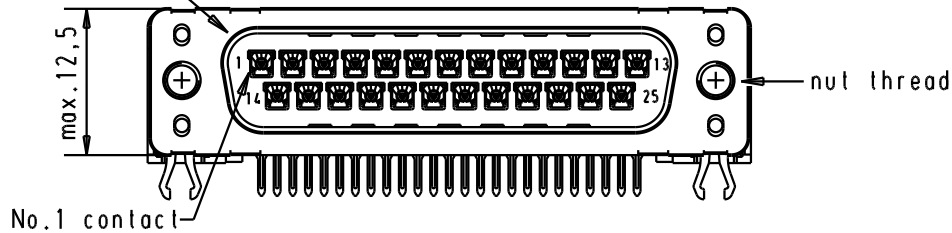
4

3

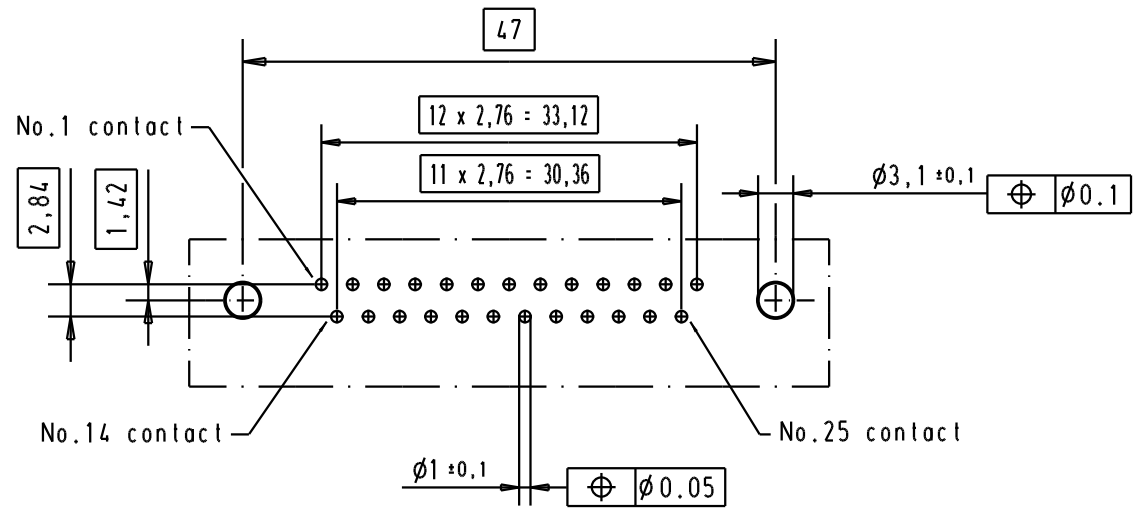
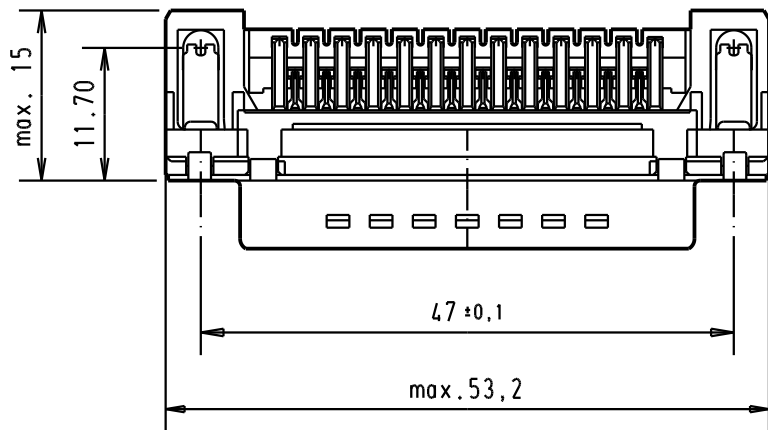
2

1

Mating face according to : MIL-C-24308 / DIN 41652 / CECC 75301-802



PCB layout hole component side



Connector retention and insertion forces on the PCB = 25 / 80 newtons

A	09 65 363 3811	M3	1							<p>All Dim. in mm Orig. Size DIN A 4</p>	D-Sub, male, standard angle, 25 poles, with solder pin, nut and grounding board lock	Maßstab/ Scale 1.5:1
	09 65 363 6811	M3	2				Detail.	18/dec/00	ALSPACE			
	09 65 363 7811	M3	3	31892	22/04/04	JH	Insp.					
	09 65 363 3812	4-40 UNC	1	31084	04/09/02	YT	Stand.					
	09 65 363 6812	4-40 UNC	2	29689	03/07/01	AA						
09 65 363 7812	4-40 UNC	3	27960	18/dec/00	ALSPACE							
Part number		Nut thread	Performance level	Mod.	Dat.	Name	HARTING EURL F-95972 Paris				TB 0965363x81x	Blatt/ Page 2
							Sub.					