



# WTB23-2P2401P01

W23-2

COMPACT PHOTOELECTRIC SENSORS

**SICK**  
Sensor Intelligence.



Illustration may differ



## Ordering information

| Type            | Part no. |
|-----------------|----------|
| WTB23-2P2401P01 | 1052377  |

Other models and accessories → [www.sick.com/W23-2](http://www.sick.com/W23-2)

## Detailed technical data

### Features

|  |                                  |
|--|----------------------------------|
| <b>Functional principle</b>            | Photoelectric proximity sensor   |
| <b>Functional principle detail</b>     | Background suppression           |
| <b>Dimensions (W x H x D)</b>          | 24.6 mm x 80.6 mm x 54 mm        |
| <b>Housing design (light emission)</b> | Rectangular                      |
| <b>Sensing range max.</b>              | 30 mm ... 1,600 mm <sup>1)</sup> |
| <b>Sensing range</b>                   | 100 mm ... 1,600 mm              |
| <b>Type of light</b>                   | Infrared light                   |
| <b>Light source</b>                    | LED <sup>2)</sup>                |
| <b>Light spot size (distance)</b>      | Ø 25 mm (800 mm)                 |
| <b>Wave length</b>                     | 880 nm                           |
| <b>Adjustment</b>                      | Potentiometer                    |
| <b>Special features</b>                | Large sensing range              |

<sup>1)</sup> Object with 90% remission (based on standard white, DIN 5033).

<sup>2)</sup> Average service life: 100,000 h at T<sub>J</sub> = +25 °C.

### Mechanics/electronics

|                       |                                   |
|-----------------------|-----------------------------------|
| <b>Supply voltage</b> | 10 V DC ... 30 V DC <sup>1)</sup> |
|-----------------------|-----------------------------------|

<sup>1)</sup> Limit values when operated in short-circuit protected network: max. 8 A.

<sup>2)</sup> May not exceed or fall below U<sub>V</sub> tolerances.

<sup>3)</sup> Without load.

<sup>4)</sup> Signal transit time with resistive load.

<sup>5)</sup> With light/dark ratio 1:1.

<sup>6)</sup> A = V<sub>S</sub> connections reverse-polarity protected.

<sup>7)</sup> C = interference suppression.

<sup>8)</sup> D = outputs overcurrent and short-circuit protected.

<sup>9)</sup> Reference voltage: 50 V DC.

|  |   |
|--|---|
| <b>Ripple</b>                          | < 5 V <sub>pp</sub> <sup>2)</sup>                     |
| <b>Current consumption</b>             | 40 mA <sup>3)</sup>                                   |
| <b>Switching output</b>                | PNP   |
| <b>Output function</b>                 | Complementary   |
| <b>Switching mode</b>                  | Light/dark switching                                  |
| <b>Signal voltage PNP HIGH/LOW</b>     | Approx. V <sub>S</sub> - 2.5 V / 0 V                  |
| <b>Output current I<sub>max.</sub></b> | ≤ 100 mA  |
| <b>Response time</b>                   | ≤ 2.5 ms <sup>4)</sup>                                |
| <b>Switching frequency</b>             | 200 Hz <sup>5)</sup>                                  |
| <b>Connection type</b>                 | Male connector M12, 4-pin                             |
| <b>Circuit protection</b>              | A <sup>6)</sup><br>C <sup>7)</sup><br>D <sup>8)</sup> |
| <b>Protection class</b>                | II <sup>9)</sup>                                      |
| <b>Weight</b>                          | 100 g   |
| <b>Special device</b>                  | ✓   |
| <b>Housing material</b>                | Plastic, ABS  |
| <b>Optics material</b>                 | Plastic, PMMA   |
| <b>Enclosure rating</b>                | IP67  |
| <b>Items supplied</b>                  | 50 x WTB23-2P2401S04                                  |
| <b>Ambient operating temperature</b>   | -30 °C ... +60 °C                                     |
| <b>Ambient temperature, storage</b>    | -40 °C ... +70 °C                                     |
| <b>UL File No.</b>                     | NRKH.E181493 & NRKH7.E181493                          |

1) Limit values when operated in short-circuit protected network: max. 8 A.

2) May not exceed or fall below U<sub>v</sub> tolerances.

3) Without load.

4) Signal transit time with resistive load.

5) With light/dark ratio 1:1.

6) A = V<sub>S</sub> connections reverse-polarity protected.

7) C = interference suppression.

8) D = outputs overcurrent and short-circuit protected.

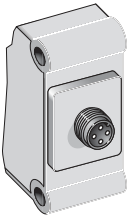
9) Reference voltage: 50 V DC.

## Classifications

|                     |          |
|---------------------|----------|
| <b>eCl@ss 5.0</b>   | 27270904 |
| <b>eCl@ss 5.1.4</b> | 27270904 |
| <b>eCl@ss 6.0</b>   | 27270904 |
| <b>eCl@ss 6.2</b>   | 27270904 |
| <b>eCl@ss 7.0</b>   | 27270904 |
| <b>eCl@ss 8.0</b>   | 27270904 |
| <b>eCl@ss 8.1</b>   | 27270904 |
| <b>eCl@ss 9.0</b>   | 27270904 |
| <b>eCl@ss 10.0</b>  | 27270904 |
| <b>eCl@ss 11.0</b>  | 27270904 |

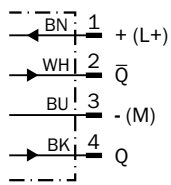
|                       |          |
|-----------------------|----------|
| <b>eCl@ss 12.0</b>    | 27270903 |
| <b>ETIM 5.0</b>       | EC002719 |
| <b>ETIM 6.0</b>       | EC002719 |
| <b>ETIM 7.0</b>       | EC002719 |
| <b>ETIM 8.0</b>       | EC002719 |
| <b>UNSPSC 16.0901</b> | 39121528 |

### Connection type

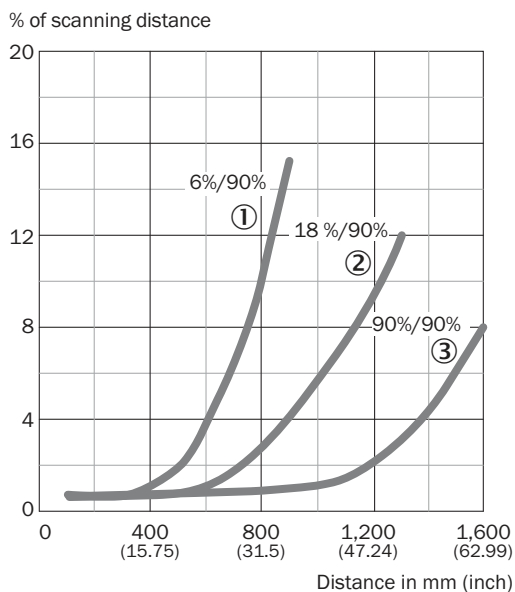


### Connection diagram

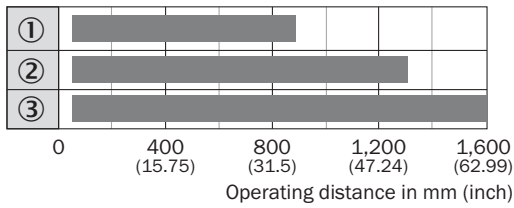
Cd-083



### Characteristic curve



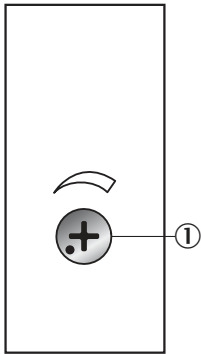
### Sensing range diagram



- ① Scanning range on black, 6 % remission
- ② Scanning range on grey, 18 % remission
- ③ Scanning range on white, 90 % remission

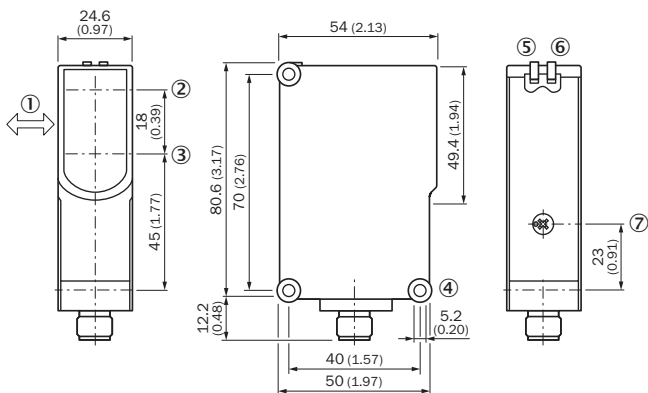
### Adjustments

#### Potentiometer



- ① Sensing range adjustment: potentiometer



### Dimensional drawing (Dimensions in mm (inch))



- ① Standard direction of the material being detected
- ② Optical axis, sender
- ③ Optical axis, receiver
- ④ Mounting hole  $\varnothing$  5.2 mm
- ⑤ LED indicator green: Supply voltage active
- ⑥ LED indicator yellow: Status of received light beam
- ⑦ Sensing range adjustment: potentiometer

Recommended accessories

Other models and accessories → [www.sick.com/W23-2](http://www.sick.com/W23-2)

|   | Brief description   | Type               | Part no. |
|---|---|--------------------|----------|
| Plug connectors and cables  |   |                    |          |
|  | Head A: female connector, M12, 4-pin, straight, A-coded<br>Head B: Flying leads<br>Cable: Sensor/actuator cable, PVC, unshielded, 5 m | YF2A14-050VB3XLEAX | 2096235  |
|  | Head A: male connector, M12, 4-pin, straight<br>Cable: unshielded   | STE-1204-G         | 6009932  |

## SICK AT A GLANCE

SICK is one of the leading manufacturers of intelligent sensors and sensor solutions for industrial applications. A unique range of products and services creates the perfect basis for controlling processes securely and efficiently, protecting individuals from accidents and preventing damage to the environment.

We have extensive experience in a wide range of industries and understand their processes and requirements. With intelligent sensors, we can deliver exactly what our customers need. In application centers in Europe, Asia and North America, system solutions are tested and optimized in accordance with customer specifications. All this makes us a reliable supplier and development partner.

Comprehensive services complete our offering: SICK LifeTime Services provide support throughout the machine life cycle and ensure safety and productivity.

For us, that is “Sensor Intelligence.”

## WORLDWIDE PRESENCE:

Contacts and other locations [www.sick.com](http://www.sick.com)