



# Product Specification

**Ningbo East Electronics Limited**  
NO. 88 East Jinhui Road, Yinzhou Ningbo 315100, P.R.China  
<http://www.east-mingtao.com>

<b>Product Name:</b>	Self-Driven Piezo Transducer
<b>Part Number:</b>	TFM 12
<b>Version:</b>	1.03
<b>Date:</b>	2019-9-6
<b>Note:</b>	

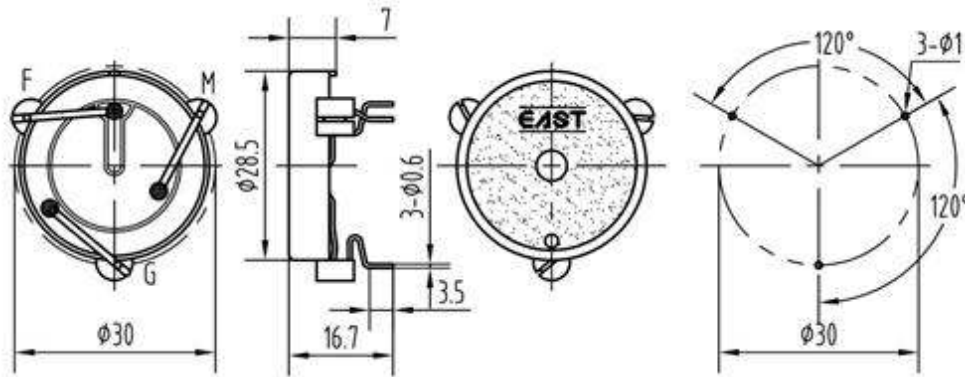
**East is an ISO 9001 , IATF16949 and ISO 14001 Certified Company**

## Revision History

<b>Rev.</b>	<b>Description</b>	<b>Author/Date</b>	<b>Checked By</b>	<b>Approver</b>
1.03	Quality management system revised	汤礼东 2019-9-6	吕文斌	王建成
1.02	Change packing qty from 1680pcs to 1728pcs	吕文斌 2017-9-12	俞凯	王建成
1.01	Pin changed	张春雷 2013-11-16	汤礼东	王建成

## 1. Part Number TFM-12

## 2. Dimension Drawing (Unit: mm)



RECOMMENDED PCB FOOT PATTERN

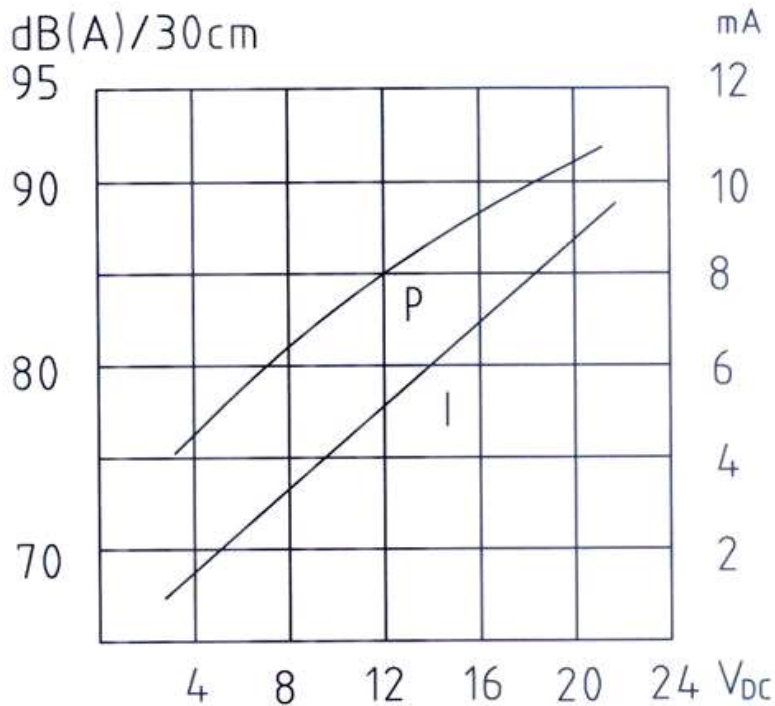
## 3. Specification

No.	Item	Specification
3-1	Min. Sound Pressure Level	83dB/12V <sub>DC</sub> /30cm
3-2	Rate Voltage	12V <sub>DC</sub>
3-3	Operating Voltage	3~28V <sub>DC</sub>
3-4	Max. Consumption	8mA/12V <sub>DC</sub>
3-5	Oscillating Frequency	3.0± 0.5kHz
3-6	Tone Nature	Continuous
3-7	Operating Temperature	-20~+70°C
3-8	Case Material /Color	PA-777B/Black
3-9	Weight	3.0g
3-10	Pin Strength	More Than 10N

### NOTES:

Test should be made under the conditions of room temperature (20±10°C), normal humidity (60±20%) and normal atmospheric pressure. In this case, however, that the judgment is questionable, the test conditions are to be changed to room temperature 20±2°C, relative humidity 60~70% and normal atmospheric pressure

#### 4. Typical Frequency Response Curve



**Note:** Distance 30 cm

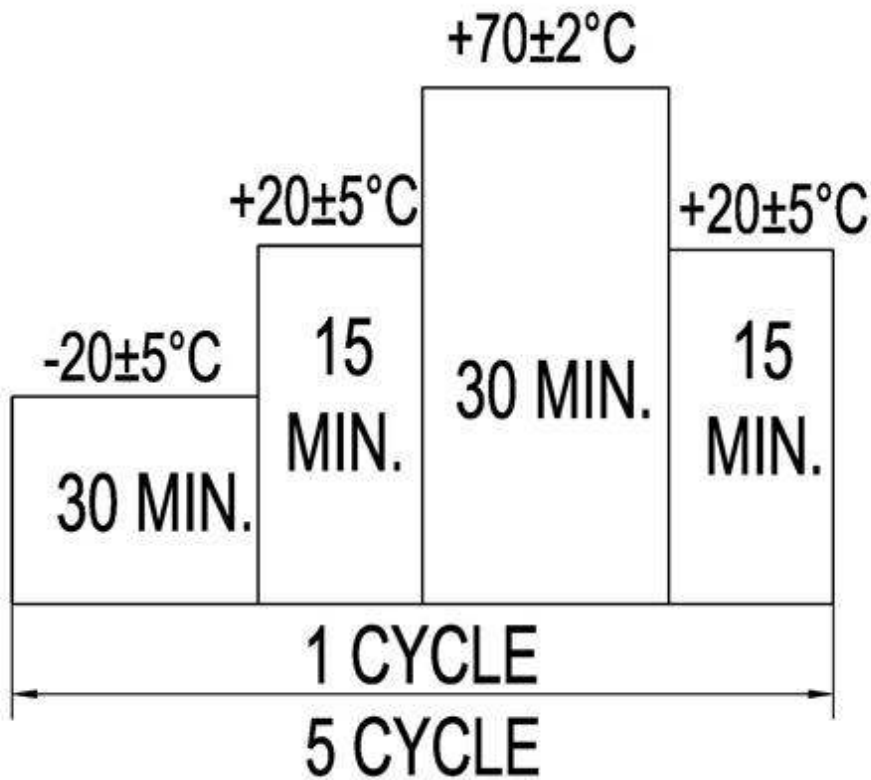
#### 5. Reliability Test

No.	Item	Method of Test	Tolerance after Testing
5-1	Operating Temperature	-20~+70°C	Sound pressure level initial value $\pm 10$ dB Max. consumption value $\pm 20\%$ Capacitance value $\pm 20\%$
5-2	Storage in high temperature	Storage in +70°C test box 96 hours then exposed to the room temperature for 2 hours	
5-3	Storage in low temperature	Storage in -20°C test box 96 hours then exposed to the room temperature for 2 hours	
5-4	Life test in the room temperature	Operate the product continuously 5 seconds on 5 seconds off 300 hours at rated voltage	
5-5	Temperature / humidity cycle test	Storage in +40°C, 93 $\pm$ 3%RH test box 96 hours then exposed to the room temperature for 2 hours	
5-6	Temperature (high and low) cycle test	Conduct the test for 5 cycles without applying power then expose to the room temperature for 2 hours.(See Figure 5-6)	
5-7	Vibration test	Conduct the test for the directions of X Y and Z for 0.5 hour each (total 1.5 hours). To-and Fri sweep time(from 10 to 55Hz and then 55 to 10) under single amplitude of 0.75mm is 3 minute, then expose to the room temperature for 2 hours	

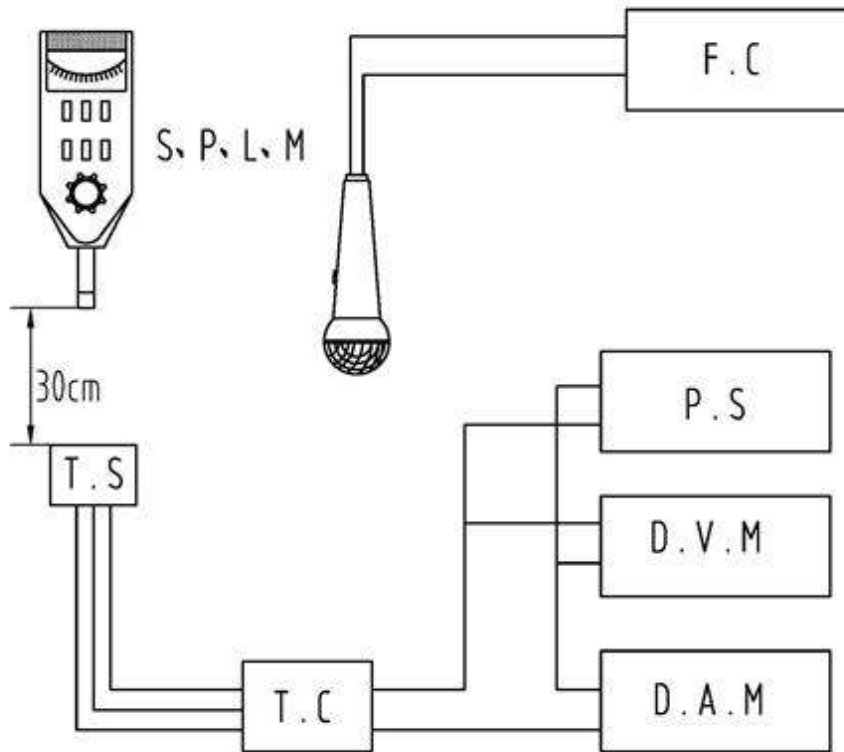
5-8	Drop test	Drop a product naturally from the height of 700mm onto the surface of 100mm thick wooden board. Two directions: upper and side of the product are to be applied for this drop test once respectively	
5-9	Soldering heat resistance test	dip the connecting pins in soldering at $260\pm 5^{\circ}\text{C}$ for $10\pm 1$ seconds	
5-10	Test of soldering	Dip the connecting pins in soldering at $230\pm 5^{\circ}\text{C}$ for $3\pm 0.5$ seconds	Solder shall be attached around over 95% of the dipped portion

**NOTE:** The pins are allowed to deform after drop test.

Figure 5-6

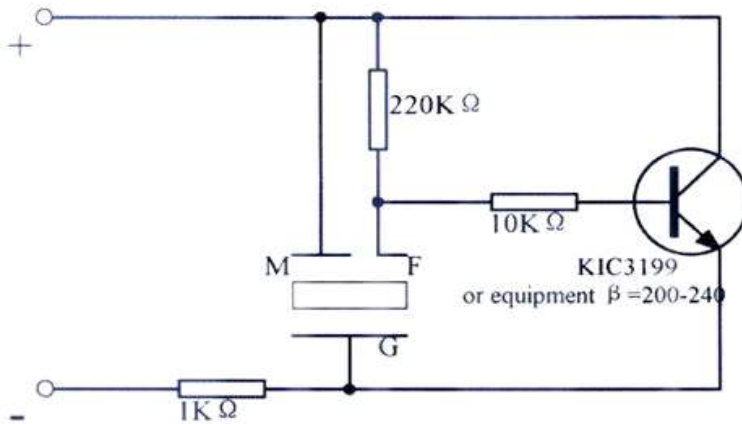


## 6. Electrical Testing Method



S.P.L.M	Sound Pressure Level Meter
T.S	Testing Sample
T.C	Testing Circuit
P.S	Power Supply
F.C	Frequency Counter
D.V.M	DC Voltage Meter
D.A.M	DC Ampere Meter

T.C:



## 7. Packing Information

**Packing: 1728 pcs per export carton**

**Carton Size: 47× 30.5× 35 cm**

**G. Weight: 8.8 kgs N. Weight: 5.2 kgs**