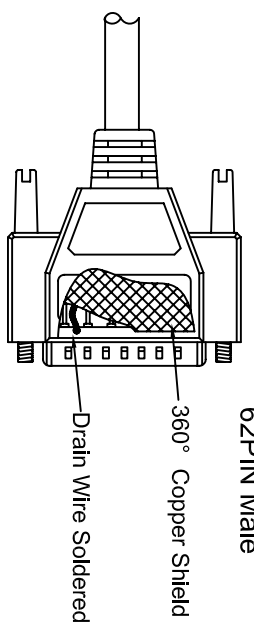
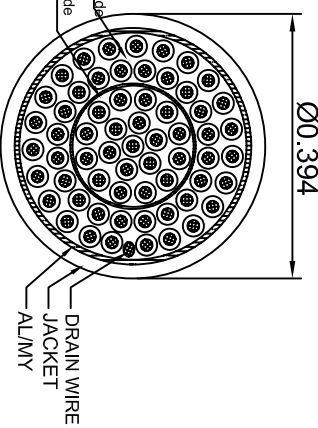
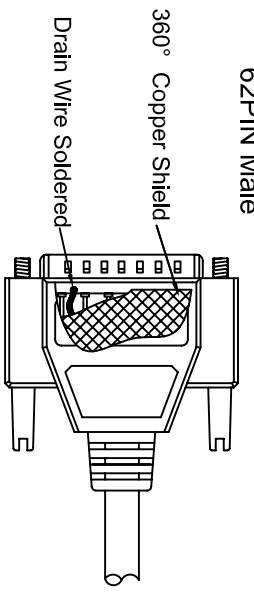
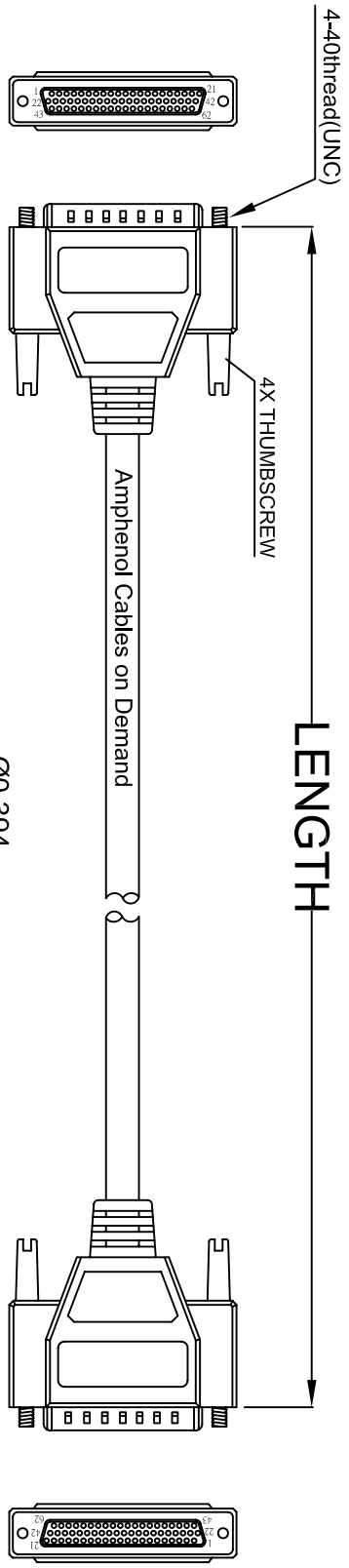


THE INFORMATION CONTAINED IN THIS DRAWING IS THE SOLE PROPERTY OF AMPHENOL CABLES ON DEMAND. ANY REPRODUCTION OR DISCLOSURE TO THIRD PARTIES, IN PART OR WHOLE, WITHOUT THE EXPRESS WRITTEN PERMISSION OF AMPHENOL CABLES ON DEMAND IS PROHIBITED.

REV.	DESCRIPTION	DATE	APPROVED
A	NEW RELEASE	03/01/07	
A1	Add wiring color	16/JAN/2012	

LENGTH



SEC A-A

LENGTH & P/N Table

LENGTH	P/N	Cable Color
2.5FT ± 1 inch	CS-DSDHD62MM0-002.5	GREY
5FT ± 2 inch	CS-DSDHD62MM0-005	GREY
10FT ± 3 inch	CS-DSDHD62MM0-010	GREY
15FT ± 3 inch	CS-DSDHD62MM0-015	GREY
25FT ± 4 inch	CS-DSDHD62MM0-025	GREY
50FT ± 8 inch	CS-DSDHD62MM0-050	GREY

PIN OUT: 1 TO 1

Male	Male	Inner Layer Code	Male	Male	Outer Layer Code	Male	Male	Outer Layer Code	Male	Male	Outer Layer Code
PIN1	PIN1	Color	PIN20	PIN20	Color	PIN42	PIN42	Color	PIN56	PIN56	Color
Black	Black	Black	Black	Black	Black	Green/Black	Green/Black	Green/Black	Blue/Black	Blue/Black	Blue/Black
Brown	Brown	Brown	Brown	Brown	Brown	Grey/Black	Grey/Black	Grey/Black	Light Green/Black	Light Green/Black	Light Green/Black
Red	Red	Red	Red	Red	Red	Pink/Black	Pink/Black	Pink/Black	Light Green/Red	Light Green/Red	Light Green/Red
Orange	Orange	Orange	Orange	Orange	Orange	Pink/Red	Pink/Red	Pink/Red	Light Green/Blue	Light Green/Blue	Light Green/Blue
Yellow	Yellow	Yellow	Yellow	Yellow	Yellow	Pink/Blue	Pink/Blue	Pink/Blue	Light Green/Green	Light Green/Green	Light Green/Green
Green	Green	Green	Green	Green	Green	Purple/Black	Purple/Black	Purple/Black	Light Blue/Black	Light Blue/Black	Light Blue/Black
Blue	Blue	Blue	Blue	Blue	Blue	Light Blue/Red	Light Blue/Red	Light Blue/Red	Light Blue/Blue	Light Blue/Blue	Light Blue/Blue
Purple	Purple	Purple	Purple	Purple	Purple	Light Blue/Green	Light Blue/Green	Light Blue/Green	Light Blue/White	Light Blue/White	Light Blue/White
Grey	Grey	Grey	Grey	Grey	Grey	Light Blue/White	Light Blue/White	Light Blue/White	Light Yellow/Black	Light Yellow/Black	Light Yellow/Black
White	White	White	White	White	White	Light Blue/Grey	Light Blue/Grey	Light Blue/Grey	Drain Wire	Drain Wire	Drain Wire
Pink	Pink	Pink	Pink	Pink	Pink	Light Green	Light Green	Light Green			
Light Green	Light Green	Light Green	Light Green	Light Green	Light Green	Light Blue/Green	Light Blue/Green	Light Blue/Green			
Black/White	Black/White	Black/White	Black/White	Black/White	Black/White	Grey/Red	Grey/Red	Grey/Red			
Brown/White	Brown/White	Brown/White	Brown/White	Brown/White	Brown/White	Purple/Black	Purple/Black	Purple/Black			
Red/White	Red/White	Red/White	Red/White	Red/White	Red/White	Blue/Black	Blue/Black	Blue/Black			
Orange/White	Orange/White	Orange/White	Orange/White	Orange/White	Orange/White	Light Green/Black	Light Green/Black	Light Green/Black			
Green/White	Green/White	Green/White	Green/White	Green/White	Green/White	Light Green/Red	Light Green/Red	Light Green/Red			
Blue/White	Blue/White	Blue/White	Blue/White	Blue/White	Blue/White	Light Green/Blue	Light Green/Blue	Light Green/Blue			
Purple/White	Purple/White	Purple/White	Purple/White	Purple/White	Purple/White	Light Green/Green	Light Green/Green	Light Green/Green			
Red/Black	Red/Black	Red/Black	Red/Black	Red/Black	Red/Black	Light Blue/Black	Light Blue/Black	Light Blue/Black			
Orange/Black	Orange/Black	Orange/Black	Orange/Black	Orange/Black	Orange/Black	Light Blue/Blue	Light Blue/Blue	Light Blue/Blue			
Green/Black	Green/Black	Green/Black	Green/Black	Green/Black	Green/Black	Light Blue/White	Light Blue/White	Light Blue/White			
Blue/Black	Blue/Black	Blue/Black	Blue/Black	Blue/Black	Blue/Black	Light Yellow/Black	Light Yellow/Black	Light Yellow/Black			
Purple/Black	Purple/Black	Purple/Black	Purple/Black	Purple/Black	Purple/Black	Drain Wire	Drain Wire	Drain Wire			
Red/Black	Red/Black	Red/Black	Red/Black	Red/Black	Red/Black	Shield	Shield	Shield			



NOTES: UNLESS OTHERWISE SPECIFIED

UNLESS OTHERWISE SPECIFIED DIMENSIONS ARE IN INCHES		TOLERANCES ARE:		ANGLES	
DECIMALS	FRACTIONS	±.XX	±.XXX	±.X°	±.X°
X					
XX					
XXX					

THIRD ANGLE PROJECTION	
------------------------	--

EAR NO.	APPROVALS	DATE	ASSEMBLY
	LF	16/JAN/2012	
CHECKED	BA	16/JAN/2012	
RESP ENG			

SIZE	DWG. NO.	SCALE	SHEET	OF
A	CS-DSDHD62MM0-XXXX			

REV.	DESCRIPTION	DATE	APPROVED
A1	NEW RELEASE	03/01/07	
A1	Add wiring color	16/JAN/2012	

Amphenol Cables on Demand
20 VALLEY ST. ENDCOTT, NY 13760

ASIM CBL Deluxe High Density
62PIN D-Sub MM

CS-DSDHD62MM0-XXXX