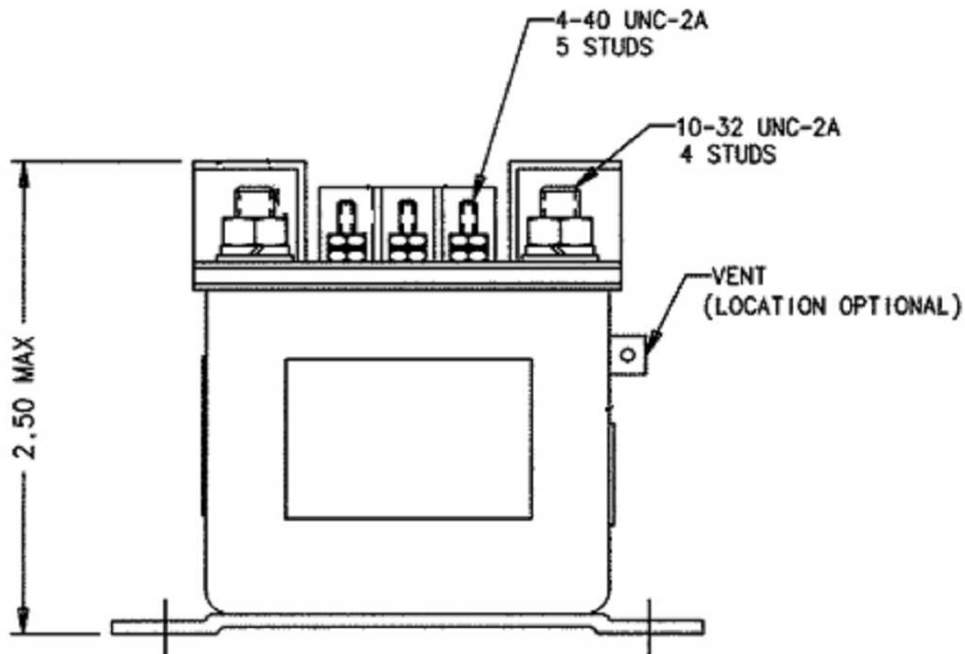
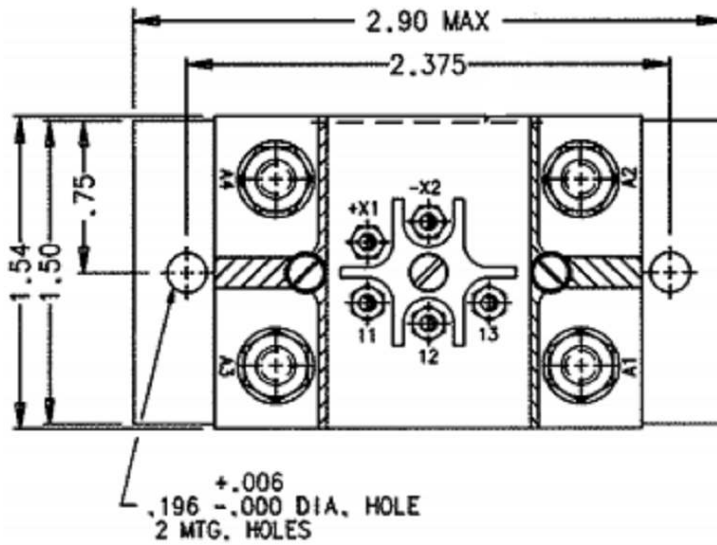


REVISIONS

REV.	ECO	DESCRIPTION	DATE	APPROVED
R	0140-02	REMOVED ITEM 12.OVERLAY-NAMEPLATE	10OCT2002	CC

NN-233C
 CONTACTOR-D.C. SPDT
 60 AMPS



ALL DIMENSIONS ARE IN INCHES



TE CONNECTIVITY
 175 N. DIAMOND STREET MANSFIELD,
 OHIO 44902

TITLE
 CONTACTOR-D.C. SPDT
 60 AMPS

TE P.N.
 1616095-2

DWG NO.
 NN-233C RELAY

DS DATA SHEET

CAGE CODE
 74063

SCALE
 NONE

SHEET
 1 OF 2

REV
 R

GENERAL SPECIFICATION

CONSTRUCTION
MAIN CONTACTS
 CONFIGURATION
 VOLTAGE-NOMINAL
 CURRENT-RES.

GASKET SEALED, VENTED

SPDT SIDE STABLE
 28 VDC
 60 AMP

AUX. CONTACTS
 CONFIGURATION
 VOLTAGE
 CURRENT-RES.

SPDT
 28 VDC OR 115 VAC 400 HZ
 5 AMP

COIL DATA
 DUTY CYCLE
 NOM. COIL VOLTAGE
 PICKUP MAX.
 DROPOUT VOLTAGE
 COIL CURRENT (HOLD)
 OPERATE TIME AT 28 VDC 25°C

 RELEASE TIME AT 28 VDC 25°C

CONTINUOUS
 28 VDC
 15 VDC AT 25°C
 2.5 - 6.5 VDC AT 25°C
 .2 AMP MAX. AT 28 VDC AT 25°C
 TYPICAL 10 MS
 MAX. 20 MS
 TYPICAL 8 MS
 MAX. 15 MS

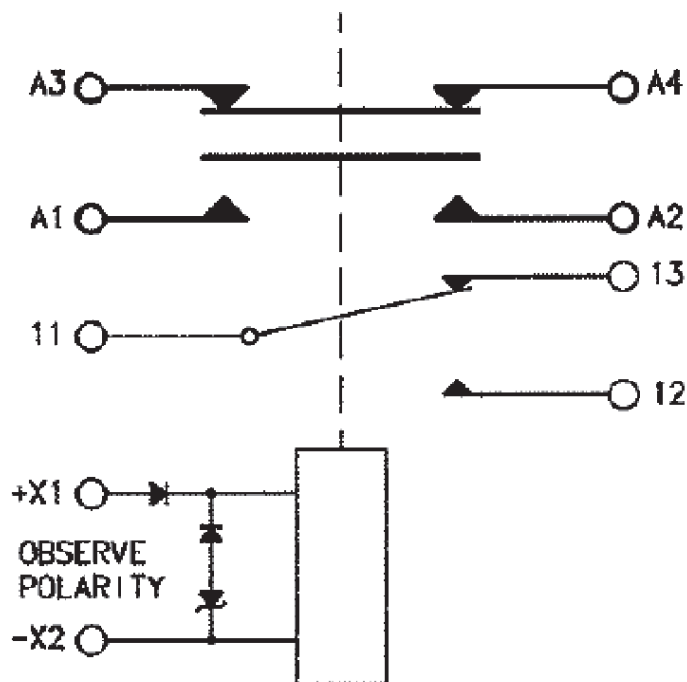
ENVIRONMENTAL DATA
 AMBIENT TEMP.
 ALTITUDE
 SHOCK
 VIBRATION
 ACCELERATION

- 55°C TO + 71°C
 50,000 FT. MAX.
 25 G'S MAX. 6 TO 9 MILLISECONDS
 10 G'S SINE
 10 G'S

LIFE ELECTRICAL
LIFE MECHANICAL
WEIGHT MAX.

50,000 CYCLES MIN.
100,000 CYCLES MIN.
7.0 OZ.

SCHEMATIC



TE CONNECTIVITY
 175 N. DIAMOND STREET MANSFIELD,
 OHIO 44902

TITLE

CONTACTOR- D.C.SPDT
 60 AMPS

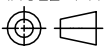
TE P.N.

1616095-2

DWG NO.

NN-233C RELAY

THIRD ANGLE PROJECTION



THIS DRAWING PREPARED
 IN ACCORDANCE WITH
 ANSI/ASMEY14.5M-1982

CAGE CODE

76043

SCALE

NONE

SHEET

2 OF 2

REV

R