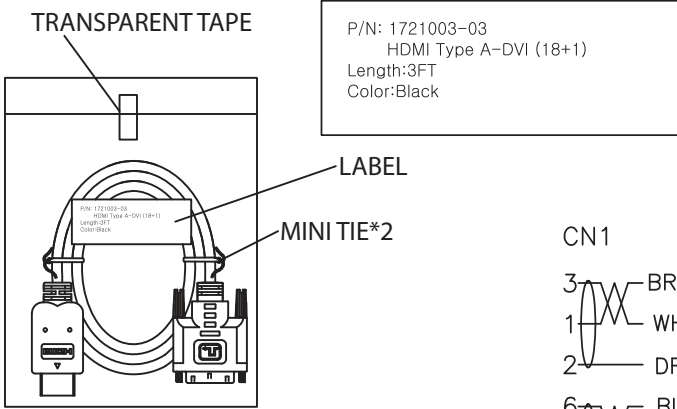
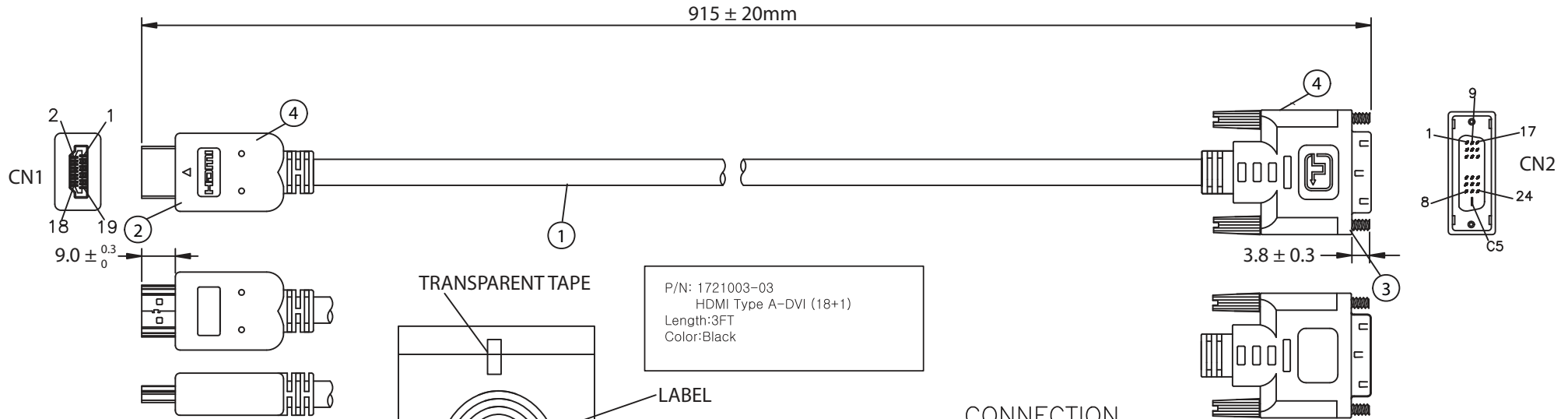
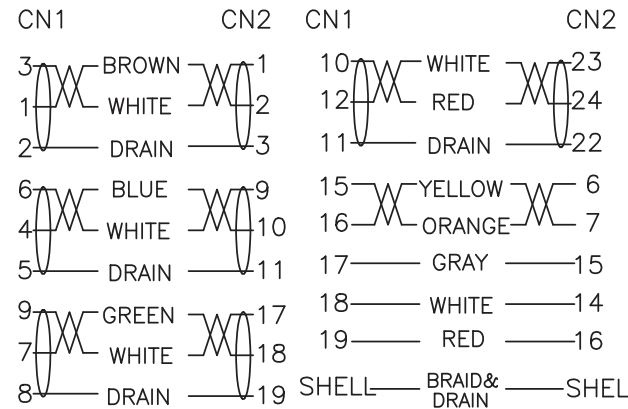


THESE DRAWINGS ARE THE PROPERTY OF QUALTEK ELECTRONICS AND NOT TO BE REPRODUCED FOR OR COMMUNICATED TO A THIRD PARTY WITHOUT THE EXPRESS WRITTEN PERMISSION OF AN OFFICER OF QUALTEK ELECTRONICS.

REVISION			
REV.	DESCRIPTION	DATE	APPROVED
A	Changed HDMI/M Mold Design / Changed from Crimp Terminal to Solder Terminal	03-12-07	DP
B	Graphics and Notes Update	01-28-08	DP
C	Updated Connector Molding and Notes	12-03-13	LY



CONNECTION



**CONTROLLED**

NOTES:

- CABLE: UL20276  
(28AWG\*1PR+EAM)\*4+28AWG\*1PR+28AWG\*3C+AE(BA)B(AL) 65%  
OUTER JACKET: BLACK, OD: 7.2 ± 0.2mm
- CONNECTOR: HDMI 19P MALE  
INSULATOR: BLACK PBT  
PIN G/F  
NICKEL PLATED SHELL
- CONNECTOR: DVI 18+1 MALE  
INSULATOR: BLACK  
PIN G/F  
NICKEL PLATED SHELL  
THUMB SCREW: 2.8\*32.5mm 4-40UNC
- PVC MOLDED: 45P BLACK
- ELECTRICAL TEST:  
<1>.100% OPEN SHORT & MISS WIRE TEST  
<2>.INSULATION RESISTANCE: DC300V 20M ohm MIN.  
<3>.CONDUCTOR RESISTANCE: 2 ohm MAX.
- 1PC/POLYBAG

Dim range (mm)	Tolerance +/- (mm)	Qualtek Electronics Corp. WCT DIVISION		
		Part Number: 1721003-03	RoHS Compliant	
0-1	0.15	Description: HDMI/M - DVI (18+1)P/M		
1-6	0.20			
6-18	0.30	Drawn / Date	UNIT: mm	REV. C
18-50	0.50			
50-120	0.70	B.Grubb 01-25-07	Checked / Date	Approved / Date
120-250	0.90			
250-500	1.20		01-25-07	JJH / 01-25-07