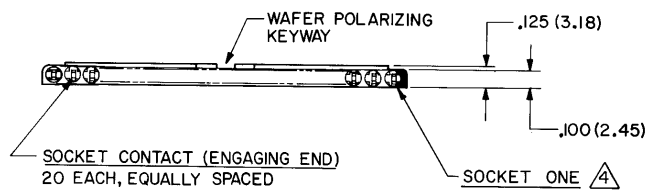
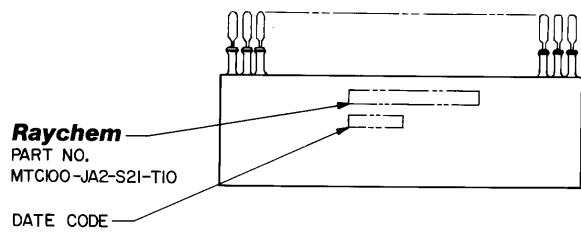
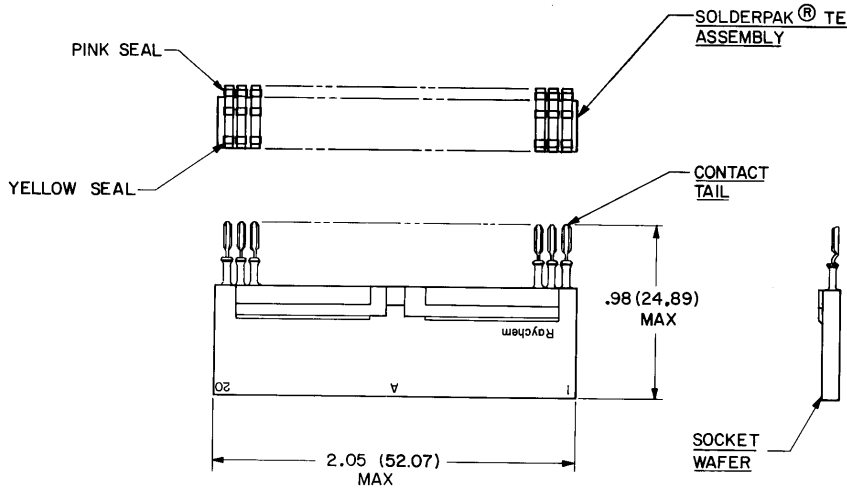


REVISIONS				
ZONE	LTR	DESCRIPTION	DATE	APPROVED
—	A	CHG'D PER DCO # T-02586	W.J. 4-27-91	73lan



⚠ WEIGHT (MAX.): $\frac{\text{LBS.}}{.0103} \mid \frac{\text{GRAMS}}{4.67}$

⚠ SOCKET ONE: SOCKET NUMBER ONE MARKED IN CONTRASTING COLOR.

3. WAFER: WAFER MEETS THE REQUIREMENTS OF RAYCHEM SPECIFICATION D-6011.

2. FINISH: 2-A SOCKET WAFER; FINISH TO BE AS MOLDED.
 2-B SOCKET CONTACT; (ENGAGING END); GOLD PLATE PER MIL-G-45204 CLASS I.
 2-C CONTACT TAIL; COATED WITH SOLDER PER QQ-S-571.

1. MATERIAL: 1-A SOCKET WAFER; HIGH GRADE POLYARYLENE THERMO-PLASTIC.
 1-B SOCKET CONTACT; COPPER ALLOY PER QQ-B-750 (A).
 1-C SOLDERPAK® TERMINATORS ASSY; REFER TO RAYCHEM DWG. CTA-0027 FOR DATA.

NOTES

If this document is printed it becomes uncontrolled.
 Check with the web for latest revision.

DO NOT SCALE THIS DRAWING

SPECIFICATION CONTROL DRAWING

© Raychem Corporation 1981

UNLESS OTHERWISE SPECIFIED DIMENSIONS ARE IN INCHES BRACKETED DIMENSIONS () ARE METRIC AND TOLERANCES ARE: .XXX: ± .005 (0.13 M.M.) .XX: ± .02 (0.51 M.M.) Δ: ± —	DRAWN	W.V.J.	1-15-81	Raychem <small>RAYCHEM CORPORATION 300 CONSTITUTION DRIVE MENLO PARK, CALIFORNIA 94025</small>
	CHECKED			
	APPROVED			SIZE C
	APPROVED			
				DWG. NO. MTC100-JA2-S21-T10
				WEIGHT ⚠
				SHEET 1 OF 1