

Part No. X1005247

GNSS (active) External Antenna

(1561 / 1575 / 1602) MHz

Supports: Tracking, Smart Home, Agriculture, Aftermarket, Healthcare, Digital Signage, Logistics, Industrial Devices



GNSS (active) External Antenna

(1561 / 1575 / 1602) MHz

KEY BENEFITS

Reduced Costs and Time-to Market

Standard antennas eliminate design fees and cycle time associated with a custom solution, getting products to market faster.

High Performance

By optimizing antenna size, performance and emissions, customer and regulatory specifications are more easily met.

Environmental Compliance

Comply with latest RoHS requirements

APPLICATIONS

- Remote Monitoring
- Point of Sale
- IoT
- Gateway
- Telematics
- Tracking
- Healthcare
- M2M, Industrial devices
- Smart Grid
- Logistics
- Energy
- Retail

Electrical Specifications

Typical characteristics in free-space using 1m cable.

Frequency (GNSS)	1561 MHz	1575 MHz	1602 MHz
Gain at Zenith	2.0 dBi	4.1 dBi	2.0 dBi
VSWR	2.0:1 max		
Polarization	RHCP		
LNA Electrical Properties			
Frequency (GNSS)	1561 MHz	1575 MHz	1602 MHz
VSWR	2.0:1 max		
Impedance	50 Ω		
Antenna Gain (@3.3 V)	28 dB / 25 dB min.		
DC Power Input	3~5 V		
Noise Figure	1.1 dB Typ.		
Power Consumption (@ 3.3 v)	9 mA Typ.		

Mechanical Specifications

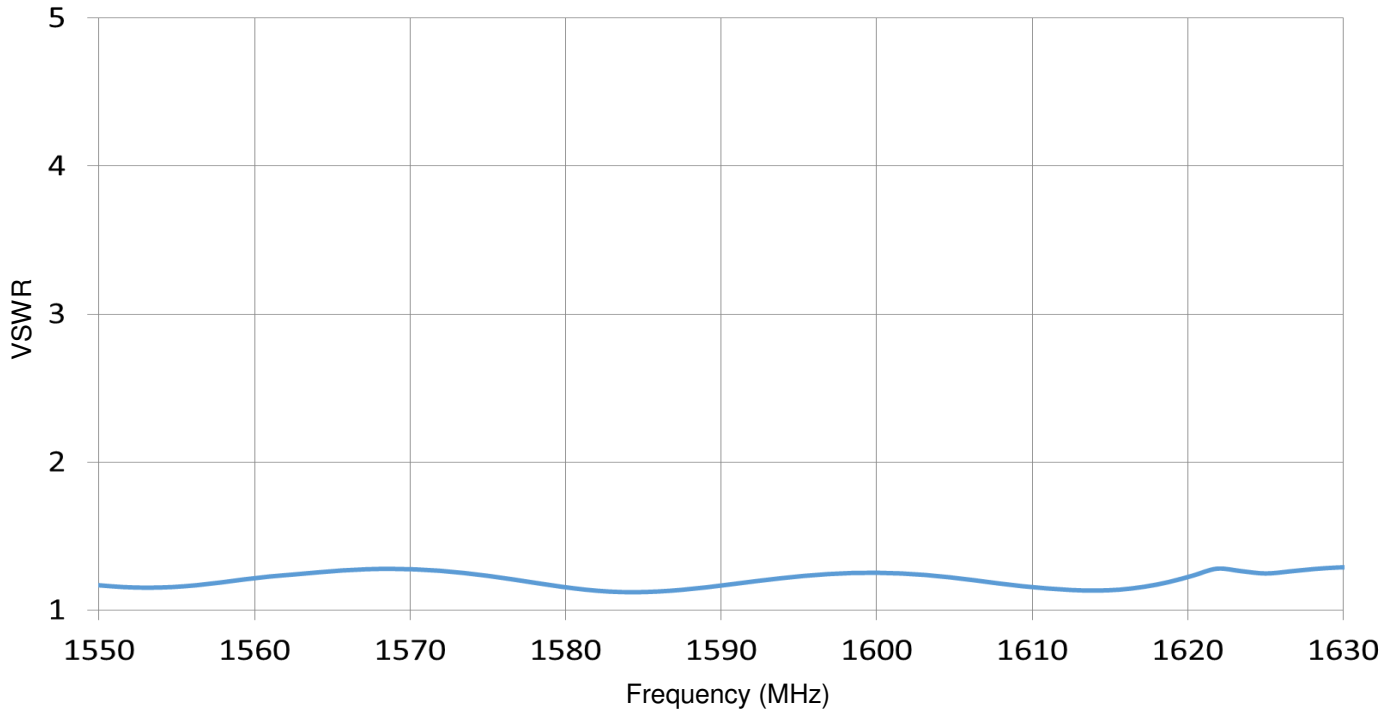
Ordering Part #	X1005247
Dimensions (mm)	44.0 x 35.2 x 14.5
Mounting Type	Foam Adhesive
Weight	42g (X1005247-GNA1SA10A1) 68g (X1005247-GNA1SA30A1)
Operating Temperature (°C)	-40 ~ +85
Housing Material & Color	PC + ABS (Black)
Cable	Length: 1.0-meter, Type: RG-174 (X1005247-GNA1SA10A1) Length: 3.0-meter, Type: RG-174 (X1005247-GNA1SA30A1)
Connector	GNSS SMA(M)
Waterproof	IPX7

GNSS (active) External KYOCERA AVX Antenna Specifications.
KYOCERA AVX produces a wide variety of standard and custom antennas to meet user needs.

VSWR Plots (GNSS 1561 & 1575 & 1602 MHz)

Typical characteristics in free-space using 1m cable.

VSWR:

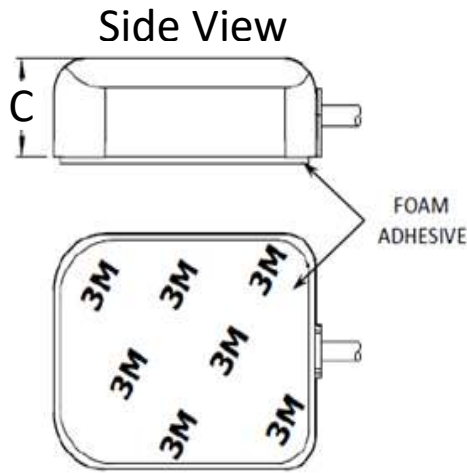
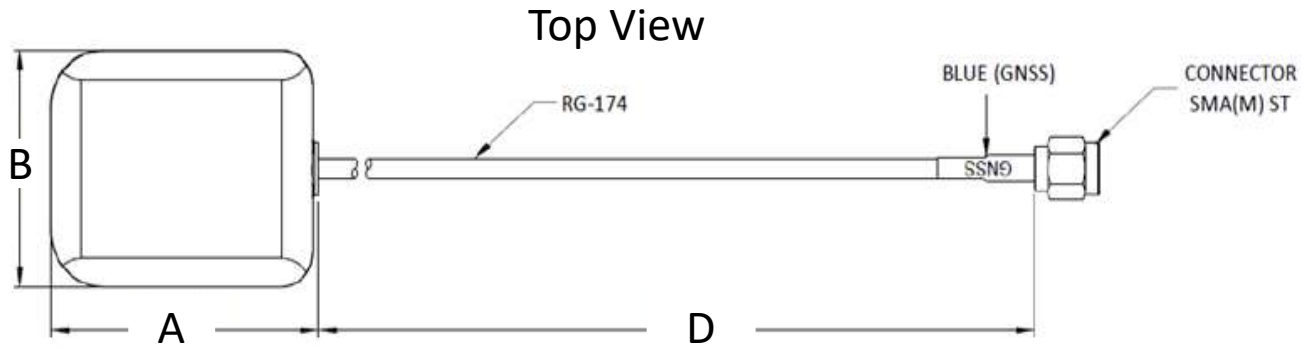


GNSS (active) External KYOCERA AVX Antenna Specifications.
 KYOCERA AVX produces a wide variety of standard and custom antennas to meet user needs.

Mechanical Dimensions

Typical antenna dimensions (mm)

Part Number	A	B	C	D
X1005247-GNA1SA10A1	44.0 ± 0.5	35.2 ± 0.5	14.5 ± 1.0	1000 ± 40.0
X1005247-GNA1SA30A1	44.0 ± 0.5	35.2 ± 0.5	14.5 ± 1.0	3000 ± 80.0



Bottom View