

# MCI High Current Automotive METCOM Powder Inductor Engineering Kit

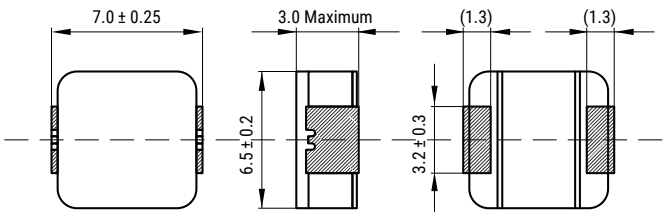
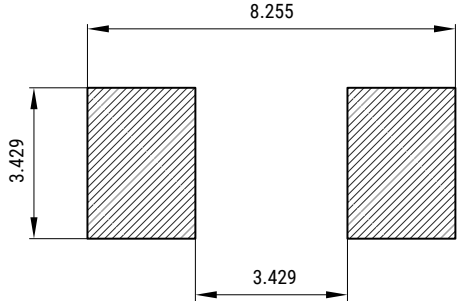
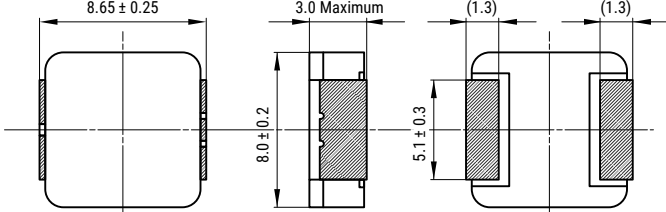
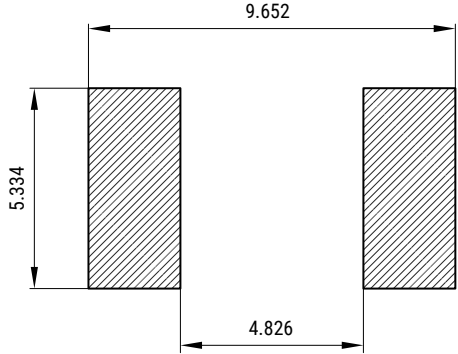
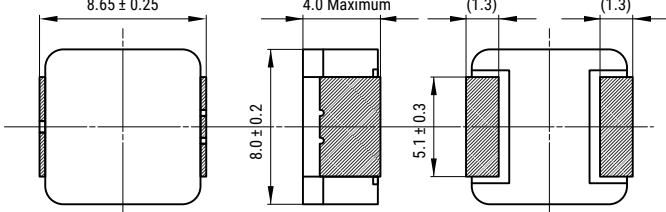
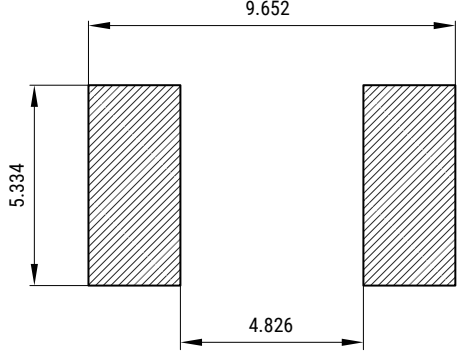
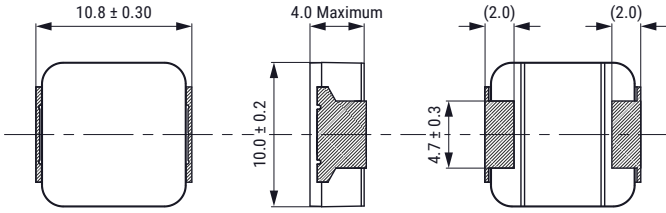
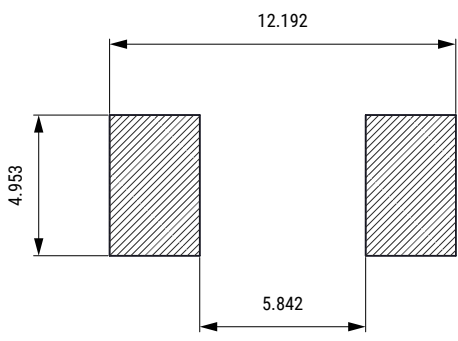
## Sample Kit Contents

KEMET Part Number	Inductance ( $\mu\text{H}$ ) at 100 kHz, 1 mA	Inductance Tolerance	Rated Current (A) $I_{\text{rms}}$ (Reference)	DC Resistance ( $\text{m}\Omega$ ) Typical	Thickness (mm) Maximum	Temperature	Quantity
MPXV1D0520LR22	0.22	20%	15.0	5.00	2.0	-55/+155°C	2
MPXV1D0520LR47	0.47	20%	12.0	7.80	2.0	-55/+155°C	2
MPXV1D0520LR10	1.00	20%	7.6	18.90	2.0	-55/+155°C	2
MPXV1D0530LR22	0.22	20%	18.4	3.90	3.0	-55/+155°C	2
MPXV1D0530LR47	0.47	20%	13.8	6.90	3.0	-55/+155°C	2
MPXV1D0530LR10	1.00	20%	10.7	11.50	3.0	-55/+155°C	2
MPXV1D0618LR10	0.10	20%	18.9	2.80	1.8	-55/+155°C	2
MPXV1D0618LR22	0.22	20%	13.7	5.30	1.8	-55/+155°C	2
MPXV1D0618LR47	0.47	20%	10.7	8.50	1.8	-55/+155°C	2
MPXV1D0618LR10	1.00	20%	7.1	19.30	1.8	-55/+155°C	2
MPXV1D0624LR10	0.10	20%	26.6	1.80	2.4	-55/+155°C	2
MPXV1D0624LR22	0.22	20%	19.4	3.30	2.4	-55/+155°C	2
MPXV1D0624LR47	0.47	20%	15.4	5.20	2.4	-55/+155°C	2
MPXV1D0624LR10	1.00	20%	10.8	10.50	2.4	-55/+155°C	2
MPXV1D0630LR10	0.10	20%	31.1	1.50	3.0	-55/+155°C	2
MPXV1D0630LR22	0.22	20%	23.3	2.60	3.0	-55/+155°C	2
MPXV1D0630LR47	0.47	20%	18.7	4.00	3.0	-55/+155°C	2
MPXV1D0630LR10	1.00	20%	13.1	8.20	3.0	-55/+155°C	2
MPXV1D0830LR22	0.22	20%	30.7	1.90	3.0	-55/+155°C	2
MPXV1D0830LR47	0.47	20%	24.0	3.10	3.0	-55/+155°C	2
MPXV1D0830LR10	1.00	20%	17.6	5.70	3.0	-55/+155°C	2
MPXV1D0840LR22	0.22	20%	35.4	1.50	4.0	-55/+155°C	2
MPXV1D0840LR47	0.47	20%	25.8	2.70	4.0	-55/+155°C	2
MPXV1D0840LR10	1.00	20%	20.8	4.20	4.0	-55/+155°C	2
MPXV1D1040LR22	0.22	20%	32.7	1.60	4.0	-55/+155°C	2
MPXV1D1040LR47	0.47	20%	26.4	2.40	4.0	-55/+155°C	2
MPXV1D1040LR10	1.00	20%	21.1	3.80	4.0	-55/+155°C	2
MPXV1D1235LR22	0.22	20%	35.2	1.60	3.5	-55/+155°C	2
MPXV1D1235LR47	0.47	20%	28.9	2.30	3.5	-55/+155°C	2
MPXV1D1235LR10	1.00	20%	21.5	4.20	3.5	-55/+155°C	2
MPXV1D1250LR22	0.22	20%	42.7	1.20	5.0	-55/+155°C	2
MPXV1D1250LR47	0.47	20%	34.8	1.80	5.0	-55/+155°C	2
MPXV1D1250LR10	1.00	20%	28.8	2.60	5.0	-55/+155°C	2
MPXV1D1264LR22	0.22	20%	53.0	1.10	6.4	-55/+155°C	2
MPXV1D1264LR47	0.47	20%	38.2	1.70	6.4	-55/+155°C	2
MPXV1D1264LR10	1.00	20%	32.2	2.30	6.4	-55/+155°C	2
MPXV1D1740LR47	0.47	20%	34.0	1.80	4.0	-55/+155°C	1
MPXV1D1740LR10	1.00	20%	30.0	2.30	4.0	-55/+155°C	1
MPXV1D1770LR47	0.47	20%	52.5	1.00	7.0	-55/+155°C	1
MPXV1D1770LR10	1.00	20%	38.0	1.80	7.0	-55/+155°C	1
MPXV1D2213LR47	0.47	20%	90.0	0.48	13.0	-55/+155°C	1
MPXV1D2213LR10	1.00	20%	74.0	1.00	13.0	-55/+155°C	1
KEMET Part Number	Inductance ( $\mu\text{H}$ ) at 100 kHz, 1 mA	Inductance Tolerance	Rated Current (A) $I_{\text{rms}}$ (Reference)	DC Resistance ( $\text{m}\Omega$ ) Typical	Thickness (mm) Maximum	Temperature	Quantity

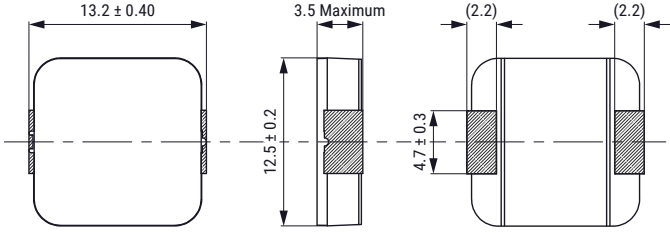
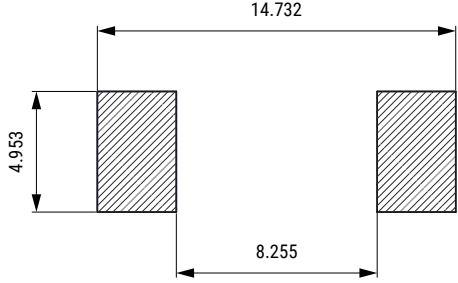
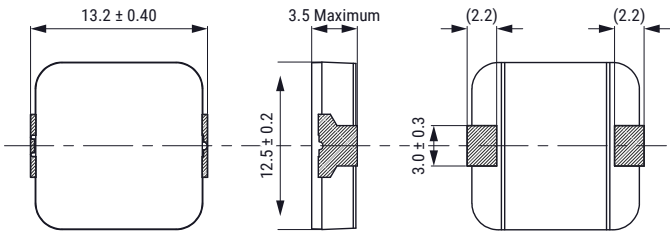
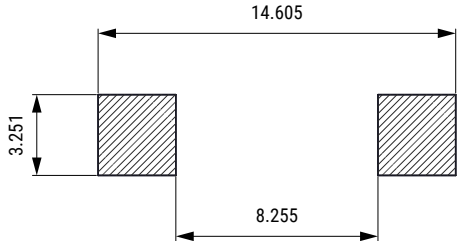
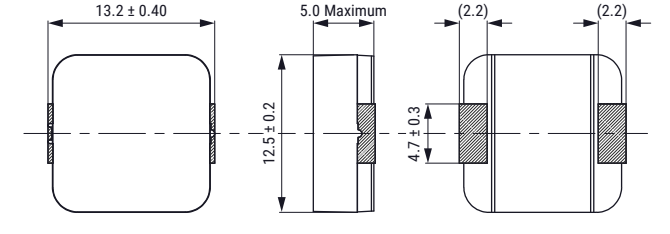
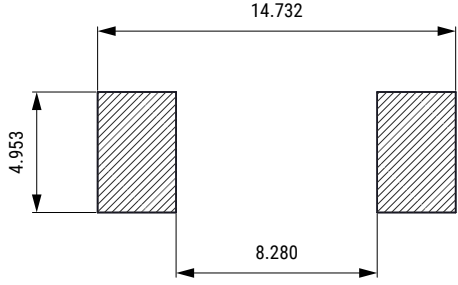
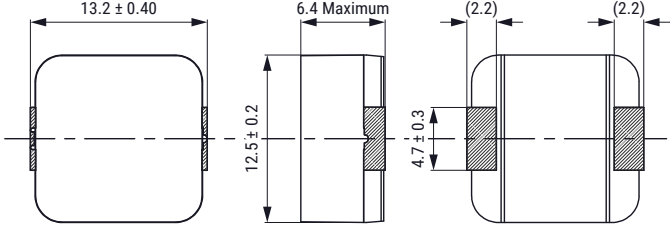
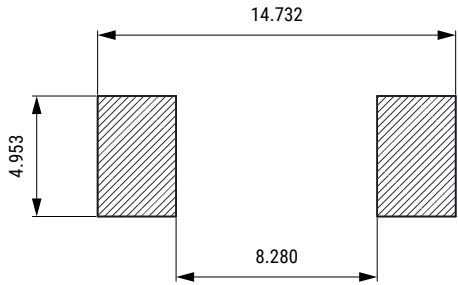
## Dimensions

Case Size	Dimensions (mm)	Land Pattern (mm)
MPXV1D0520		
MPXV1D0530		
MPXV1D0618		
MPXV1D0624		

**Dimensions cont.**

Case Size	Dimensions (mm)	Land Pattern (mm)
MPXV1D0630		
MPXV1D0830		
MPXV1D0840		
MPXV1D1040		

**Dimensions cont.**

Case Size	Dimensions (mm)	Land Pattern (mm)
MPXV1D1235 For values up to 0.47 μH or below		
MPXV1D1235 For values from 0.68 μH or above		
MPXV1D1250		
MPXV1D1264		

**Dimensions cont.**

Case Size	Dimensions (mm)	Land Pattern (mm)
MPXV1D1740		
MPXV1D1770		
MPXV1D2213		