

Accessories Power Relay RM

- For RM 2 / 3 pole, 10 / 16 A
- RoHS compliant (Directive 2002/95/EC)



F0237-B


RM Socket with screw terminals RM 78 705

Approvals

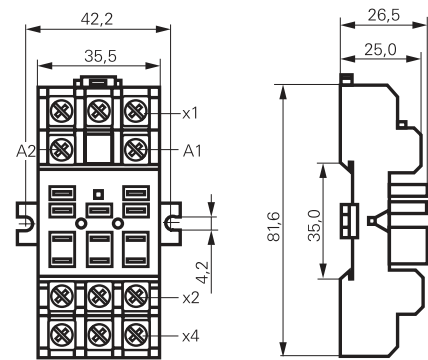
REG.-Nr. 5333 ÜG-2 (RM 78 704), REG.-Nr. 4003144 in preparation

Technical data

Rated voltage / max. switching voltage AC	250 VAC
Rated current	16 A
Dielectric strength coil-contact circuit	2500 V _{rms}
open contact circuit	1500 V _{rms}
adjacent contact circuits	2500 V _{rms}
Clearance / creepage coil-contact circuit	≥ 4.0/14.9 mm
Material group of insulation parts	IIIa
Insulation to IEC 60664-1	
Type of insulation coil-contact circuit	basic
open contact circuit	functional
adjacent contact circuits	basic
Rated insulation voltage	250 V
Pollution degree	2
Rated voltage system	230 / 400 V
Overvoltage category	III
RoHS - Directive 2002/95/EC	
RM 78 704	compliant as per product date code 0312
RM 78 705	compliant as per product date code 0522
Ambient temperature range	-40...+40°C
Terminals	screw
Terminal screw torque acc. IEC 61984	0.8 Nm
max.	1.2 Nm
Wire cross section	
single wire	2 x 2.5 mm ²
fine wire	2 x 2.5 mm ²
with bootlace crimp (DIN 46228/1)	2 x 1.5 mm ²
Insertion cycles	A (10)
Max. Insertion Force total	100 N
Mounting distance	≥ 0, dense packing
Weight	66 g
Packaging unit	100 pcs



F0114-B



S0318-B

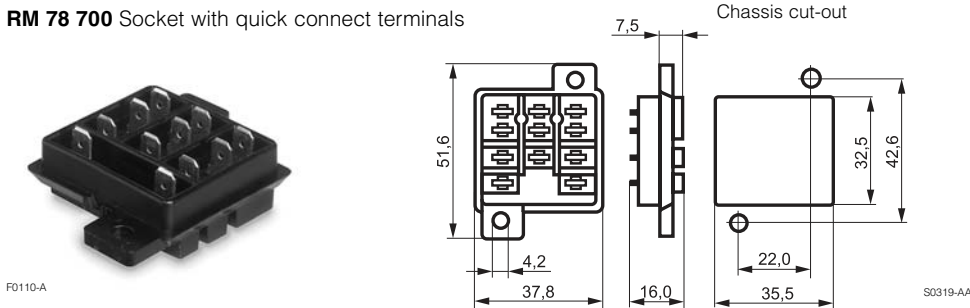
Socket with screw-type terminals

Type	Part Number
RM 78 705 Socket with screw-type terminals	2-1393844-5

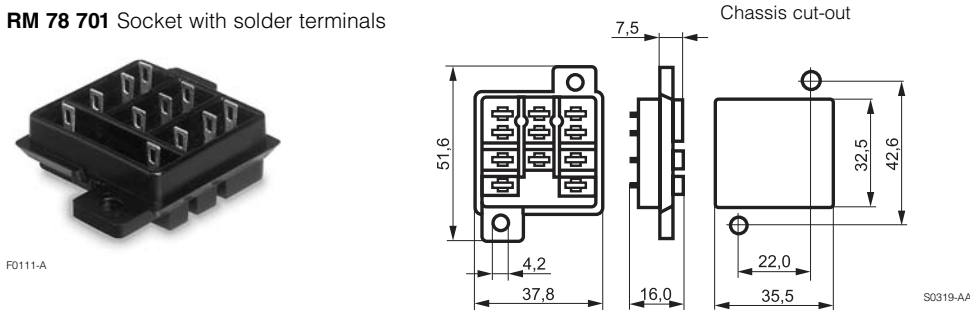
Accessories Power Relay RM (Continued)

RM Sockets for PCB and with solder terminals RM 78 700/701/702

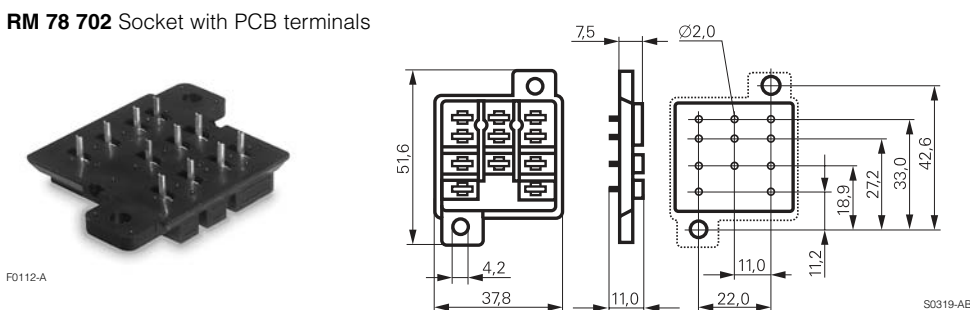
RM 78 700 Socket with quick connect terminals



RM 78 701 Socket with solder terminals



RM 78 702 Socket with PCB terminals



Approvals

UL us E135149

Technical data RM 78 700/701/702

Rated current	10 A
Rated voltage / max. switching voltage AC	240 / 400 VAC
Dielectric strength coil-contact circuit	2500 V _{rms}
open contact circuit	1500 V _{rms}
adjacent contact circuits	2500 V _{rms}
Clearance / creepage coil-contact circuit	≥ 4.0/6.3 mm
Material group of insulation parts	IIIa
Insulation to IEC 60664-1	
Type of insulation coil-contact circuit	basic
open contact circuit	functional
adjacent contact circuits	basic
Rated insulation voltage	250 V
Pollution degree	2
Rated voltage system	230 / 400 V
Overvoltage category	III

Accessories Power Relay RM (Continued)

Technical data (Continued)	RM 78 700/701/702
RoHS - Directive 2002/95/EC	compliant
Ambient temperature range	-40...+70°C
Terminals	pcb, solder terminals
Insertion cycles	A (10)
Max. Insertion Force total	100 N
Mounting distance	≥ 0, dense packing
Resistance to soldering heat	270°C / 10 s
Weight	9 g
Packaging unit	25 pcs

Sockets		
Type		Part Number
RM 78 700	Socket with quick connect terminals	1419118-6
RM 78 701	Socket with solder terminals	4-1393149-9
RM 78 702	Socket with PCB terminals	2-1393844-3

Accessories for RM 78 700, RM 78 701, RM 78 702		
Type		Part Number
RM 28 802	Metal retaining clip RM	1419118-5