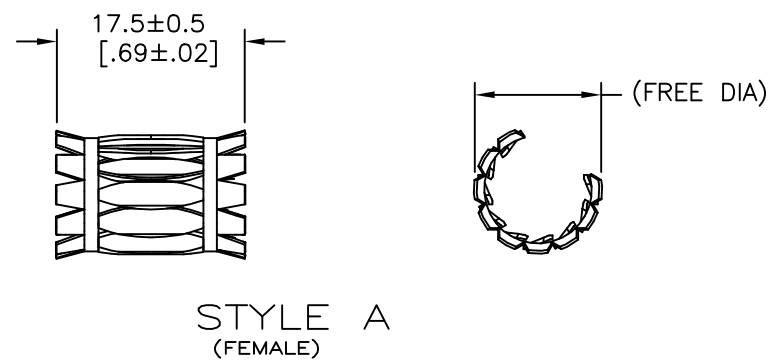
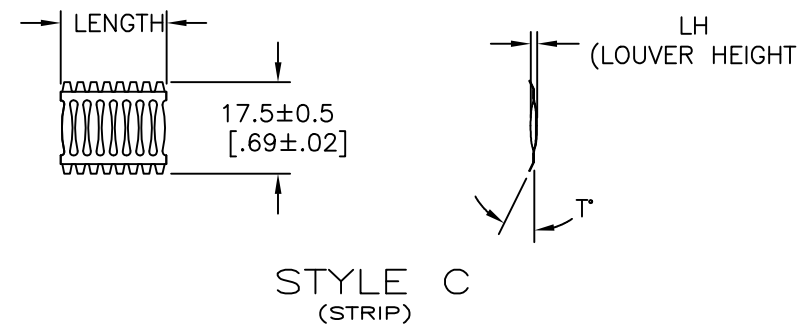


THIS DRAWING IS UNPUBLISHED. RELEASED FOR PUBLICATION
 © COPYRIGHT - By - ALL RIGHTS RESERVED.

REVISIONS				
P	LTR	DESCRIPTION	DATE	APVD
H		REVISED PER ECO-16-005106	28APR2016	NK
J		REVISED PER ECO-17-013721	15NOV2017	RS
K		REVISED PER ECO-18-002097	14FEB2018	RS



- FINISH-GOLD PLATE 2.03-2.54µm [80-100µ"] THICK
- FINISH-NICKEL PLATE 1.02-2.03µm [40-80µ"] THICK
- FINISH-NICKEL PLATE 1.27-1.91µm [50-75µ"] THICK
- FINISH-TIN PLATE 7.62-15.24µm [300-700µ"] THICK
- FINISH-SILVER PLATE 18.78µm [700-1000µ"] THICK
- FINISH-GOLD PLATE 0.25-0.51µm [10-20µ"] THICK
- FINISH-SILVER PLATE 5.08-10.16µm [200-400µ"] THICK
-
-
-
- PLATING NOTES ARE TO BE INTERPRETED AS FOLLOWS:
5-7 AS 5 OVER 7.
- MATERIAL-CDA172 BeCu.
- MATERIAL-STAINLESS STEEL.
- OBSELETE PARTS: OBSELETE CIS STREAMLINING PER D.RENAUD/D.SINISI

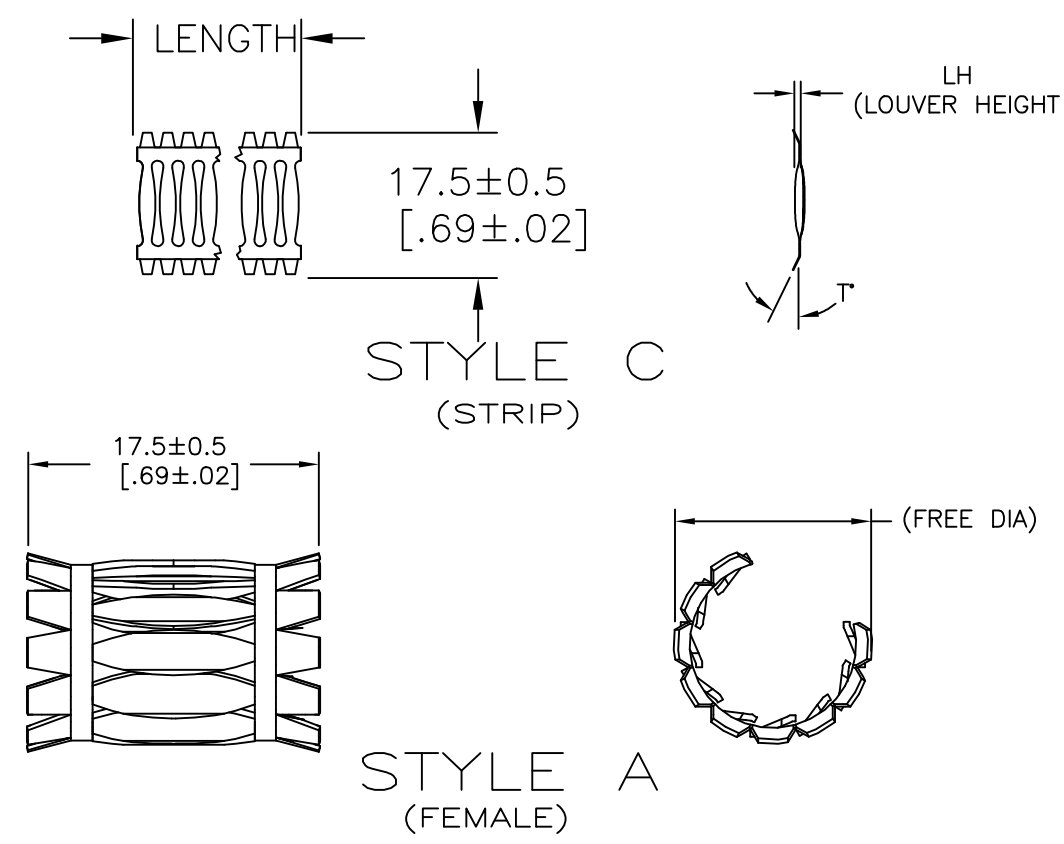
(FREE DIA)	LH	STYLE	T*	MATING PIN Ø REF	NUM LOUV	PLATING	MAT'L NOTE	MAT'L THK	REF	PART NUMBER			
[.45]	[.050]	A	15	9.01[.355]	117-2	12	0.15[.006]	01210	5-192013-0	OBSELETE			
[.52]	[.046]	A	15	8.97[.353]	13UNPL	12	0.08[.003]	01126	4-192013-9	△			
[.42]	[.050]	A	15	7.92[.312]	10UNPL	13	0.15[.006]	01116	4-192013-8	△			
[.42]	[.052]	A	15	7.92[.312]	107-2	12	0.20[.008]	01118	4-192013-7	OBSELETE			
[.42]	[.050]	A	15	7.92[.312]	106-2	12	0.15[.006]	01217	4-192013-6	OBSELETE	△		
[.42]	[.050]	A	15	7.92[.312]	107-2	12	0.15[.006]	01117	4-192013-5				
[.42]	[.050]	A	15	7.92[.312]	10UNPL	12	0.15[.006]	01266	4-192013-4	OBSELETE	△		
[.42]	[.050]	A	15	7.92[.312]	107-2	12	0.10[.004]	01281	4-192013-3	OBSELETE			
		C	15	--	877-2	12	0.15[.006]	01030	4-192013-2	OBSELETE			
1.48	[.052]	A	45	31.8[1.250]	397-2	12	0.20[.008]	01219	4-192013-1	OBSELETE			
1.48	[.052]	A	45	31.8[1.250]	39UNPL	12	0.20[.008]	01218	4-192103-0	△			
1.48	[.050]	A	45	31.8[1.250]	397-2	12	0.15[.006]	01209	3-192013-9	OBSELETE			
1.45	[.050]	A	45	30.1[1.187]	387-2	12	0.15[.006]	01193	3-192013-8				
1.21	[.050]	A	45	26.2[1.032]	337-2	12	0.15[.006]	01214	3-192013-7	OBSELETE	△		
1.15	[.050]	A	45	25.0[.984]	317-2	12	0.15[.006]	01319	3-192013-6	OBSELETE			
1.02	[.050]	A	45	21.6[.850]	277-2	12	0.15[.006]	01208	3-192013-5				
1.05	[.050]	A	45	21.4[.842]	287-2	12	0.15[.006]	01165	3-192013-4	OBSELETE			
.92	[.052]	A	45	19.1[.750]	247-2	12	0.20[.008]	01300	3-192013-3	△			
	[.050]	C	45		555-2	12	0.15[.006]	01041	3-192013-2				
	[.050]	C	45		55UNPL	12	0.15[.006]	01044	3-192013-1				
									3-192013-0	OBSELETE			
	[.050]	C	15		487-2	12	0.15[.006]	01043	2-192013-9				
	[.050]	C	15		417-2	12	0.15[.006]	01027	2-192013-8				
	[.050]	C	15		417-2	12	0.10[.004]	01028	2-192013-7				
	[.050]	C	15		407-2	12	0.15[.006]	01243	2-192013-6	OBSELETE			
	[.050]	C	15		407-2	12	0.10[.004]	01047	2-192013-5	△			
	[.050]	C	45		357-2	12	0.15[.006]	01033	2-192013-4				
	[.050]	C	15		357-2	12	0.15[.006]	01032	2-192013-3				
	[.050]	C	15		357-2	12	0.10[.004]	01299	2-192013-2				
									2-192013-1	OBSELETE			
									2-192013-0	OBSELETE			
	[.050]	C	15		337-2	12	0.15[.006]	01026	1-192013-9	OBSELETE			
	[.050]	C	15		337-2	12	0.10[.004]	01025	1-192013-8				
									1-192013-7	△			
		C	15		--	207-2	12	0.15[.006]	01035	1-192013-6	OBSELETE		
	[.050]	C	15		--	194	12	0.15[.006]	01051	1-192013-5	OBSELETE	△	
		C	15		--	197-2	12	0.15[.006]	01031	1-192013-4	OBSELETE		
	[.050]	C	15		--	177-2	12	0.15[.006]	01059	1-192013-3	OBSELETE		
	[.050]	C	15		--	147-2	12	0.15[.006]	01053	1-192013-2			
	[.050]	C	15		--	134	12	0.15[.006]	01065	1-192013-1	△		
	[.050]	C	15		--	137-2	12	0.15[.006]	01077	△	1-192013-0		
	[.050]	C	15		--	127-2	12	0.15[.006]	01055	△	1-192013-9		
											1-192013-8	OBSELETE	
	[.050]	C	15		--	121-3	12	0.10[.004]	01069	△	1-192013-7		
	[.050]	C	15		--	117-2	12	0.15[.006]	01057	△	1-192013-6		
	[.050]	C	15		--	104	12	0.15[.006]	01056	△	1-192013-5		
	[.050]	C	15		--	107-2	12	0.15[.006]		△	1-192013-4		
	[.050]	C	15		--	101-2	12	0.10[.004]	01046	△	1-192013-3		
	[.050]	C	15		--	97-2	12	0.15[.006]	01081	△	1-192013-2		
	[.050]	C	15		--	57-2	12	0.15[.006]	01045	△	1-192013-1		

THIS DRAWING IS A CONTROLLED DOCUMENT.		DWN RA JAYNE 07-01-91		
DIMENSIONS: mm [INCHES]		CHK G.STEINHAUER 07-01-91		
TOLERANCES UNLESS OTHERWISE SPECIFIED: 0 PLC ± - 1 PLC ± - 2 PLC ± 0.5 [.02] 3 PLC ± 0.25 [.010] 4 PLC ± - ANGLES ± -		APVD G.STEINHAUER 07-01-91	NAME CONTACT BAND,FEMALE	
MATERIAL SEE TABLE		PRODUCT SPEC APPLICATION SPEC	SIZE A2	CAGE CODE 00779
		WEIGHT -	DRAWING NO C=192013	RESTRICTED TO -
		CUSTOMER DRAWING		SCALE NTS
		SHEET 1 of 2		REV K

THIS DRAWING IS UNPUBLISHED. RELEASED FOR PUBLICATION ALL RIGHTS RESERVED.

(FREE DIA)	LH	STYLE	T	MATING PIN	t	REF	NUM LOUV	PLATING	MAT'L NOTE	MAT'L THK	REF	PART NUMBER	
[.89]	.052	A	15	19.1[.750]	23	UNPL	12	0.20[.008]	01248	9	192013-9		△
[.92]	.050	A	15	19.1[.750]	24	UNPL	13	0.15[.006]	01203	9	192013-8		△
[.92]	.050	A	15	19.1[.750]	24	6-2	12	0.15[.006]	01234	9	192013-7		OBSOLETE
[.92]	.050	A	15	19.1[.750]	24	7-2	12	0.15[.006]	01154	9	192013-6		
[.92]	.050	A	15	19.1[.750]	24	UNPL	12	0.15[.006]	01152	9	192013-5		OBSOLETE △
											9-192013-4		OBSOLETE
[.89]	.050	A	15	19.1[.750]	23	7-2	12	0.15[.006]	01255	9	192013-3		
[1.75]	.050	A	15	19.1[.750]	23	7-2	12	0.10[.004]	01279	9	192013-2		△
[.92]	.046	A	15	19.1[.750]	24	7-2	12	0.08[.003]	01151	9	192013-1		
[.92]	.046	A	15	19.1[.750]	24	UNPL	12	0.08[.003]	01297	9	192013-0		OBSOLETE
[.85]	.050	A	15	17.4[.685]	22	7-2	12	0.15[.006]	01223	8	192013-9		OBSOLETE
[.80]	.052	A	15	15.88[.625]	20	7-2	12	0.20[.008]	01245	8	192013-8		△
[.80]	.052	A	15	15.88[.625]	20	UNPL	12	0.20[.008]	01289	8	192013-7		OBSOLETE
[.76]	.052	A	15	15.88[.625]	19	7-2	12	0.20[.008]	01259	8	192013-6		OBSOLETE
[.76]	.052	A	15	15.88[.625]	19	UNPL	12	0.20[.008]	01258	8	192013-5		△
[.83]	.050	A	15	15.88[.625]	21	7-2	12	0.15[.006]	01207	8	192013-4		OBSOLETE
[.80]	.050	A	15	15.88[.625]	20	6-2	12	0.15[.006]	01317	8	192013-3		
[.80]	.050	A	15	15.88[.625]	20	7-2	12	0.15[.006]	01148	8	192013-2		
[.76]	.050	A	15	15.88[.625]	19	7-2	12	0.15[.006]	01311	8	192013-1		△
[1.50]	.050	A	15	15.88[.625]	20	7-2	12	0.10[.004]	01273	8	192013-0		△
[.80]	.050	A	15	15.57[.613]	20	7-2	12	0.15[.006]	01202	7	192013-9		
[.73]	.052	A	15	14.27[.562]	18	7-2	12	0.20[.008]	01143	7	192013-8		
[.45]	.050	A	15	9.01[.355]	11	UNPL	12	0.15[.006]			7-192013-7		
[.73]	.050	A	15	14.0[.551]	18	7-2	12	0.15[.006]	01264	7	192013-6		
[.70]	.050	A	15	14.0[.551]	17	7-2	12	0.15[.006]	01141	7	192013-5		OBSOLETE
[.69]	.052	A	15	12.7[.500]	16	7-2	12	0.20[.008]	01137	7	192013-4		△
[.69]	.052	A	15	12.7[.500]	16	UNPL	12	0.20[.008]	01247	7	192013-3		OBSOLETE
[.69]	.050	A	15	12.7[.500]	16	UNPL	13	0.15[.006]	01244	7	192013-2		
[.69]	.050	A	15	12.7[.500]	16	7-2	12	0.15[.006]	01206	7	192013-1		
[.69]	.046	A	15	12.7[.500]	16	7-2	12	0.08[.003]	01275	7	192013-0		OBSOLETE △
[.64]	.052	A	15	11.99[.472]	15	7-2	12	0.20[.008]	01304	6	192013-9		OBSOLETE
[.55]	.050	A	15	11.99[.472]	14	UNPL	13	0.15[.006]	01073	6	192013-8		OBSOLETE △
[.64]	.050	A	15	11.99[.472]	15	7-2	12	0.15[.006]	01135	6	192013-7		
[.64]	.050	A	15	11.99[.472]	15	UNPL	12	0.15[.006]	01134	6	192013-6		
[1.25]	.050	A	15	11.99[.472]	15	7-2	12	0.10[.004]	01286	6	192013-5		
[.80]	.050	A	15	15.88[.625]	20	UNPL		0.15[.006]			6-192013-4		△
[.67]	.046	A	15	12.7[.500]	16	UNPL		0.08[.003]			6-192013-3		
[.53]	.050	A	15	10.0[.394]	13	UNPL		0.15[.006]			6-192013-2		
[.55]	.052	A	15	11.1[.437]	14	7-2	12	0.20[.008]	01131	6	192013-1		OBSOLETE
[.55]	.050	A	15	11.1[.437]	14	UNPL	13	0.15[.006]	01246	6	192013-0		
[.55]	.050	A	15	11.1[.437]	14	7-2	12	0.15[.006]	01211	5	192013-9		
[.55]	.050	A	15	11.02[.434]	14	6-2	12	0.15[.006]	01128	5	192013-8		
[.55]	.050	A	15	11.02[.434]	14	UNPL	12	0.15[.006]	01216	5	192013-7		△
[.52]	.050	A	15	10.0[.394]	13	6-2	12	0.15[.006]	01272	5	192013-6		OBSOLETE
[.52]	.050	A	15	10.0[.394]	13	7-2	12	0.15[.006]	01205	5	192013-5		OBSOLETE
[.50]	.050	A	15	9.53[.375]	12	7-2	12	0.15[.006]	01124	5	192013-4		
[.48]	.050	A		9.53[.375]	12	7-2	12	0.10[.004]	01268	5	192013-3		
[.48]	.052	A	15	9.07[.357]	12	7-2	12	0.20[.008]	01122	5	192013-2		△
[.45]	.050	A	15	9.01[.355]	11	6-2	12	0.15[.006]	01121	5	192013-1		OBSOLETE

REVISIONS				
P	LTR	DESCRIPTION	DATE	APVD
-	-	SEE SHEET 1	-	-



(FREE DIA) LH STYLE T \$ MATING PIN t REF NUM LOUV PLATING MAT'L NOTE MAT'L THK REF PART NUMBER

THIS DRAWING IS A CONTROLLED DOCUMENT.

DIMENSIONS: mm [INCHES]	TOLERANCES UNLESS OTHERWISE SPECIFIED: 0 PLC ± - 1 PLC ± - 2 PLC ± 0.5 [.02] 3 PLC ± 0.25 [.010] 4 PLC ± - ANGLES ± -	DWN RA JAYNE 07-01-91 CHK G.STEINHAUER 07-01-91 APVD G.STEINHAUER 07-01-91		
MATERIAL SEE TABLE	FINISH SEE TABLE	NAME G.STEINHAUER	PRODUCT SPEC -	APPLICATION SPEC -
CUSTOMER DRAWING		SIZE A2	CAGE CODE 00779	DRAWING NO C=192013
SCALE NTS		SHEET 2 of 2		REV K