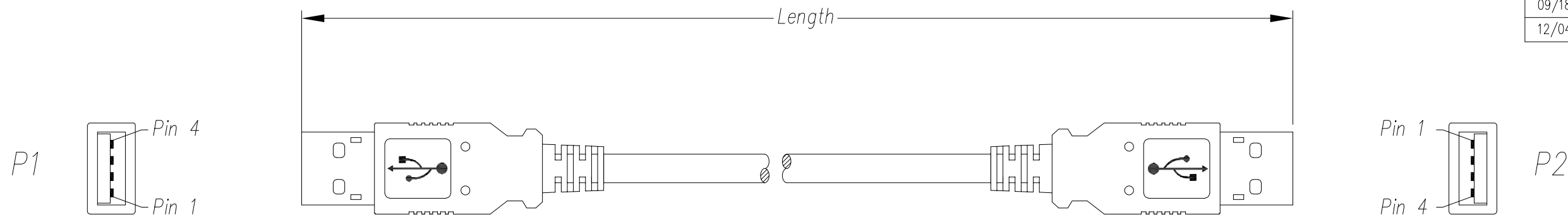


| DATE | REV | ECN | APP'D. BY |
|----------|-----|----------|-----------|
| 08/31/17 | A0 | Released | JRC |
| 09/18/17 | A1 | 11095 | GWL |
| 12/04/19 | A2 | 11483 | ADB |



Notes:

- 1) Each cable assembly to be individually bagged.
- 2) Cable Construction USB 2.0 UL Style 1
 - 28 AWG 1 Twisted Pair
 - 24 AWG x 2C
 - AMA BRAID
 - 4.5mm OD
 - Beige PVC Jacket
- 3) CONNECTOR P1 & P2: USB A Male 2.0 White Insulator, Gold flash on contacts, Nickel Plated Shell
- 4) Hood P1 & P2: Molded Beige PVC Strain Relief
- 5) All cables tested for Continuity & Shorts

P/N Key:

SC-2AAExxxF

Length

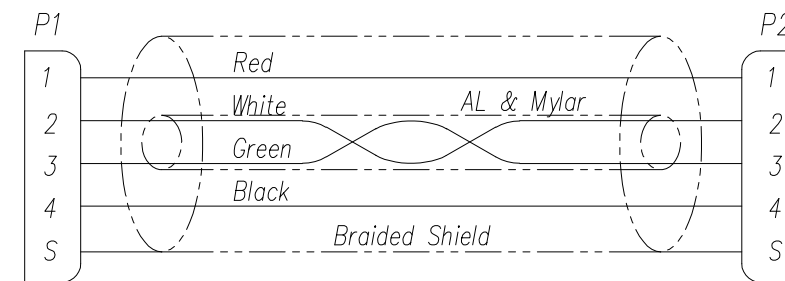
003 = 3 Ft
 006 = 6 Ft
 010 = 10 Ft

O/A Length Tolerance:

| <u>Metric</u> | |
|---------------|-------|
| 0 ~ 200mm | ±10mm |
| 201 ~ 1000mm | ±20mm |
| 1001 ~ 1500mm | ±25mm |
| 1501 ~ 2100mm | ±30mm |
| >2100mm | ±40mm |

| <u>Imperial</u> | |
|-----------------|---------|
| 0 ~ 1ft | ±0.5in |
| 2ft ~ 3ft | ±0.75in |
| 4ft ~ 7ft | ±1.0in |
| > 7ft | ±1.5in |


Wiring Map: USB 2.0 Hi-Speed



Example Parts Numbers

| Feet | |
|-------------|--------|
| P/N | Length |
| SC-2AAE003F | 3' |
| SC-2AAE006F | 6' |
| SC-2AAE010F | 10' |

For Part Numbers Not Shown Follow Part Number Key Format



| | |
|--|--|
| THIRD ANGLE PROJECTION | 11118 Susquehanna Trail South Glen Rock, PA 17327-9199 (717) 235-7512 http://www.stewartconnector.com |
| DO NOT SCALE DRAWING DRAWING IS SUBJECT TO CHANGE WITHOUT NOTICE DIMENSIONS: INCHES [METRIC] UNLESS OTHERWISE SPECIFIED TOLERANCES ARE ±.005 [0.13] ANGLES ARE ± 1° | TITLE: Cable Assembly, USB 2.0, Type A/M-Type A/M, Beige |
| SHEET NO. 1 OF 1 | DRN BY: KAC DATE 08/30/17 APPD BY: JRC DATE 08/31/17 DWG NO. CT999151 REV. A2 |