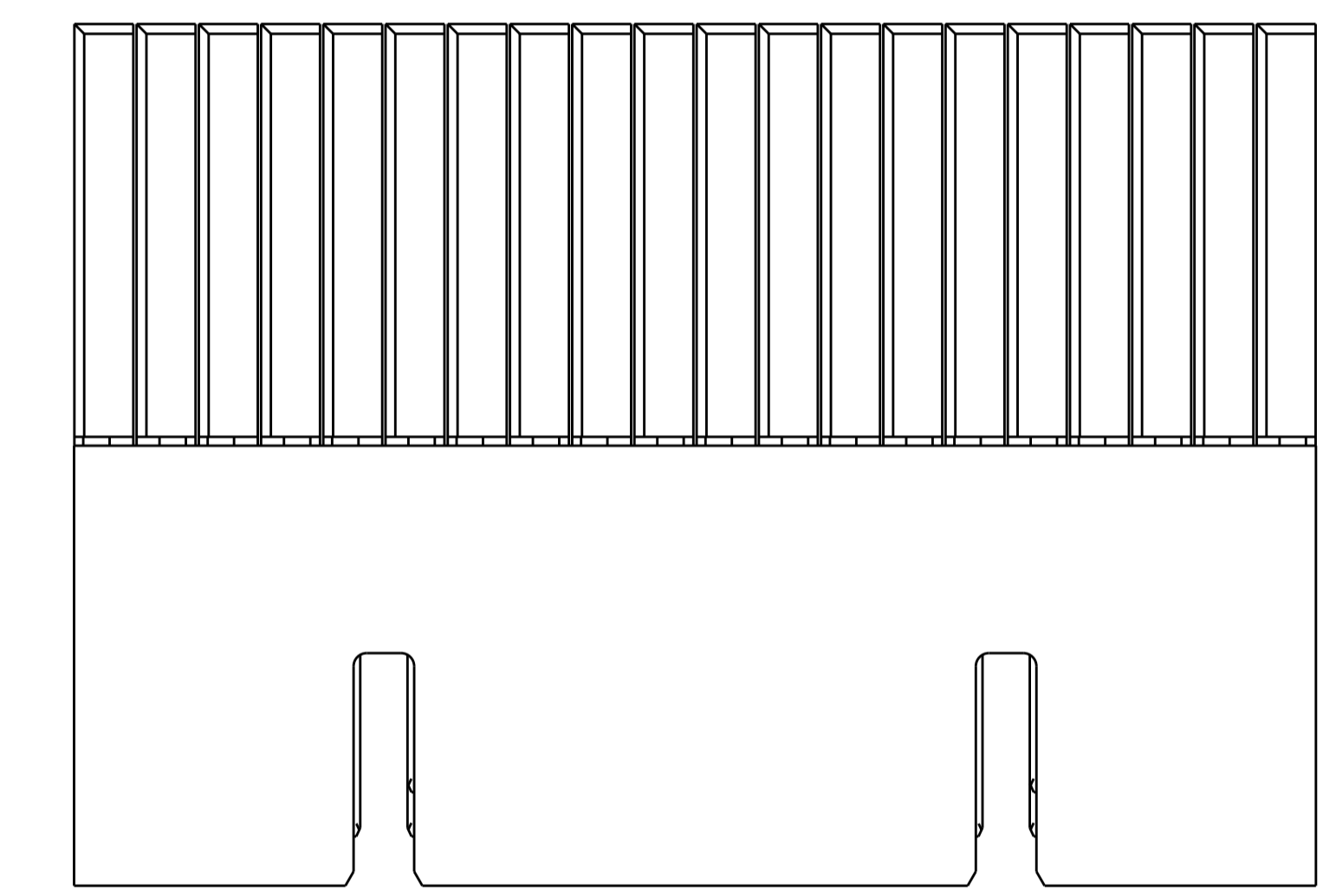

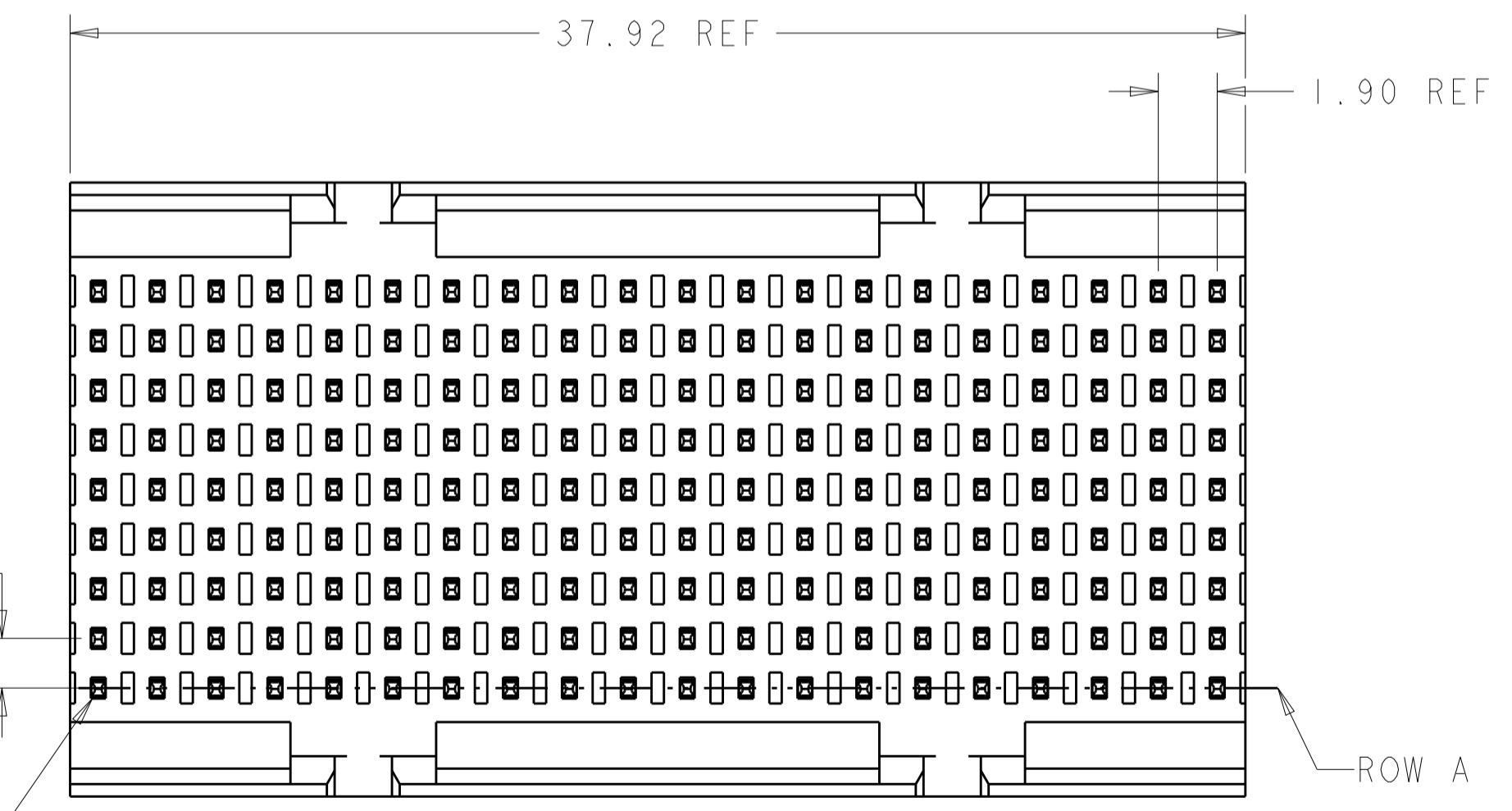
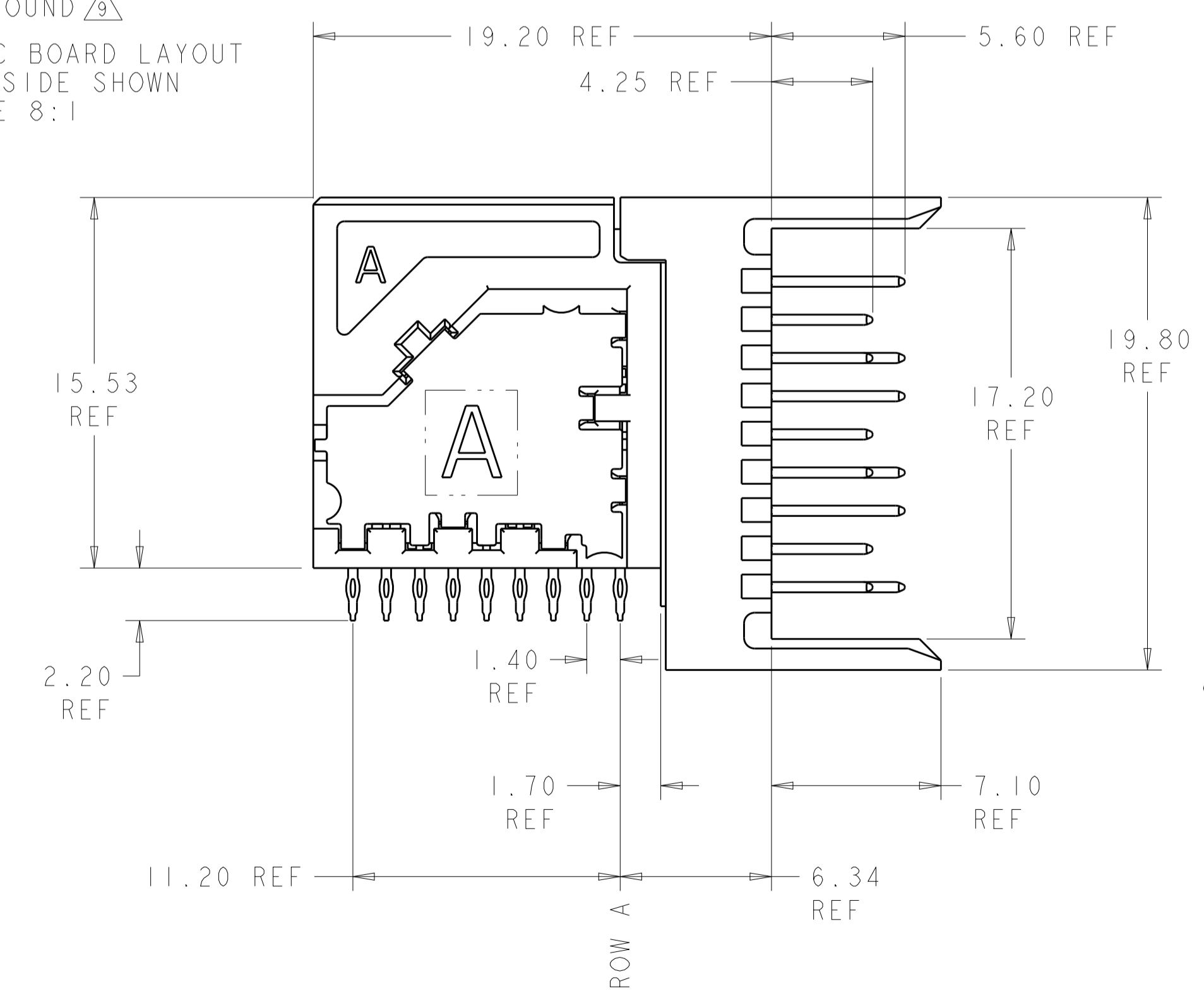


LOC		DIST		REVISIONS			
P	LTN	DESCRIPTION	DATE	DWN	APVD		
C		REV PER ECO 13-001730	1-31-13	CT	DH		
D		ECO-13-004755	26MAR2013	KG	DH		
E		ECO-14-017030	25NOV2014	MGM	CT		



○ = SIGNAL
 ⊗ = GROUND
 RECOMMENDED PC BOARD LAYOUT
 COMPONENT SIDE SHOWN
 SCALE 8:1

- △ MATERIAL:
CONTACT AND SHIELD: COPPER ALLOY
HOUSING AND CHICKLET: LCP, COLOR: BLACK
- △ FINISH:
CONTACT: MATING AREA: 1.27µm MIN GOLD OVER
1.27µm MIN NICKEL
SHIELD: 1.27µm MIN NICKEL
- △ FINISH:
COMPLIANT PIN AREA: 0.38µm MIN BRIGHT TIN LEAD OVER
1.27µm MIN NICKEL
- △ FINISH:
COMPLIANT PIN AREA: 0.38µm MIN MATTE TIN OVER
1.27µm MIN NICKEL
- △ ---
- △ DIMENSION APPLIES TO CENTERLINE OF THRU HOLE.
- △ DATUMS AND BASIC DIMENSIONS ESTABLISHED BY CUSTOMER.
- △ REFERENCE APPLICATION SPEC 114-13267 FOR RECOMMENDED PLATED THRU HOLE DIAMETER AND PLATING THICKNESS.
- △ ALL GROUNDS IN ODD NUMBERED COLUMNS ARE COMMONED. ALL GROUNDS IN EVEN NUMBERED COLUMNS, EXCEPT FOR ROW A ARE COMMONED.



△ 4	2000903-2
△ 3	2000903-1
FINISH	PART NUMBER

THIS DRAWING IS A CONTROLLED DOCUMENT. DIMENSIONING AND TOLERANCING PER: GPS (150 STANDARDS)		DWN: D. BELACK 06JUL2009	TE Connectivity
DIMENSIONS: mm		CHK: A. TSANG 7-6-2009	
TOLERANCES UNLESS OTHERWISE SPECIFIED:		APVD: M. MCALONIS 7-6-2009	NAME: Fortis Zd, 20-COLUMN, 3-PAIR RIGHT ANGLE, CENTER MODULE ASSEMBLY, DIFFERENTIAL PAIR
0 PLC ±0.13		PRODUCT SPEC: 108-2409	
1 PLC ±0.05		APPLICATION SPEC: 114-13267	SIZE: CAGE CODE DRAWING NO: A100779 WEIGHT: ~25.99g SCALE: 5:1 SHEET 1 OF 1 REV E
2 PLC ±0.025		RESTRICTED TO: CUSTOMER DRAWING	
3 PLC ±0.015			
4 PLC ±0.01			
ANGLES ±0.2°			
FINISH: -			