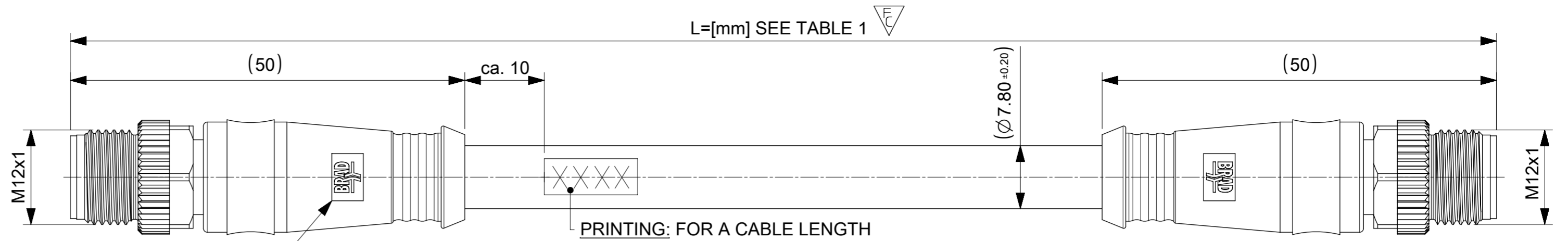


SCALE 5:1



SCALE 2:1

**DESCRIPTION:**  
M12 HYBRID CORDSET APPLICATIONS  
TRANSMISSION AFTER CAT5e (SIGNAL CONTACTS ONLY)  
SPECIAL CODING

**ELECTRICAL DATA:**  
SIGNAL: 4 POLES  
MAX. VOLTAGE: 30V  
MAX. CURRENT: 1.5A at 55°C  
CONTACT RESISTANCE: <5 mOhm  
INSULATION WITHSTAND: >100 MOhm  
IMPEDANCE: 100 Ohm  
HF PERFORMANCE TESTINGS: LIMITS CLASS D/CAT5e,  
ACCORDING ISO IEC 11801/TIA-568-C.2 "PERMANENT LINK"

**POWER:**  
MAX. VOLTAGE: 30V  
MAX. CURRENT: 6A at 55°C  
CONTACT RESISTANCE: <5 mOhm  
INSULATION WITHSTAND: >100 MOhm

**ENVIROMENTAL:**  
PROTECTION: IP67  
TEMPERATURE RANGE: -25°C to 75°C

**PACKAGING:**  
THE CORDSET IS PACKED AND SHIPPED OUT IN A CARDBOARD BOX

- 1 - POWER 0V
- 2 - POWER 0V Last
- 3 - POWER 24V Last
- 4 - POWER 24V
- 5 - SIGNAL TX+
- 6 - SIGNAL RX-
- 7 - SIGNAL TX-
- 8 - SIGNAL RX+
- SHIELDING / GND

CUSTOMER PRODUCT APPROVAL

APPROVED BY: \_\_\_\_\_

DATE: \_\_\_\_\_

MUST BE SIGNED AND RETURNED BEFORE PRODUCTION WILL BEGIN

**WIRING DIAGRAM, CONNECTION: INLINE**

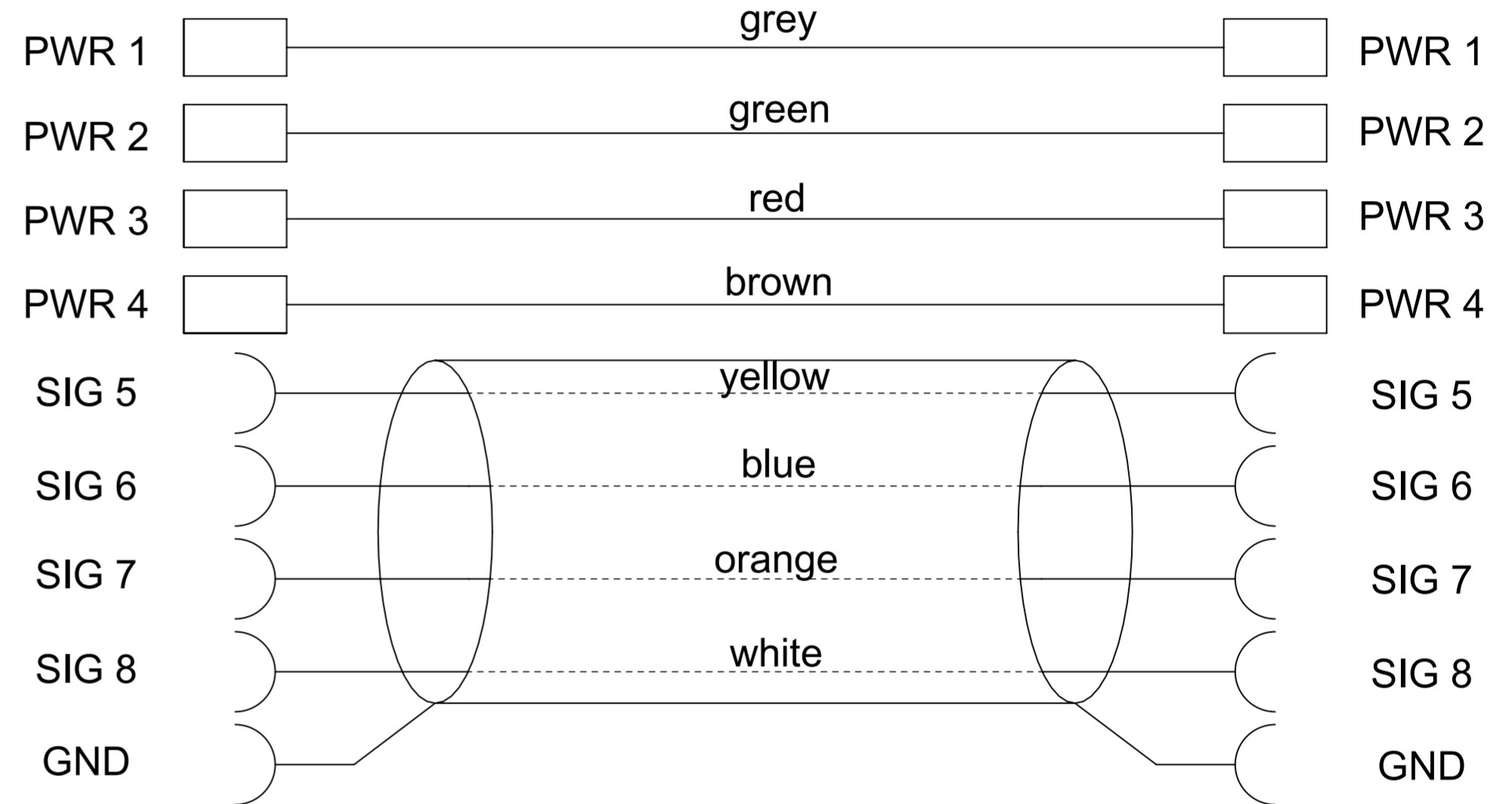



TABLE 1

MOLEX P/N	Description	Length / mm	Tolerance
1202440200	CSE M12 CHT 8P 4+4P MAFE STR PUR 0,25M DE	250	±10
1202440201	CSE M12 CHT 8P 4+4P MAFE STR PUR 0,5M DE	500	±10
1202440202	CSE M12 CHT 8P 4+4P MAFE STR PUR 1M DE	1000	+30/-10
1202440203	CSE M12 CHT 8P 4+4P MAFE STR PUR 1,5M DE	1500	±25
1202440204	CSE M12 CHT 8P 4+4P MAFE STR PUR 2M DE	2000	±25
1202440205	CSE M12 CHT 8P 4+4P MAFE STR PUR 5M DE	5000	±25
1202440206	CSE M12 CHT 8P 4+4P MAFE STR PUR 8M DE	8000	±30
1202440207	CSE M12 CHT 8P 4+4P MAFE STR PUR 10M DE	10000	±30
1202440208	CSE M12 CHT 8P 4+4P MAFE STR PUR 15M DE	15000	±30

**BOM**

Quantity	Descriptions
2	INSERT M12 MA 8P 0C CSE PUR BK SHLD
2	INSERT M12 FE 4P 0C CSE NIL BK SHLD
8	CONTACT 6 FE TUR NI CR WRA 0.14-0.25
8	CONTACT M12 MA NI2AU0.8 F075
2	SHELL M12 FE BRASS NI REC M12
2	SHELL M12 FE BRASS NI REC M12
2	SHELL M12 MF PP L6,5 CORDSET M12
2	NUT M12 BRASS NI MA HEX
1	CABLE 4AWG19+2X2XAWG26 PUR GY D8 UL SH DYN
2	Overmolding UL M12 straight-9.2mm
2	Copper tape tinned 10x20mm / PAGE 3 / DETAIL R



FUNCTIONAL SYMBOLS FA=0 FC=1 FP=0	THIS DRAWING CONTAINS INFORMATION THAT IS PROPRIETARY TO MOLEX ELECTRONIC TECHNOLOGIES, LLC AND SHOULD NOT BE USED WITHOUT WRITTEN PERMISSION		CURRENT REV DESC: UPDATED NOTES	
	DIMENSION UNITS	SCALE	EC NO: 736317	
	mm	1:1	DRWN: ARPITT	2023/01/26
	GENERAL TOLERANCES (UNLESS SPECIFIED)		CHK'D: RSILLER	2023/01/26
ANGULAR TOL ± °		APPR: RSILLER	2023/01/26	
4 PLACES ±		INITIAL REVISION:		
3 PLACES ±		DRWN: RSCHEIBER	2020/07/15	
2 PLACES ± 0.05		APPR: RSILLER	2020/08/24	
1 PLACE ± 0.1		DOCUMENT NUMBER		
0 PLACES ±		1202440200		
DRAFT WHERE APPLICABLE MUST REMAIN WITHIN DIMENSIONS		THIRD ANGLE PROJECTION	DRAWING	SERIES
		A2-SIZE	120244	MATERIAL NUMBER
		SEE TABLE 1	GENERAL MARKET	CUSTOMER
				SHEET NUMBER
				1 OF 1