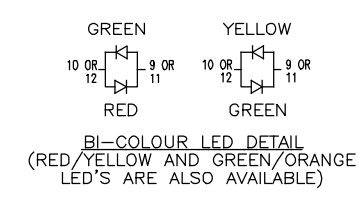
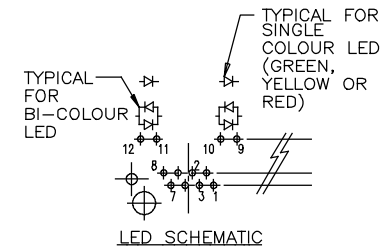
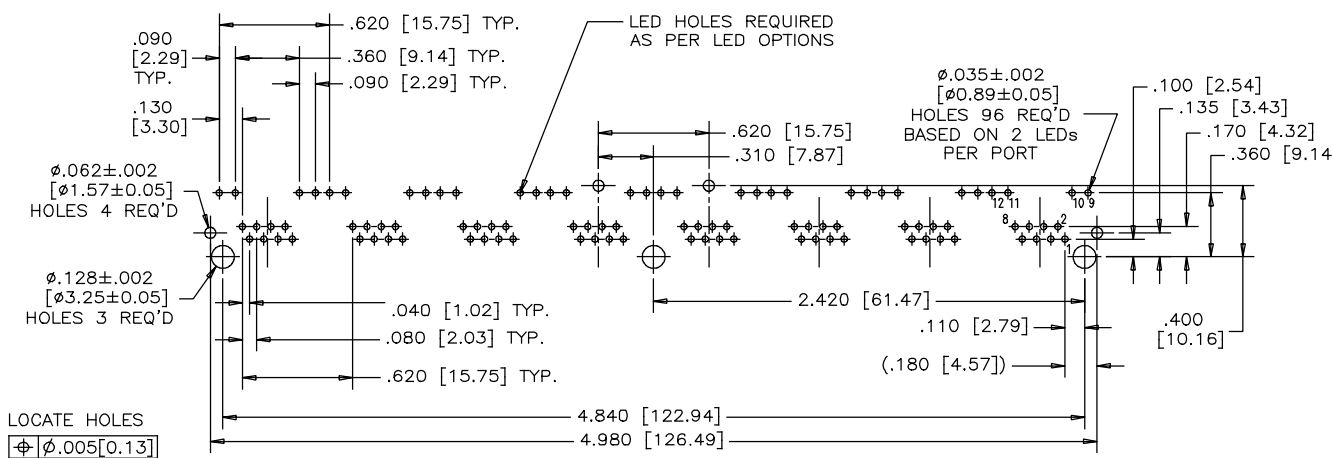
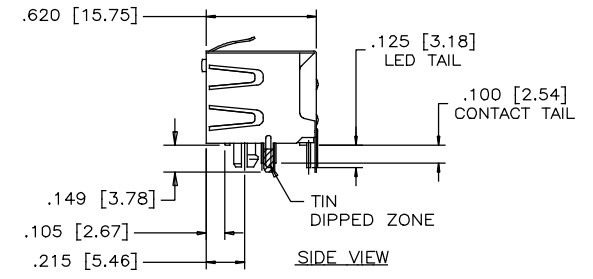
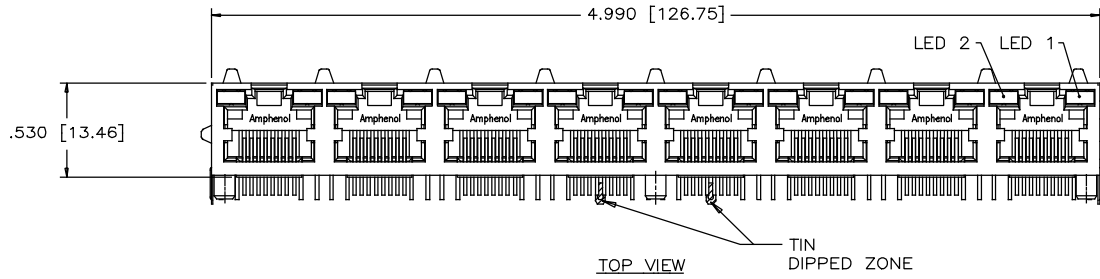
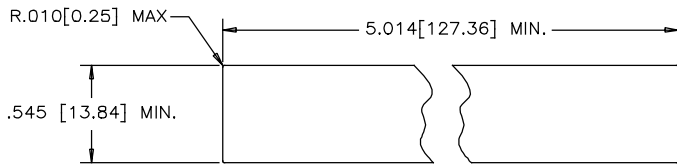


REVISIONS			
REV	DESCRIPTION, ECN, EAR NO.	DATE	APP'D
A	PROPOSAL DRAWING	JAN 23/15	L.CHAN



LOCATE HOLES
 $\phi \pm .005 [0.13]$
 POSITION DIMENSIONS ARE BASIC

RECOMMENDED P.C.B. LAYOUT
 (COMPONENT SIDE OF BOARD)



RECOMMENDED PANEL CUTOUT



MATERIALS:
 PLASTIC HOUSING: HIGH TEMPERATURE THERMOPLASTIC
 FLAMMABILITY RATING UL 94V-0, COLOUR: BLACK.
 CONTACTS: PHOSPHOR BRONZE
 PLATING: GOLD ON MATING SURFACES (SEE PART NO. FOR THICKNESS).
 50 μ " [1.27 MICRONS]
 MIN. NICKEL UNDERPLATE
 100 μ " [2.54 MICRONS]
 MIN. MATTE TIN ON CONTACT TAILS.
 SHIELD: COPPER ALLOY
 PLATING: NICKEL WITH TIN DIPPED PCB TAILS.
 RECOMMENDED SOLDERING TEMPERATURE:
 WAVE SOLDERING AT 260°C MAXIMUM FOR 5 SEC MAXIMUM.

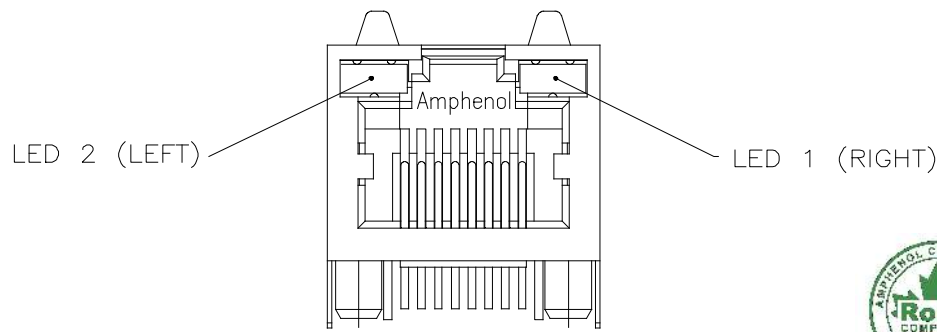
PART NUMBER: RJHSE-X38X-08X

E: RJ45 FLAT CONTACT WITH 6u" GOLD PLATING
 G: RJ45 FLAT CONTACT WITH 15u" GOLD PLATING
 J: RJ45 FLAT CONTACT WITH 30u" GOLD PLATING
 S: RJ45 FLAT CONTACT WITH 50u" GOLD PLATING

REFER TO LED OPTIONS DRAWING FOR ORDERING CODES

UNLESS SPECIFIED OTHERWISE	DRAWN <i>Frank.W</i>	DATE <i>JAN23/15</i>	Amphenol Canada Corp. www.amphenolcanada.com
PRIMARY UNITS INCH	CHECKED <i>Lawrence.C</i>	<i>JAN23/15</i>	
SECONDARY MILLIMETER	M.E. APP'D		TITLE
REFERENCE IN PARENTHESES	Q.A. APP'D		8 PORT HIGH SPEED MODULAR JACK, 8P8C, WITH GOLD PLATING OPTIONS, WITH LED OPTIONS, WITH SHIELD - RoHS COMPLIANT
GENERAL TOLERANCES	DWG APPR.		DWG. NO.
1 DECIMAL PLACE ± 0.025	ENG. REL. NO.		P-RJHSE-X38X-08X
2 DECIMAL PLACES ± 0.020	REF.		REV A
3 DECIMAL PLACES ± 0.015	THIRD ANGLE PROJECTION	DO NOT SCALE DRAWING	CODE ID NO. 03554 DWG SIZE: C SCALE: N/A SHEET 1 OF 1
ANGULAR DEGREES $\pm 1.0^\circ$			

THIS DOCUMENT CONTAINS PROPRIETARY INFORMATION AND SUCH INFORMATION MAY NOT BE DISCLOSED TO OTHERS FOR ANY PURPOSE OR USED FOR MANUFACTURING PURPOSES WITHOUT WRITTEN PERMISSION FROM AMPHENOL CANADA CORP.



TYPICAL FOR SINGLE & MULTI-PORT

+ - (ANODE) + - (CATHODE)



REVISIONS				
SYM	ZONE	ECN, ERN NO.	DATE	APPRD.
A		PROPOSAL	SEP21/04	
B		ADD LED CODE N	AUG16/12	L.C
C		UPDATE RoHS STAMP	AUG30/13	L.C
D		UPDATE SPEC.	MAY07/14	L.C

LED SPECIFICATIONS:
 FORWARD VOLTAGE: 2.1 VOLTS TYP.
 REVERSE VOLTAGE: 5.0 VOLTS MIN.
 LUMINOUS INTENSITY: 0.5 mCd MIN.
 (AT If=2mA)
 OPERATING TEMPERATURE: -55° TO 85° C
 LEAD SOLDERING TEMPERATURE: 260° C
 (5 SEC, 1/16" FROM CASE)
 PLATING ON TAILS: TIN OR TIN/COPPER ALLOY OVER SILVER

EXAMPLE:
 PART NUMBER RJHSE-538X

LED COLOR CODE

CODE	LED 2 (LEFT)	LED 1 (RIGHT)	CODE	LED 2 (LEFT)	LED 1 (RIGHT)	CODE	LED 2 (LEFT)	LED 1 (RIGHT)
0	BLOCKED	BLOCKED	9	GREEN	BLOCKED	J	BiC RD/GR	YELLOW
1	YELLOW	GREEN	A	BiC GR/YE	BiC GR/YE	K	YELLOW	BiC GR/OR
2	BLOCKED	GREEN	B	BiC RD/GR	BiC RD/GR	L	BiC GR/YE	RED
3	YELLOW	BLOCKED	C	BiC RD/GR	BiC GR/YE	M	RED	YELLOW
4	GREEN	YELLOW	D	GREEN	BiC GR/YE	N	BiC GR/RD	BiC GR/YE
5	GREEN	GREEN	E	YELLOW	BiC GR/YE	P	GREEN	BiC RD/GR
6	YELLOW	YELLOW	F	BiC GR/YE	YELLOW	R	BiC GR/OR	GREEN
7	RED	GREEN	G	BiC GR/OR	BiC GR/OR	T	RED	RED
8	GREEN	RED	H	BiC GR/YE	GREEN	V	BiC RD/GR	GREEN
						W	ADDITIONAL	OPTIONS

EXAMPLE OF ADDITIONAL LED OPTIONS:

PART NUMBER RJHSE-538W-01Y

ADDITIONAL LED COLOR CODE
 DENOTES ADDITIONAL LED OPTIONS TO BE USED

CODE	LED 2 (LEFT)	LED 1 (RIGHT)	CODE	LED 2 (LEFT)	LED 1 (RIGHT)	CODE	LED 2 (LEFT)	LED 1 (RIGHT)
0	DO NOT USE		5	BLOCKED	YELLOW	E	BiC GR/YE	BiC GR/RD
1	RED	BLOCKED	6	RED	BiC RD/GR	A	LOWC YE	LOWC YE
2	BiC GR/OR	YELLOW	7	BLOCKED	BiC RD/GR	B	LOWC YE	LOWC GR
3	YELLOW	RED	8	BiC RD/GR	BLOCKED	C	LOWC GR	LOWC YE
4	BLOCKED	RED	9	BiC GR/YE	BLOCKED	D	LOWC GR	LOWC GR
						M	LOWC RD	LOWC YE

PRIMARY COLOR FOR BI-COLOR LEDS IN STANDARD ANODE/CATHODE CONFIGURATION IS:
 RED-GREEN= RED
 RED-YELLOW= RED
 GREEN-YELLOW= GREEN
 GREEN-ORANGE= GREEN

LEGEND
 BiC=BI-COLOR LED
 LOWC=LOW CURRENT LED
 YE=YELLOW
 GR=GREEN
 RD=RED
 OR=ORANGE

NOTE:
 THE TWO DIGITS PRECEDING THE ADDITIONAL LED CODE MUST BE USED IN THE PART NUMBER, WHEN ORDERING ANY OF THE ADDITIONAL LED OPTIONS.

DRAWN K. LAMBIE	DATE SEP21/04	Amphenol Canada Corp.			
DESIGNED					
CHECKED		TITLE LED OPTIONS FOR RJHSE, SINGLE OR MULTI-PORT CONNECTORS - RoHS COMPLIANT			
I. E. APPRD.					
Q. A. APPRD.		DWG	DRAWING NO.	REV.	
DWG. APPRD.			P-RJHSE-LEDS	D	
ENG. REL. NO.		SCALE	WT. -----	SURF. -----	SHEET 1 OF 1
REF.		DIMENSIONS ARE IN INCHES [mm]	CODE ID. NO. 03554		

THIS DOCUMENT CONTAINS PROPRIETARY INFORMATION AND SUCH INFORMATION MAY NOT BE DISCLOSED TO OTHERS FOR ANY PURPOSE OR USED FOR MANUFACTURING PURPOSES WITHOUT WRITTEN PERMISSION FROM AMPHENOL CANADA CORP.