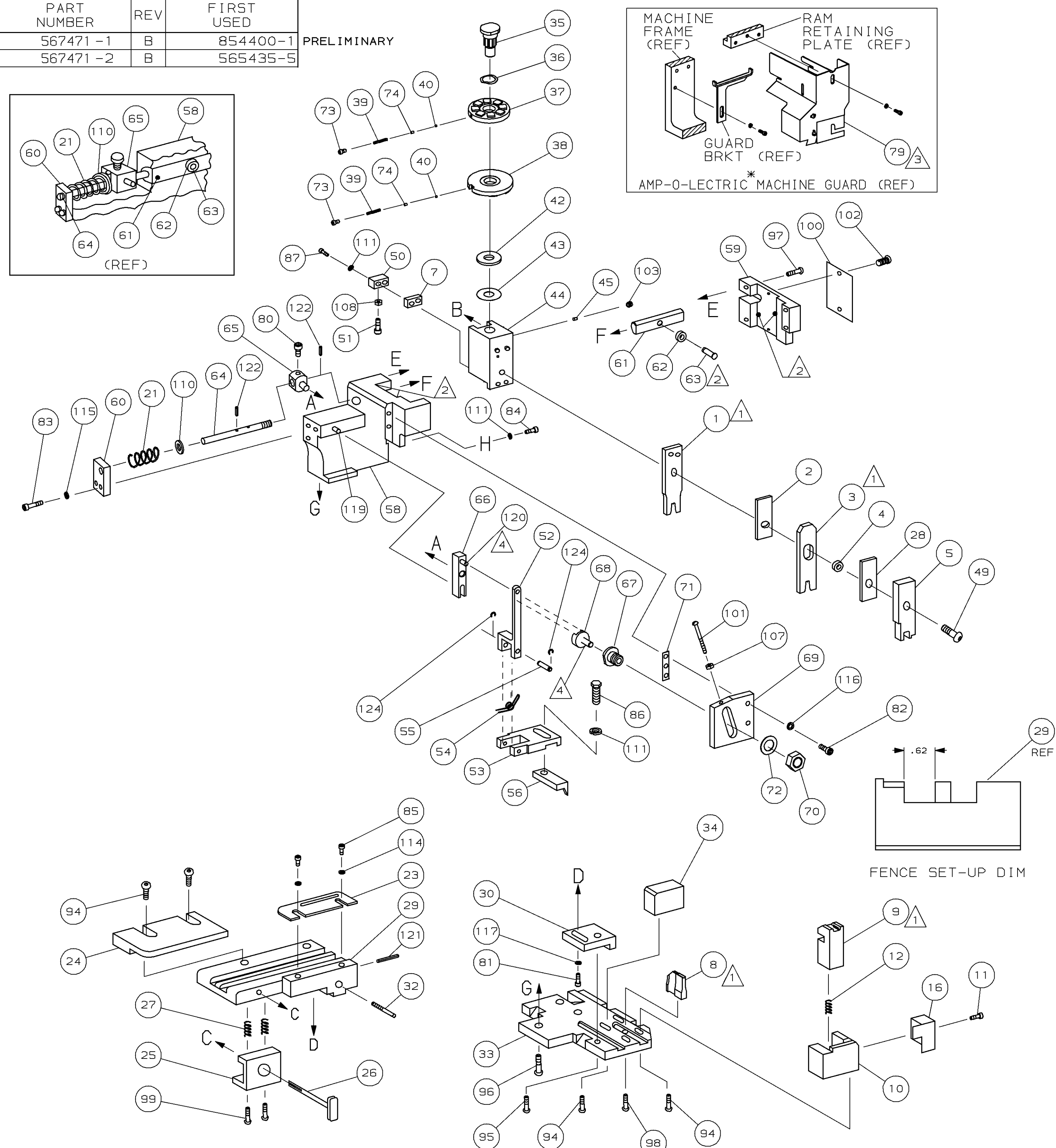
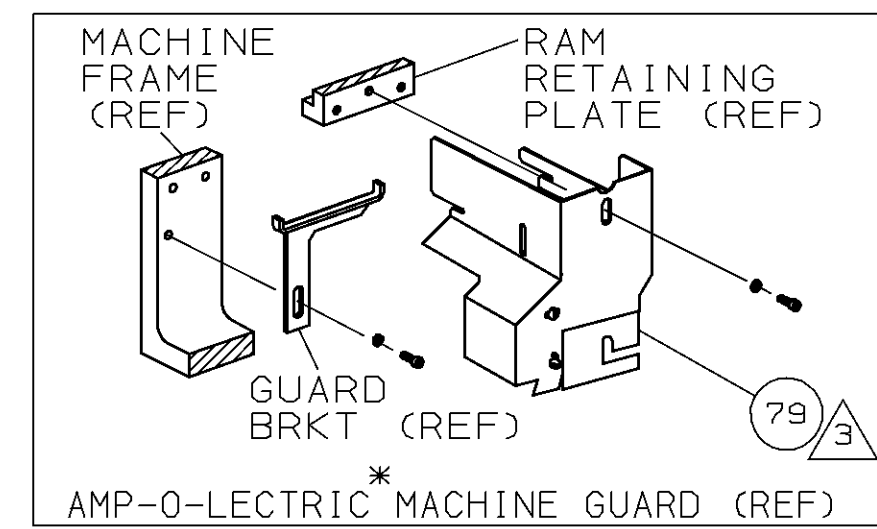
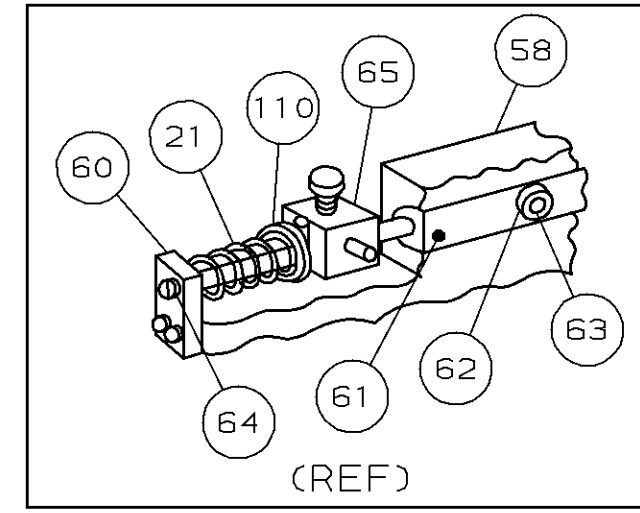


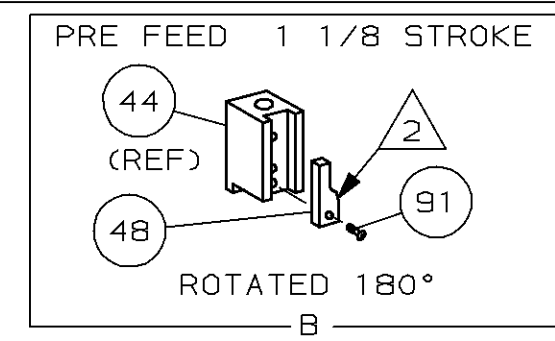
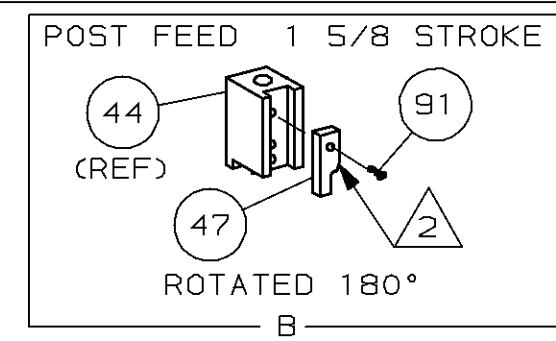
PART NUMBER	REV	FIRST USED
567471-1	B	854400-1
567471-2	B	565435-5

PRELIMINARY



FENCE SET-UP DIM

\* Trademark of AMP Incorporated



- 1 RECOMMENDED SPARE PARTS.
- 2 GREASE LIGHTLY.
- 3 GUARD MUST BE IN PLACE WHEN OPERATING APPLICATOR IN AMP-0-LETRIC MACHINE.
- 4 LUBRICATE DAILY USING NO. 20 MACHINE OIL.

5. ITEMS WITH QTY OF REF SPECIFIED (EXCEPT ITEM 79) ARE USED ON ITEM 46.

TERMINAL NAME:	
4.8 MM TAB W/ DBL LOCKING LANCE	
	962910-1
	962910-2

CRIMPING DATA			
PAD LTR	CRIMP HEIGHT	WIRE SIZE	
A	.092 ±.002	11	
B	.087 ±.002	11 1/2	
C	.083 ±.002	12	
D	NOT USED		
CRIMP	SIZE	TYPE	RANGE
WIRE	.130	F	12-11
INSUL	.210	F	.130-.177
FEED	APPL INST	SET UP GAGE	LAYOUT
.847	AI	458637-1	L1470
WIRE STRIP LENGTH			
-1	LEADMAKER	MECH-POST FEED	
-2	AMP-0-LETRIC	MECH-PRE FEED	

REF	REF	-	A	21045-3	RING, RET "C" (Ø.187) FD FING PIN	124
REF	REF	-	A	5-21028-1	PIN, SLT SPR (Ø.125x.50) ADJ ROD	122
1	1	-	A	4-21028-0	PIN, SLT SPR (Ø.093x.75) ST GDE PL	121
REF	REF	-	A	1-21030-1	PIN, DOWEL (Ø.187x.50) LEVER	120
REF	REF	-	A	1-21030-6	PIN, DOWEL (Ø.187x1.25) HOUSING	119
1	1	-	A	21024-5	WASHER, LOCK (#10) ADJ BLOCK	118
REF	REF	-	A	21024-5	WASHER, LOCK (#10) ADJ PLATE	116
REF	REF	-	A	21024-5	WASHER, LOCK (#10) FEED GDE ROD	115
2	2	-	A	21024-2	WASHER, LOCK (#4) FRONT STP GUIDE	114
1	1	-	A	21024-4	WASHER, LOCK (#8) STRIPPER	111
REF	REF	-	A	21899-4	WASHER, FLAT (Ø5/16) SCREW ADJ	110
1	1	-	A	21018-5	NUT, HEX (NO. 6) HOLDDOWN	108
REF	REF	-	A	21018-5	NUT, HEX (6-32) FEED ADJ	107
1	1	-	A	456567-1	SCR, SHLD (Ø.188x.12) STRIP	104
1	1	-	A	21009-2	SCR, SKT SET (1/4-20x.25 LW) RAM	103
2	2	-	A	21017-2	SCR, DRIVE (#2x.19) ID PLATE	102
REF	REF	-	A	6-23715-5	SCR, PAN HD (6-32x1.50) FEED ADJ	101
1	1	-	B	461264-1	PLATE, IDENTIFICATION	100
2	2	-	A	3-21002-0	SCR, BHC (10-32x.88) DRAG	99
1	1	-	A	22733-8	SCR, BHC (8-32x.38 LW) ANVIL	98
REF	REF	-	A	2-21002-9	SCR, BHC (10-32x.75) CAP	97
REF	REF	-	A	2-22733-8	SCR, BHC (1/4-20x.62) HOUSING	96
REF	REF	-	A	2-21002-7	SCR, BHC (10-32x.50) SG ADJ BLOCK	95
6	6	-	A	2-21002-2	SCR, BHC (8-32x.50) SHEAR	94
1	1	-	A	1-21002-7	SCR, BHC (6-32x.38) CAM	91
2	2	-	A	2-21000-9	SCR, SHC (8-32x.75) DEP-HOLD	87
1	1	-	A	2-22603-0	SCR, HEX HD (8-32x.31) FEED FINGER	86
2	2	-	A	1-21000-3	SCR, SHC (4-40x.25) F ST GUIDE	85
1	1	-	A	2-21000-7	SCR, SHC (8-32x.50) STRIPPER	84
REF	REF	-	A	3-21000-7	SCR, SHC (10-32x.75) FEED ROD GD	83
REF	REF	-	A	3-21000-6	SCR, SHC (10-32x.62) FD ADJ BLK	82
1	1	-	A	3-21000-4	SCR, SHC (10-32x.38) SG ADJ BL	81
REF	REF	-	A	3-21000-4	SCR, SHC (10-32x.38) PIVOT BLK	80
REF	REF	-	B	455749-1	GUARD, WINDOW	79
2	2	-	A	690603-1	SPRING, ASSIST	74
2	2	-	A	23030-1	SCR, SHC (6-32x.25) CP DISC	73
REF	REF	-	A	458109-1	WASHER, SPECIAL	72
REF	REF	-	A	690517-1	SPACER	71

QTY REQD PER ASSY	U/M	DWG SIZE	PART NO	DESCRIPTION	ITEM NO
-2	-1				

QTY REQD PER ASSY	U/M	DWG SIZE	PART NO	DESCRIPTION	ITEM NO
-2	-1				

DIMENSIONS IN INCHES. DO NOT SCALE PRINT. TOLERANCES UNLESS OTHERWISE SPECIFIED.		
DR	10/22/92	APP
P	MATHIAS	
2	PLC DEC ±.03	
3	PLC DEC ±	
4	PLC DEC ±	
ANGLES ±		
SURF TEXTURE:	✓	
REMOVE BURRS, BREAK SHARP EDGES R.015 MAX		

SCALE	DWG NO	CUSTOMER AND ASSEMBLY DRAWING
-	567471	

THIS DRAWING IS A CONTROLLED DOCUMENT.

JUN 05 1998  
 RELEASED FOR PUBLICATION  
 BY AMP INCORPORATED. ALL RIGHTS RESERVED.  
 THIS DRAWING IS UNPUBLISHED.  
 COPYRIGHT 1998

LOC	A
DIST	66

AMP 1756 REV 3-92 22-JUN-98 15:02:33 amp07567

LEADMAKER T TERMINATING UNIT

AMP-0-LETRIC K TERMINATING UNIT

REVISION RECORD

RESTRICTED TO