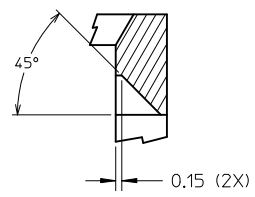
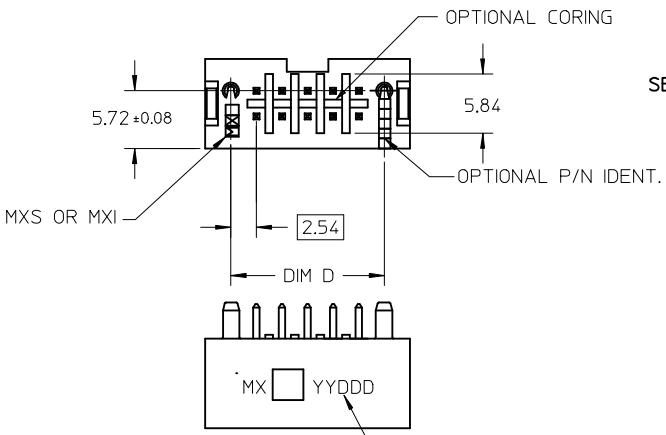
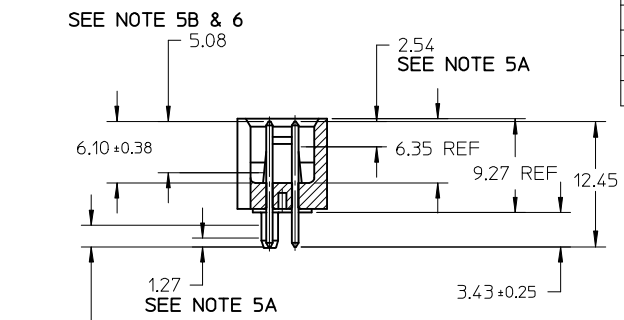
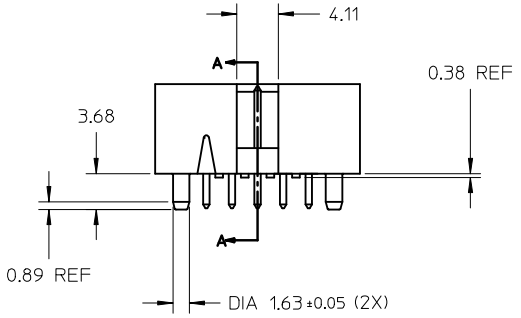
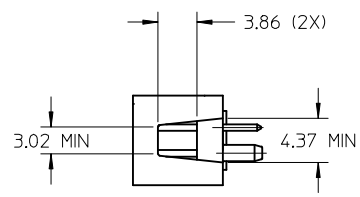
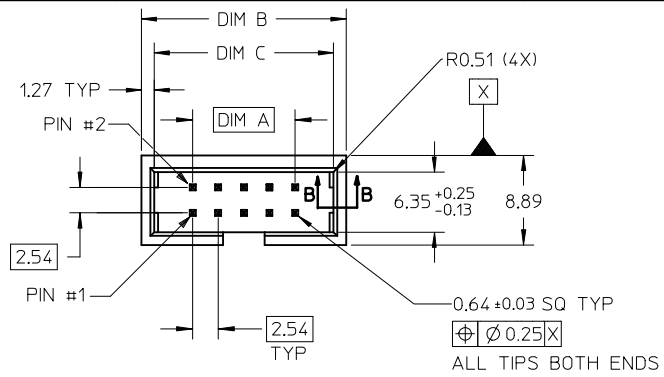


10 9 8 7 6 5 4 3 2 1



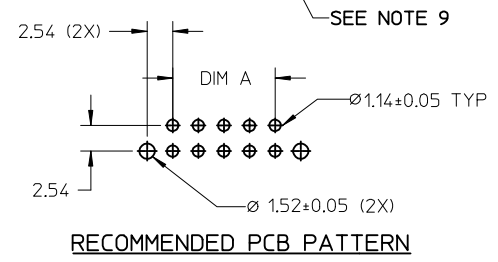
ASSEMBLY P/N	CKT SIZE	DIM A	DIM B	DIM C	DIM D
87834-0421	04	2.54	12.70	10.16	7.62
87834-0621	06	5.08	15.24	12.70	10.16
87834-1021	10	10.16	20.32	17.78	15.24
87834-1221	12	12.70	22.86	20.32	17.78
87834-1421	14	15.24	25.40	22.86	20.32
87834-1621	16	17.78	27.94	25.40	22.86
87834-1821	18	20.32	30.48	27.94	25.40
87834-2021	20	22.86	33.02	30.48	27.94
87834-2421	24	27.94	38.10	35.56	33.02
87834-2621	26	30.48	40.64	38.10	35.56
87834-3021	30	35.56	45.72	43.18	40.64
87834-3421	34	40.64	50.80	48.26	45.72
87834-4021	40	48.26	58.42	55.88	53.34
87834-4421	44	53.34	63.50	60.96	58.42
87834-5021	50	60.96	71.12	68.58	66.04
87834-5621	56	68.58	78.74	76.20	73.66
87834-6021	60	73.66	83.82	81.28	78.74
87834-6421	64	78.74	88.90	86.36	83.82
87834-7221	72	88.90	99.06	96.52	93.98

PART NUMBER LEGEND

87834 - * * 2 1
CKT SIZES

NOTES :

- MATERIAL :
HOUSING : NYLON (PA), UL94V-0, COLOR: NATURAL.
PIN : COPPER ALLOY.
- PIN PUSHOUT FORCE 0.91 KG MIN.
- PRODUCT SPECIFICATION PS-70246-100 APPLIES.
- WAFER TO BE PLAT WITHIN 0.03MM/CM
- DIMENSIONS FOR PLATING LOCATIONS : A - MEASURE POINT FOR THICKNESS.
B - MINIMUM COVERAGE.
- GOLD END OF PIN UNLESS OVERALL PLATED.
- FINISH :
0.13um MIN GOLD FLASH OVER 1.02um MIN.PD/NI
IN SELECTED AREA AND 2.5um MIN.TIN IN SELECTED AREA OVER 1.27um MIN NICKEL OVERALL
- FOR ILLUSTRATION PURPOSE A 10 CKT IS SHOWN.
- OPTIONAL LOCATION FOR MANUFACTURER/YEAR/DAY MARKING IF REQUIRED BY CUSTOMER



OBS P/N	EC NO: S2007-0260	QUALITY SYMBOLS	▽=0
	DRWN:SKANG		∇=0
REV	2006/09/20	DESCRIPTION	
	CHKD:MLONG		
	2006/09/20		
	APPR:SKTOH		

GENERAL TOLERANCES (UNLESS SPECIFIED)		DIMENSION STYLE		SCALE	DESIGN UNITS	THIRD ANGLE PROJECTION
		MM ONLY		NTS	METRIC	
		mm	INCH			
4 PLACES	± ---	± ---				
3 PLACES	± ---	± ---				
2 PLACES	± 0.20	± ---				
1 PLACE	± ---	± ---				
		ANGULAR ± 3 °				
DRAFT WHERE APPLICABLE MUST REMAIN WITHIN DIMENSIONS		SEE TABLE				

DRAWN BY	DATE	TITLE
RSHAN	2003/11/21	C-GRID, SHROUDED WAFER SLOTTED, WITH IN-LINE POLARIZATION PEGS
CHECKED BY	DATE	
KCL ING	2003/12/05	
APPROVED BY	DATE	
SKTOH	2003/12/06	
MATERIAL NO.		DOCUMENT NO.

MOLEX INCORPORATED		SHEET NO.
SD-87834-028		1 OF 1
THIS DRAWING CONTAINS INFORMATION THAT IS PROPRIETARY TO MOLEX INCORPORATED AND SHOULD NOT BE USED WITHOUT WRITTEN PERMISSION		

9 8 7 6 5 4 3 2 1