


FFKDSA/H2-7,62

Order No.: 1790458

<http://eshop.phoenixcontact.de/phoenix/treeViewClick.do?UID=1790458>

PC terminal block, Nominal current: 17.5 A, Nom. voltage: 400 V,
Pitch: 7.62 mm, Number of positions: 1, Type of connection: Spring-
cage conn., Mounting: Soldering, Conductor/PCB connection direction:
0 °, Color: green, The article can be aligned to create different nos. of
positions!

Commercial data

GTIN (EAN)	 4 017918 044336
sales group	E060
Pack	50 pcs.
Customs tariff	85369010
Catalog page information	Page 119 (CC-2009)

Product notesWEEE/RoHS-compliant since:
01/01/2003

[http://
www.download.phoenixcontact.com](http://www.download.phoenixcontact.com)
Please note that the data given
here has been taken from the
online catalog. For comprehensive
information and data, please refer
to the user documentation. The
General Terms and Conditions of
Use apply to Internet downloads.

Technical data**Dimensions / positions**

Length	15.8 mm
Pitch	7.62 mm

Number of positions	1
Pin dimensions	0,5 x 1 mm
Hole diameter	1.3 mm

Technical data

Range of articles	FFKDS(A)/H2
Insulating material group	I
Rated surge voltage (III/3)	6 kV
Rated surge voltage (III/2)	6 kV
Rated surge voltage (II/2)	6 kV
Rated voltage (III/3)	400 V
Rated voltage (III/2)	630 V
Rated voltage (II/2)	1000 V
Connection in acc. with standard	EN-VDE
Nominal current I_N	17.5 A
Nominal cross section	1.5 mm ²
Maximum load current	17.5 A (with 1.5 mm ² conductor cross section)
Insulating material	PA
Inflammability class acc. to UL 94	V0
Stripping length	10 mm
Nominal voltage, UL/CUL Use Group B	300 V
Nominal current, UL/CUL Use Group B	10 A
Nominal voltage, UL/CUL Use Group D	300 V
Nominal current, UL/CUL Use Group D	10 A

Connection data

Conductor cross section solid min.	0.2 mm ²
Conductor cross section solid max.	1.5 mm ²
Conductor cross section stranded min.	0.2 mm ²
Conductor cross section stranded max.	1.5 mm ²
Conductor cross section stranded, with ferrule without plastic sleeve min.	0.25 mm ²
Conductor cross section stranded, with ferrule without plastic sleeve max.	0.75 mm ²
Conductor cross section stranded, with ferrule with plastic sleeve min.	0.25 mm ²
Conductor cross section stranded, with ferrule with plastic sleeve max.	0.75 mm ²

Conductor cross section AWG/kcmil min.	24
Conductor cross section AWG/kcmil max	16
Minimum AWG according to UL/CUL	22
Maximum AWG according to UL/CUL	16

Certificates / Approvals



Certification

CCA, CSA, CUL, GOST, KEMA, UL

Accessories

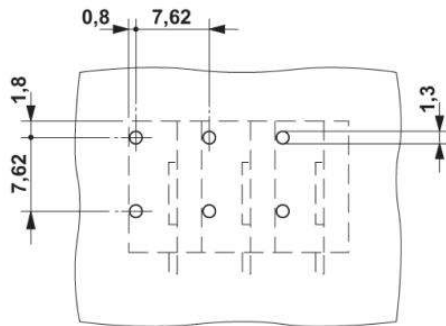
Item	Designation	Description
Marking		
0804552	SK 7,62/5:FORTL.ZAHLEN	Marker card, printed horizontally, self-adhesive, 10-section marker strip, 10 identical decades marked 1-10, 11-20 etc. up to 91-100, sufficient for 100 terminal blocks

Additional products

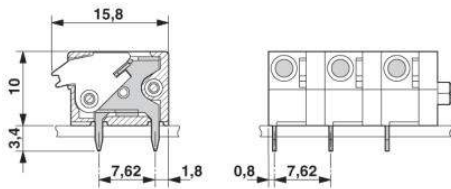
Item	Designation	Description
General		
1790500	FFKDSA1/H2-7,62	PC terminal block, Nominal current: 15 A, Nom. voltage: 250 V, Pitch: 7.62 mm, Number of positions: 1, Type of connection: Spring-cage conn., Mounting: Soldering, Conductor/PCB connection direction: 0 °, Color: green, The article can be aligned to create different nos. of positions!

Diagrams/Drawings

Drilling plan/solder pad geometry



Dimensioned drawing



Address

PHOENIX CONTACT Deutschland GmbH
Flachmarktstr. 8
32825 Blomberg, Germany
Phone +49 5235 3 12000
Fax +49 5235 3 41200
<http://www.phoenixcontact.de>



© 2011 Phoenix Contact
Technical modifications reserved;