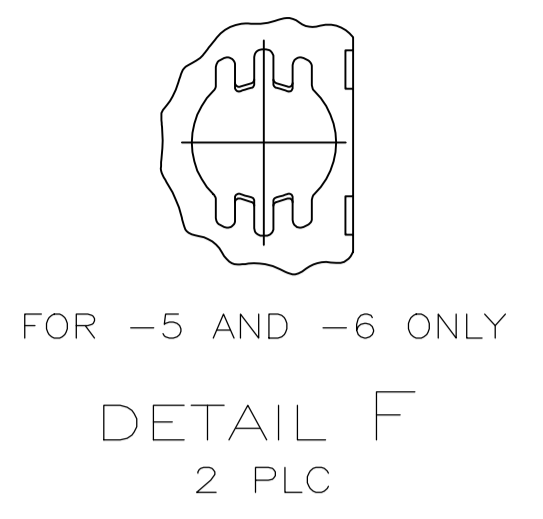
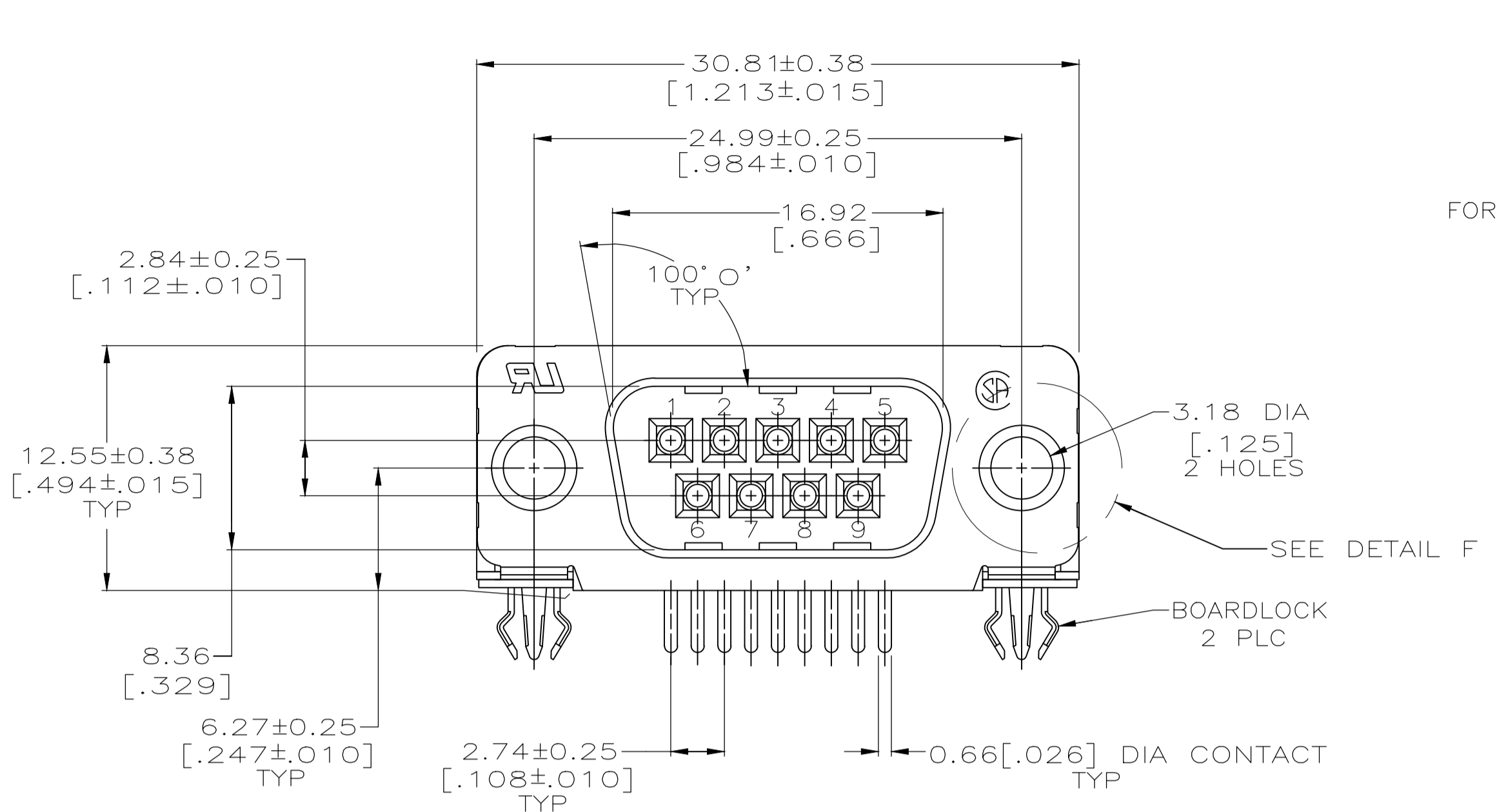
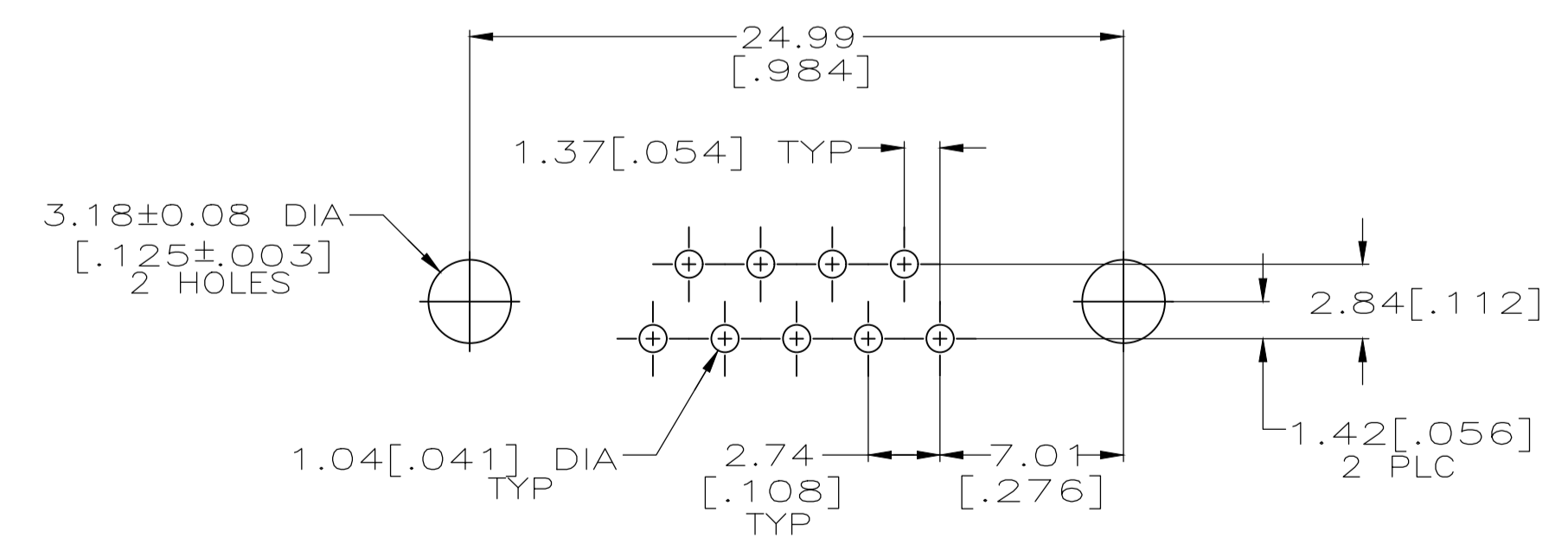
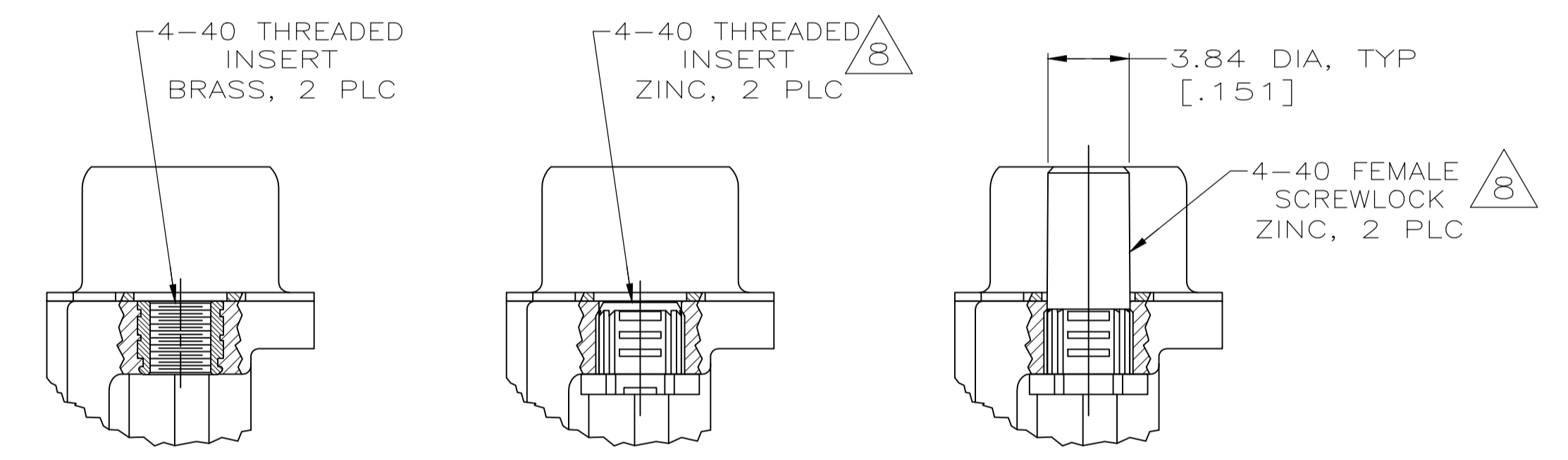
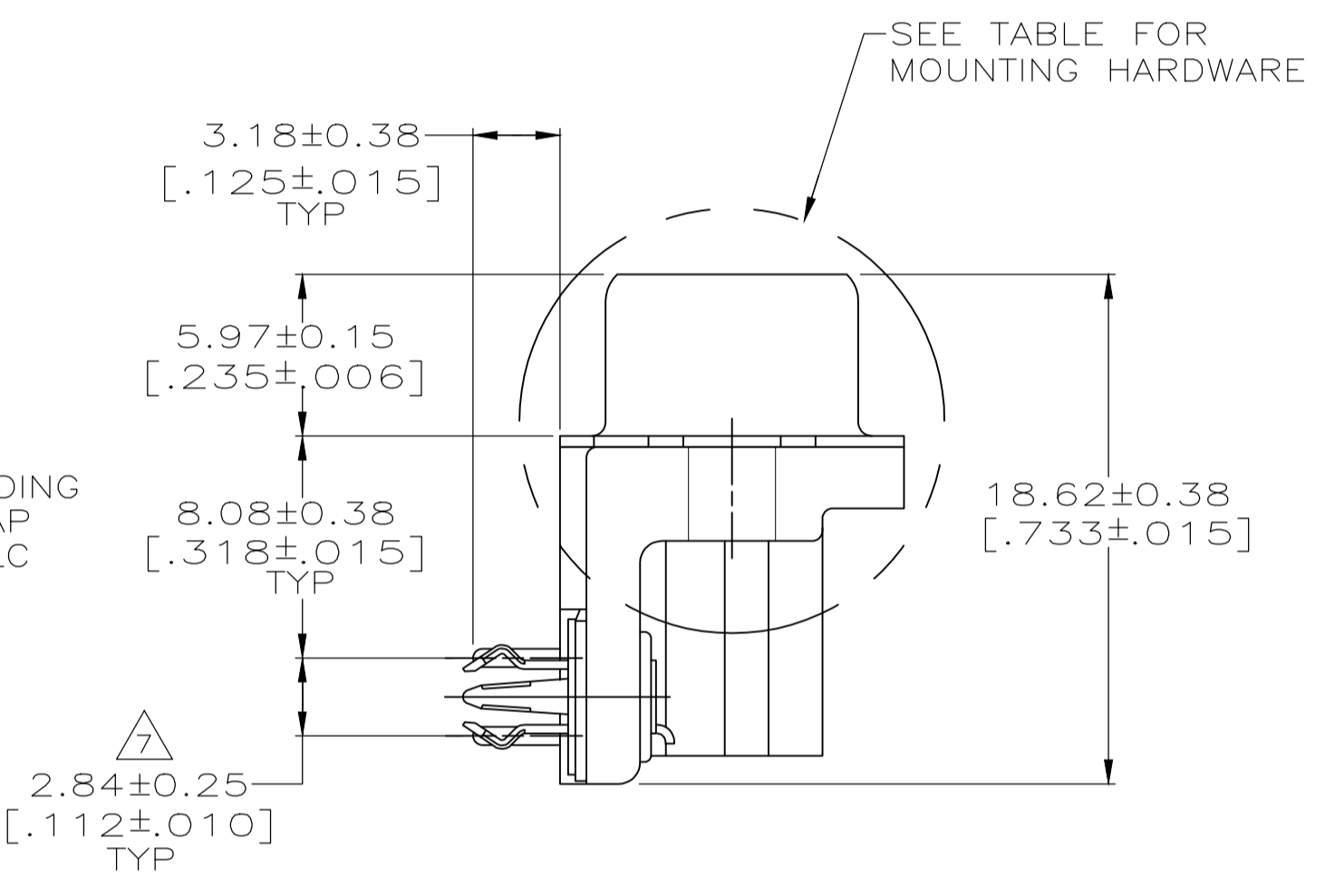
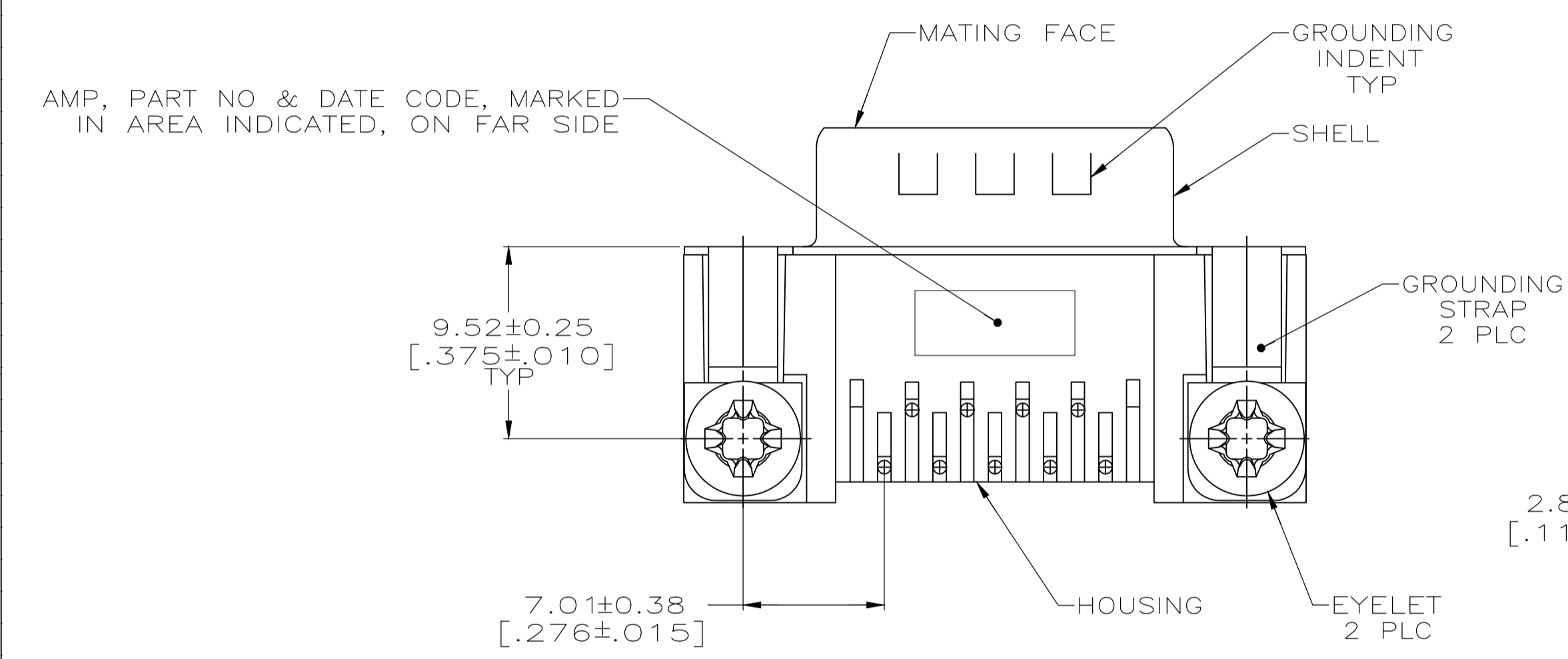


REVISIONS				
P	LTR	DESCRIPTION	DATE	BY
AA	ECC-20-006404		27SEP2020	RR SH



- ① HOUSING: NYLON OR POLYESTER, FLAME RETARDANT 94V-0 RATED, GLASS FILLED, BLACK
SHELLS: CARBON STEEL
CONTACTS: BRASS
BOARDLOCKS: COPPER ALLOY
EYELETS: BRASS
- ② SHELLS: 2.54µm[.000100] MIN TIN OVER 1.27µm[.000050] MIN COPPER.
EYELETS: 5.08µm[.000200] MIN TIN OVER COPPER FLASH.
CONTACTS AND BOARDLOCKS: SEE TABLE.
- ③ GOLD FLASH ON THE MATING SURFACES, 2.54µm[.000100] MIN TIN OR TIN-LEAD PLATE ON THE SOLDER END, 1.27µm[.000050] MIN NICKEL UNDERPLATE ON THE ENTIRE CONTACT.
- ④ 0.76µm[.000030] MIN GOLD PLATE ON THE MATING SURFACES, 2.54µm[.000100] MIN TIN OR TIN-LEAD PLATE ON THE SOLDER END, 1.27µm[.000050] MIN NICKEL UNDERPLATE ON THE ENTIRE CONTACT
-OR-
GOLD FLASH OVER PALLADIUM-NICKEL PLATE, 0.76µm[.000030] MIN TOTAL ON THE MATING SURFACES, 2.54µm[.000100] MIN TIN OR TIN-LEAD PLATE ON THE SOLDER END, 1.27µm[.000050] MIN NICKEL UNDERPLATE ON THE ENTIRE CONTACT.
- ⑤ 5.08µm[.000200] MIN TIN-LEAD OVER 1.27µm[.000050] MIN NICKEL.
- ⑥ 5.08µm[.000200] MIN TIN OVER 1.27µm[.000050] MIN NICKEL.
- ⑦ DIMENSION APPLIES FROM CENTER OF CONTACTS.
- ⑧ CLEAR CHROMATE.
- ⑨ OBSOLETE PARTS: OBSOLETE CIS STREAMLINING PER D.RENAUD/D.SINISI.



P.C. BOARD MOUNTING DIMENSIONS
P.C. BOARD THICKNESS: 1.57[.062]

	TRAY	SEE DETAIL E	⑥	④	7-747840-1
	-	SEE DETAIL E	⑥	③	7-747840-0
	TRAY	SEE DETAIL D	⑥	④	6-747840-9
⑨	OBSOLETE TRAY	SEE DETAIL D	⑥	③	-6-747840-8
⑨	OBSOLETE -	-	⑥	④	-6-747840-7
	OBSOLETE TRAY SPECIAL	SEE DETAIL D	⑤	④	1-747840-2
SUPSD BY 747840-6	TUBE	SEE DETAIL E	⑤	④	1-747840-0
SUPSD BY 747840-3	TUBE	SEE DETAIL D	⑤	③	747840-9
SUPSD BY 747840-4	TUBE	SEE DETAIL D	⑤	④	747840-8
	OBSOLETE -	SEE DETAIL C	⑤	③	747840-7
	TRAY	SEE DETAIL E	⑤	④	747840-6
	-	SEE DETAIL E	⑤	③	747840-5
	TRAY	SEE DETAIL D	⑤	④	747840-4
OBSOLETE	TRAY	SEE DETAIL D	⑤	③	-747840-3-
SUPSD BY 5747840-2	-	-	⑤	④	747840-2
SUPSD BY 5747840-2	-	-	⑤	③	747840-1
	PACKAGING	MOUNTING HARDWARE	BOARDLOCK FINISH	CONTACT FINISH	PART NUMBER

THIS DRAWING IS A CONTROLLED DOCUMENT. DIMENSIONING AND TOLERANCING PER ASME Y14.5M-2009.

W.G. LENKER 05 OCT 89
R. STONE 05 FEB 90
M.D. GALLOWAY 06 FEB 90

APPROVED: M.D. GALLOWAY
NAME: M.D. GALLOWAY
PRODUCT SPEC: 108-40025
APPLICATION SPEC: 114-40010
WEIGHT: 0.000000

TE Connectivity
PLUG ASSEMBLY, SIZE 1, 9 POSITION, RIGHT ANGLE, SHELL, .318 SERIES, BOARDLOCKS, Ⓢ

SIZE: A1
SCALE: 4:1
SHEET: 1 of 1
REV: AA