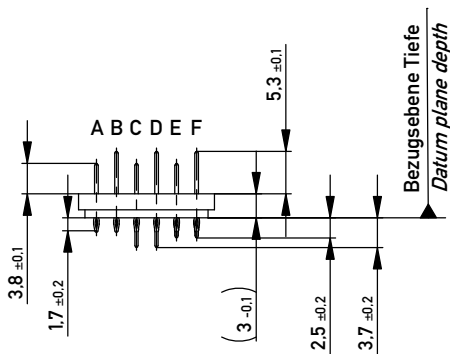
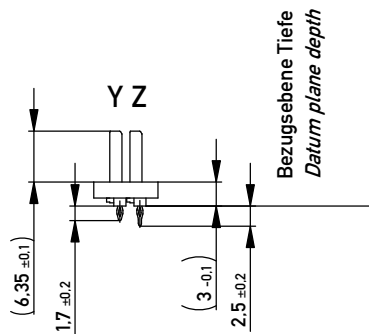


Kontaktversionen, Messerkontakte
Contact Selection Options, Male Contacts



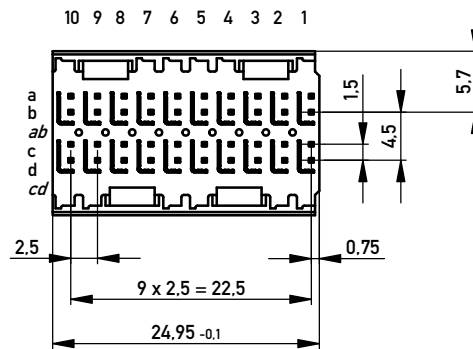
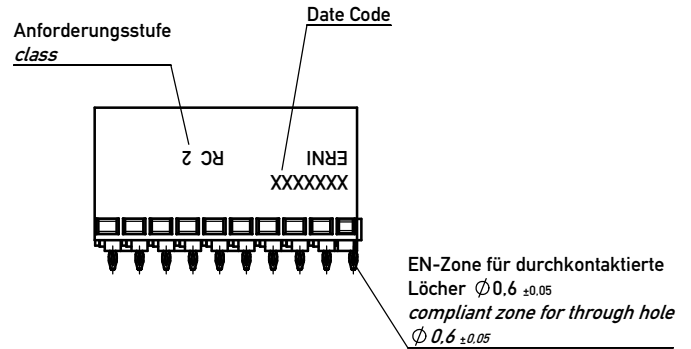
Kontaktversionen, Schirmmesser
Contact Selection Options, Shielding Contacts



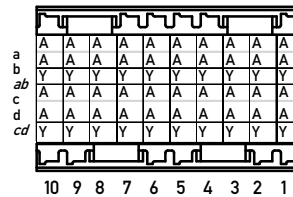
- 1) $\varnothing 0,6 \pm 0,05$ Durchmesser des metallisierten Loches
 $\varnothing 0,6 \pm 0,05$ Diameter of finished plated-through hole
- $\varnothing 0,7 \pm 0,02$ Bohrungsdurchmesser des Loches
 $\varnothing 0,7 \pm 0,02$ Diameter of drilled hole

Schichtaufbau im metallisierten Loch
siehe Zeichnung 114406
Metal plating of plated-through hole
see drawing 114406

Information: A + Y
siehe Bestückungsplan
see contact layout
Anforderungsstufe 2 / class 2

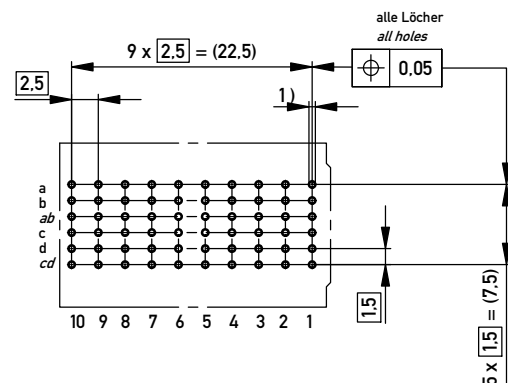


Bestückungsplan - contact layout



Lochbild für Leiterplatte
(Bestückungsseite)

Board hole pattern
(Component mounting side)



Information:		Tolerances	Scale 2:1
All rights reserved. Only for Information. To ensure that this is the latest version of this drawing, please contact one of the ERNI companies before using.		All Dimensions in mm	Designation
Subject to modification without prior notice. Drawing will not be updated.		ERmetZD Messerleiste 2-10 ERmetZD male connector 2-10	
ERNI www.ERNI.com		973080	
b	21.06.2012	I	
Index	Date	A3	
Class		ERMZD	

Copyright by ERNI GmbH
Proprietary notice pursuant to ISO 16016 to be observed.